



## NURSING EDUCATION CAPACITY AND NURSING SUPPLY IN LOUISIANA 2014 SNAPSHOT

### MOVING TOWARD THE RECOMMENDATIONS FROM THE INSTITUTE OF MEDICINE REPORT ON THE FUTURE OF NURSING

NURSES WITH BSN BY 2020

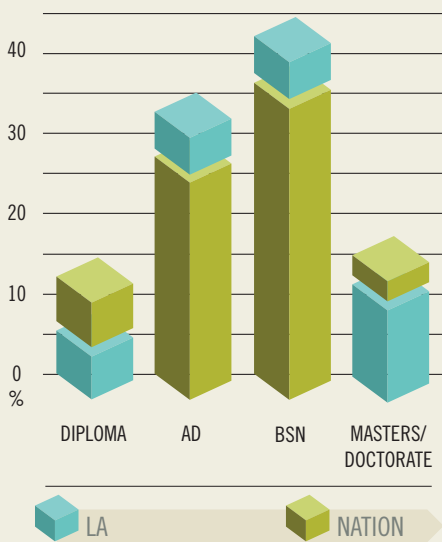


The Institute of Medicine Report on the Future of Nursing: *Leading Change, Advancing Health* recommends that the proportion of nurses with a BSN be increased to 80% and the number of nurses with a doctorate be doubled by 2020.


NURSES WITH DOCTORATE BY 2020



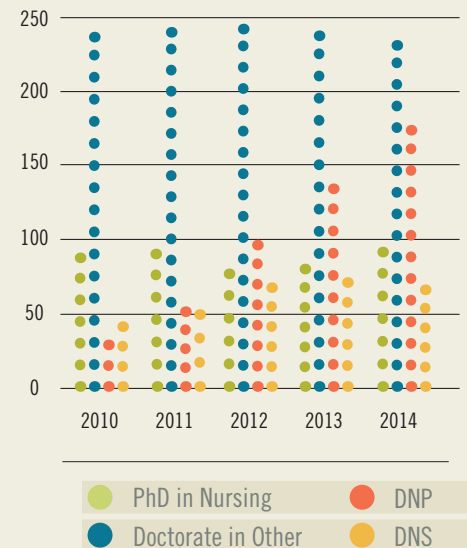
HIGHEST DEGREE HELD BY RNs RESIDING IN LA 2014



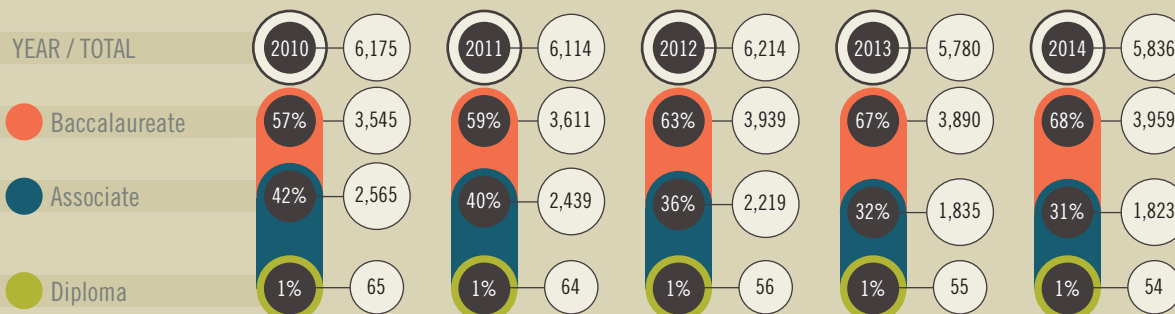
#### PRE-RN LICENSURE Program Enrollment Changes Since 2010



TYPES OF DOCTORATES HELD BY LICENSED RNs RESIDING IN LOUISIANA

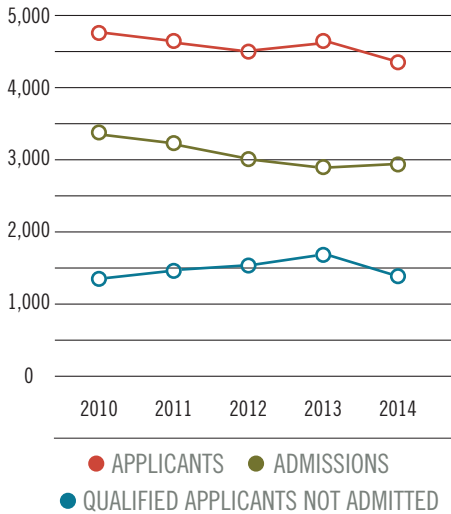


PRE-RN LICENSURE PROGRAMS ENROLLMENT IN LA (2010-2014)



## RN EDUCATION CAPACITY

APPLICANTS & ADMISSIONS TO PRE-RN LICENSURE PROGRAMS IN LA (2010-2014)



Reason Why Qualified Applicants Are Not Admitted to Pre-RN Licensure Programs in Louisiana

- #1 Budgeted Faculty Position Not Available
- #2 Faculty Salary Not Competitive
- #3 Qualified Faculty Not Available

136 (18%) faculty currently teaching in Louisiana's pre-RN licensure programs are 61+ years.

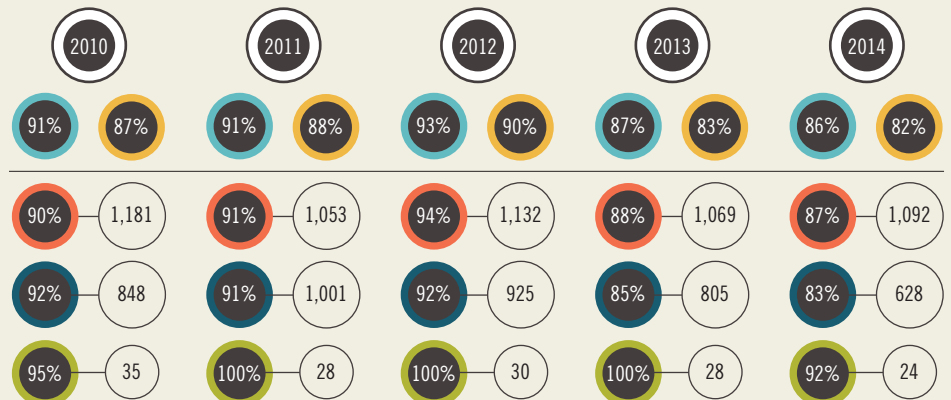


The passage rate on the NCLEX-RN for graduates from Louisiana's pre-RN licensure programs continues to exceed that of the nation in spite of the higher passing standard and the new test plan implemented in April 2013 by the National Council of State Boards of Nursing.

SUMMARY PERFORMANCE OF FIRST-TIME CANDIDATES GRADUATING FROM PRE-RN LICENSURE PROGRAMS IN LOUISIANA ON NCLEX-RN (2010-2014)

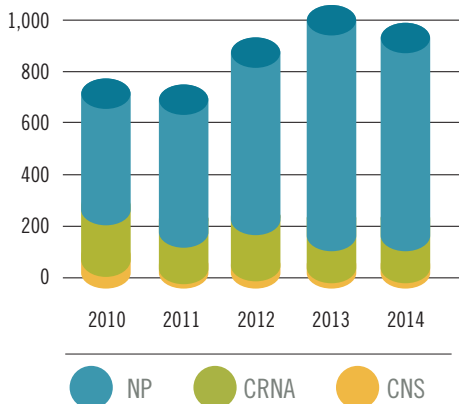
Passage Rate

- LA
- Nation
- Baccalaureate
- Associate
- Diploma




## APRN EDUCATION CAPACITY

ENROLLMENT IN LA APRN PROGRAMS ACCORDING TO ROLE (2010-2014)

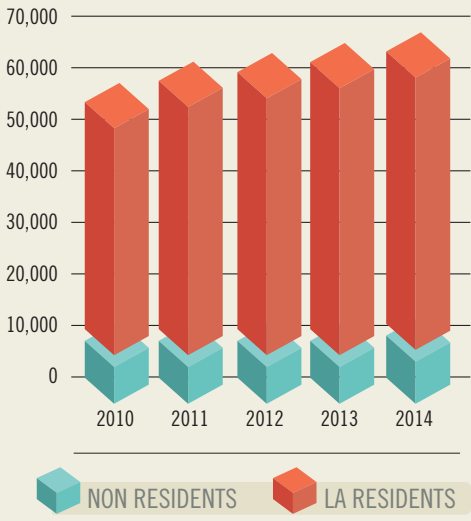


GRADUATES FROM APRN PROGRAMS IN LOUISIANA ACCORDING TO PROGRAM TYPE 2014

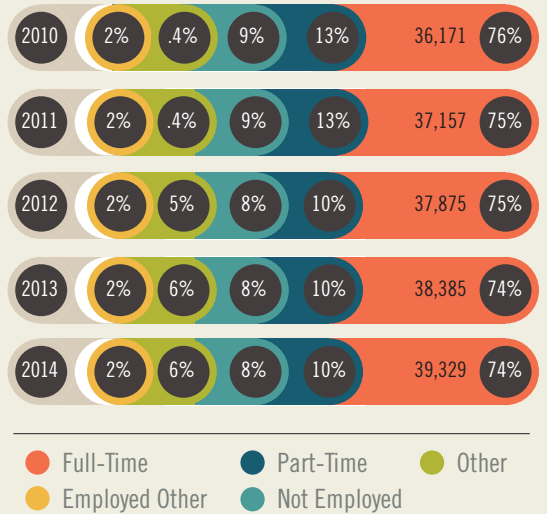


# RN SUPPLY

REGISTERED NURSES HOLDING AN ACTIVE LA LICENSE (2010-2014)



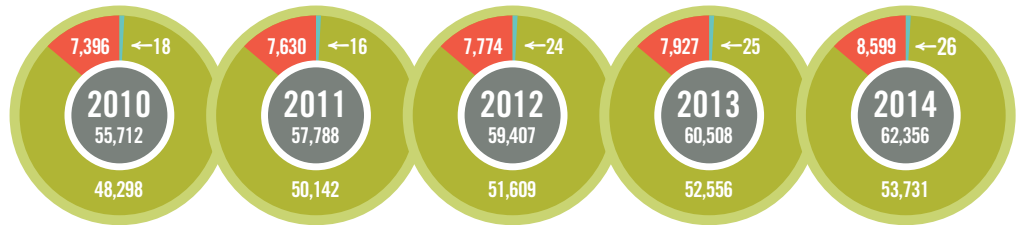
EMPLOYMENT DISTRIBUTION OF LICENSED REGISTERED NURSES RESIDING IN LA (2010-2014)



## Over the past 5 years

- +12%** No. of RNs holding a license to practice nursing in LA
- +11%** No. of RNs licensed and residing in LA
- +16%** No. of Non Resident RNs that hold a license to practice in LA

86% (53,731) of nurses licensed to practice in Louisiana also lived in LA  
14% (8,599) reported home addresses outside of Louisiana.



LICENSED REGISTERED NURSES RESIDING IN LA (2010-2014)

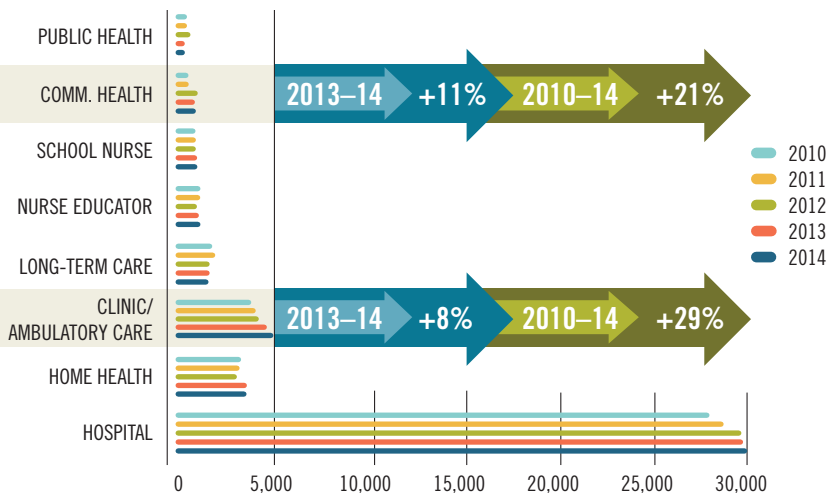
Nurses with RN License in LA: ● Residents ● Non Residents ● No Designated Parish



**79%**

42,085 Licensed registered nurses residing in LA provide direct patient care

EMPLOYERS OF LICENSED REGISTERED NURSES RESIDING IN LA (2010-2014)

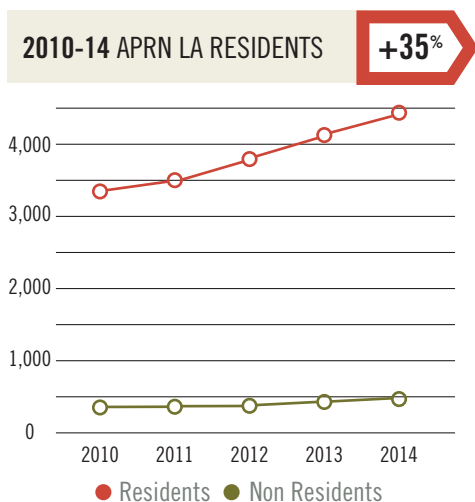


TYPES OF POSITIONS HELD BY LICENSED REGISTERED NURSES RESIDING IN LOUISIANA (2010-2014)

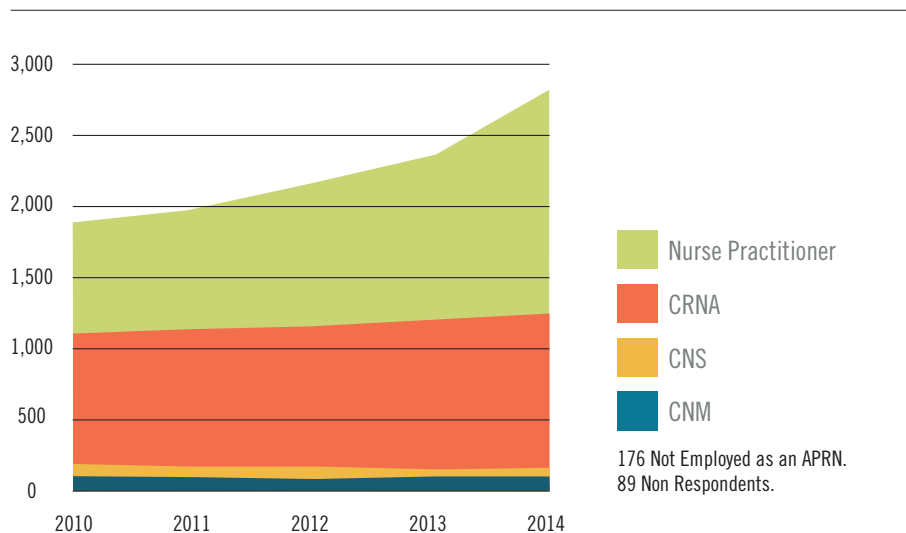
- 63%** **Staff Nurses** 33,547 of RNs licensed in Louisiana in 2014 were employed as staff nurses with 13% increase over the past 5 years.
- 10%** **Nurse Managers** 5,460 of the licensed RNs were nurse managers with 29% increase over the past 5 years.
- 5%** **Nurse Executives & Faculty** 2,594 of the licensed RNs were Nurse Executives and Faculty.
- 22%** **Other** 11,482 of the licensed RNs were APRNs, consultants, researchers, and other.

## APRN SUPPLY

NUMBER OF ADVANCED PRACTICE REGISTERED NURSES LICENSED IN LA (2010-2014)



ROLES OF ADVANCED PRACTICE REGISTERED NURSES RESIDING IN LA (2010-2014)



### Clinical Setting Reported by APRNs Residing in LA (2010-2014)

AREA	2010	2011	2012	2013	2014	
Hospital	1,429	1,498	1,537	1,570	1,645	↑ 15%
Outpatient Clinic	435	479	600	604	705	↑ 62%
Physician's Office	402	465	415	539	562	↑ 40%
Rural Clinic	146	179	201	201	238	↑ 63%
Private Clinic	147	168	193	229	243	↑ 65%
Emergency Department	55	49	79	89	99	↑ 80%
School of Nursing	79	69	71	58	59	↓ 25%
Pediatric Clinic	48	50	56	75	78	↑ 63%
Nursing Home	28	34	51	70	68	↑ 143%
School Clinic	42	43	43	46	50	↑ 19%
Women's Health Clinic	40	29	34	34	41	↑ 3%
Medicine Clinic	25	21	20	28	43	↑ 72%
Urban Clinic	22	13	19	32	24	↑ 9%
College Student Health Clinic	13	17	15	17	19	↑ 46%
HIV / AIDS Clinic	8	11	7	10	16	↑ 100%
Other	215	240	266	300	339	↑ 58%
No Answer	175	182	214	214	240	↑ 37%
<b>TOTAL</b>	<b>3,309</b>	<b>3,547</b>	<b>3,821</b>	<b>4,116</b>	<b>4,469</b>	<b>↑ 35%</b>

EMPLOYMENT DISTRIBUTION OF APRNS RESIDING IN LA 2014



**63%** 2,819 of APRNs Residing in LA have Prescriptive Authority which represents a 66% increase since 2010.

The majority of APRNs were employed in hospitals, outpatient clinics, physician's offices, rural clinics and private clinics in 2014

FOR ADDITIONAL INFORMATION, PLEASE CONTACT THE LSBN-CENTER FOR NURSING AT [LCN@LSBN.STATE.LA.US](mailto:LCN@LSBN.STATE.LA.US).

A FULL REPORT IS AVAILABLE AT [HTTP://LCN.LSBN.STATE.LA.US/](http://LCN.LSBN.STATE.LA.US/)

4.29.2015