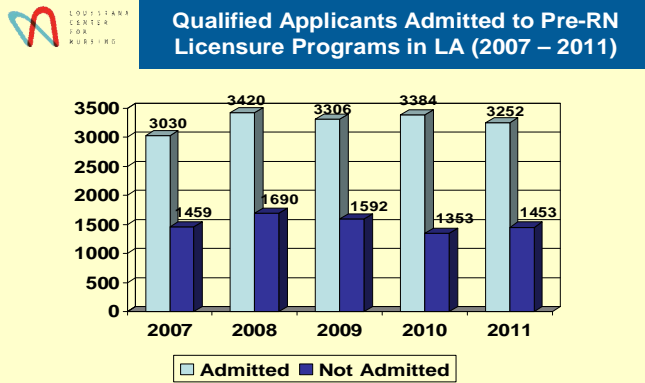


## Nursing Education Capacity

### Qualified Applicants Admitted to Pre-RN Licensure Programs in LA 2007-2011



The Louisiana Center for Nursing is a division of the Louisiana State Board of Nursing

### Reasons Why Qualified Applicants are not Admitted to Pre-RN Licensure Programs in LA

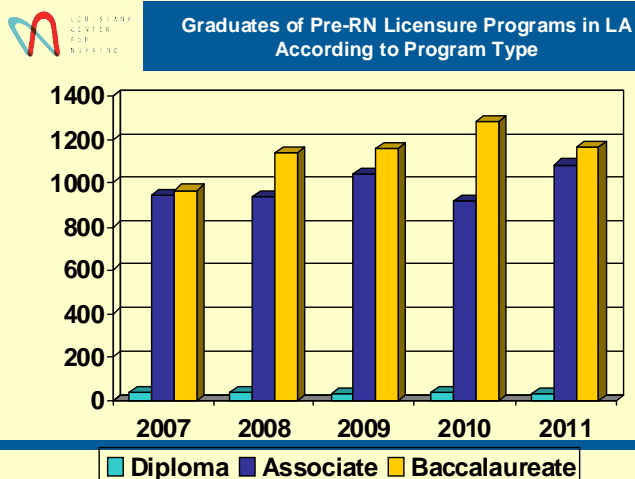
Four Major Reasons Why Qualified Applicants are not Admitted to Pre-RN-Licensure Programs in LA

- #1 Budgeted Faculty Position Not Available
- #2 Qualified Faculty Not Available
- #3 Faculty Salary Not Competitive
- #4 Lack of Clinical Specialty Sites

The Louisiana Center for Nursing is a division of the Louisiana State Board of Nursing

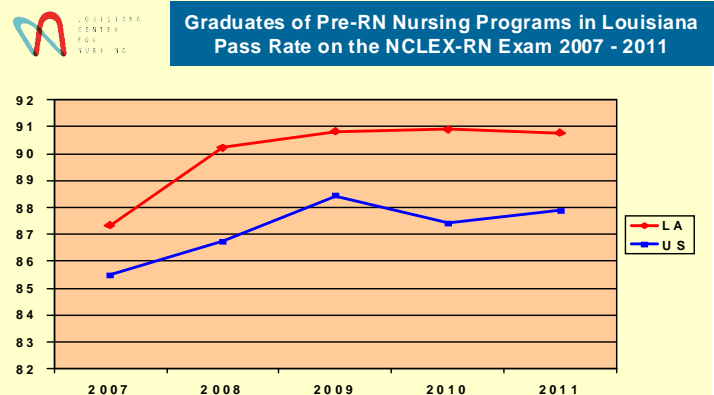
According to AACN's report on *2011-2012 Enrollment and Graduations in Baccalaureate and Graduate Programs in Nursing*, U.S. nursing schools turned away 75,587 qualified applicants from baccalaureate and graduate nursing programs in 2011 due to an insufficient number of faculty, clinical sites, classroom space, clinical preceptors, and budget constraints.

### Graduates of Pre-RN Licensure Programs in LA According to Program Type



The Louisiana Center for Nursing is a division of the Louisiana State Board of Nursing

### Graduates of Pre-RN Licensure Programs in LA Pass Rate on the NCLEX-RN Exam

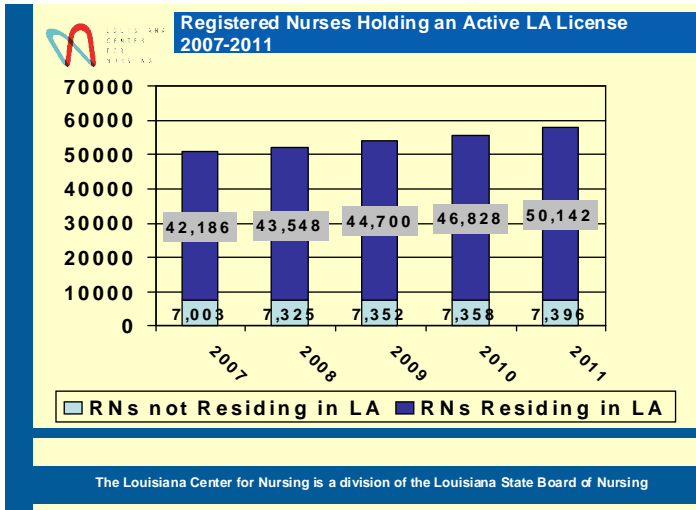


The Louisiana Center for Nursing is a division of the Louisiana State Board of Nursing

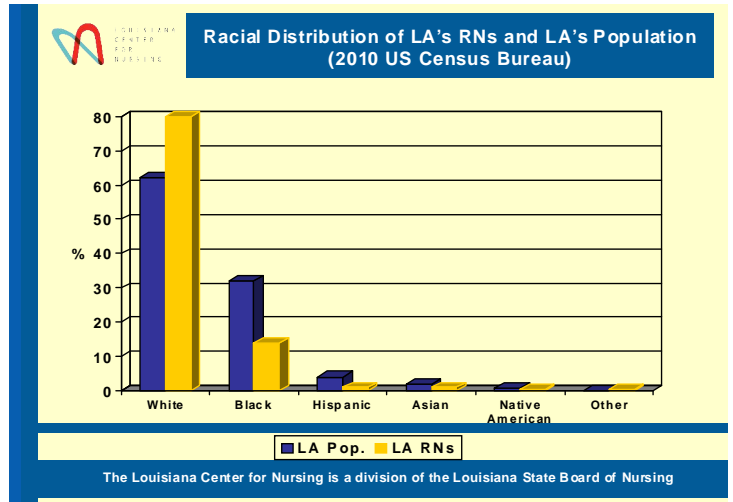
There were a total of 2,281 graduates from pre-RN licensure programs from Louisiana's schools of nursing in 2011 which represents a 2% increase in the number of graduates from the previous year. Fifty-one percent of the graduates came from baccalaureate programs (57% in 2010), 48% came from associate degree programs (41% in 2010), and 1% from the only diploma program in the state (2% in 2010). The passage rate on the NCLEX-RN Exam for graduates from Louisiana's pre-RN licensure programs has exceeded that of the nation for the previous 5 years in spite of the higher passing standard implemented in April 2010 by the National Council of State Boards of Nursing.

# Nursing Supply

## Registered Nurses Holding an Active LA License 2007-2011

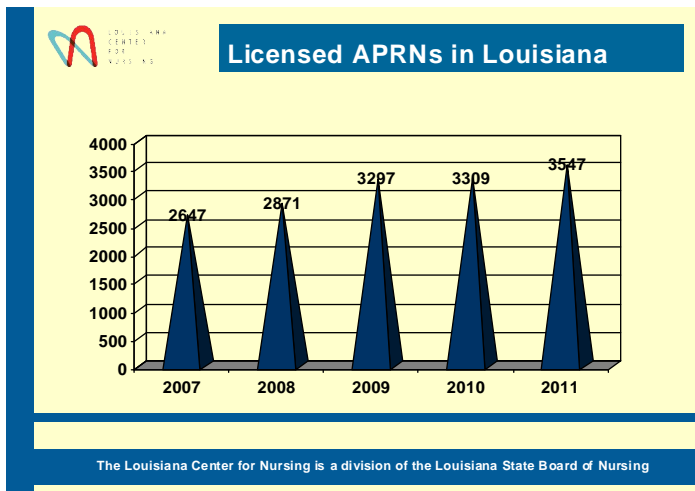


## Racial Distribution of LA's RN Workforce in Comparison to LA's Population

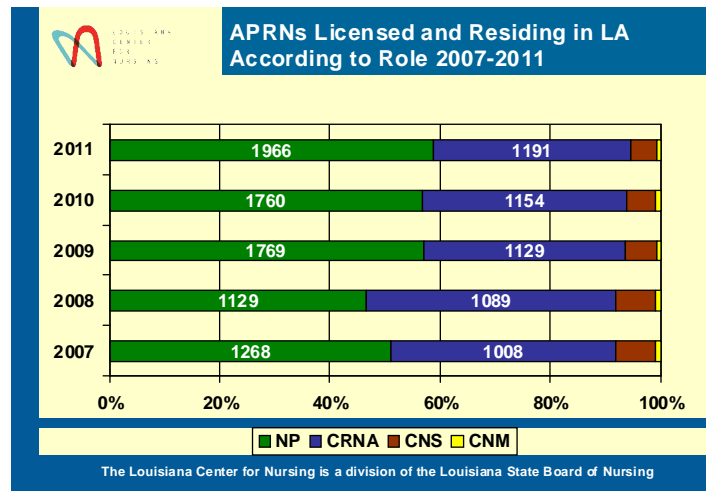


In 2011, 57,788 nurses held a license to practice as a registered nurse (RN) in Louisiana. In 2011, 80% of licensed RNs in Louisiana were White, 14% were Black, and 1% was Hispanic, whereas Louisiana's population is 62.6% White, 32% Black, and 4% Hispanic (U.S. Census, 2010).

## Licensed Advanced Practice Registered Nurses (APRNs) Residing in LA



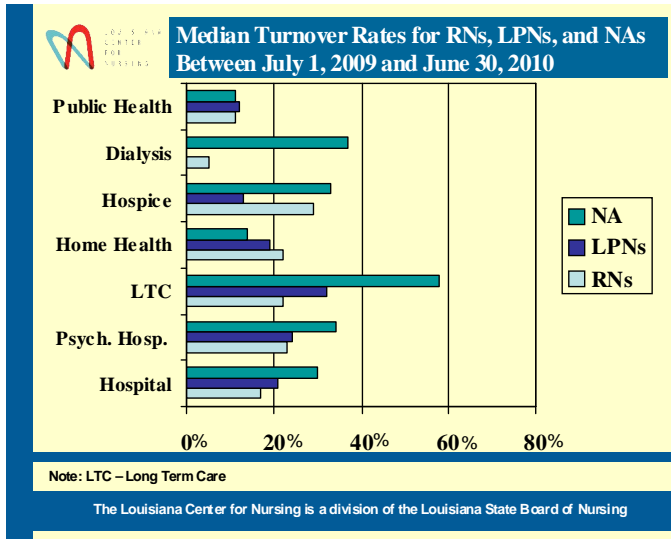
## Advanced Practice Registered Nurses Residing in LA According to Role



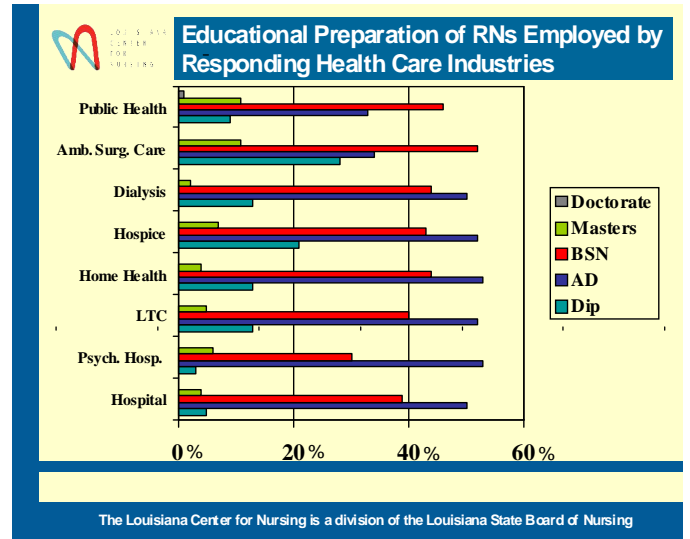
In 2011, 55% of all APRNs licensed and residing in Louisiana were nurse practitioners (NP), 35% were certified nurse anesthetists (CRNA), 4% (156) clinical nurse specialists (CNS), and 0.6% (23) were certified nurse midwives (CNM).

# Nursing Demand - Based on the 2010 Nurse Employer Survey

## Median Turnover Rates for RNs, Licensed Practical Nurses and Nursing Assistants

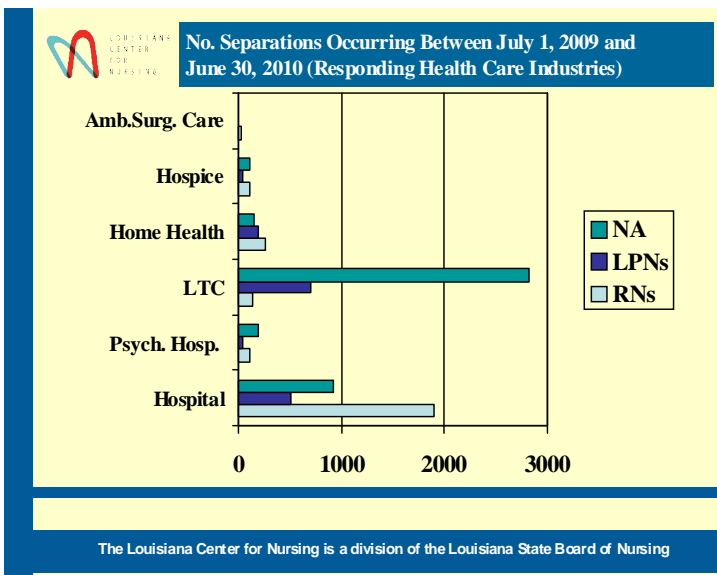


## Educational Preparation of RNs Employed by Health Care Industry (2010)

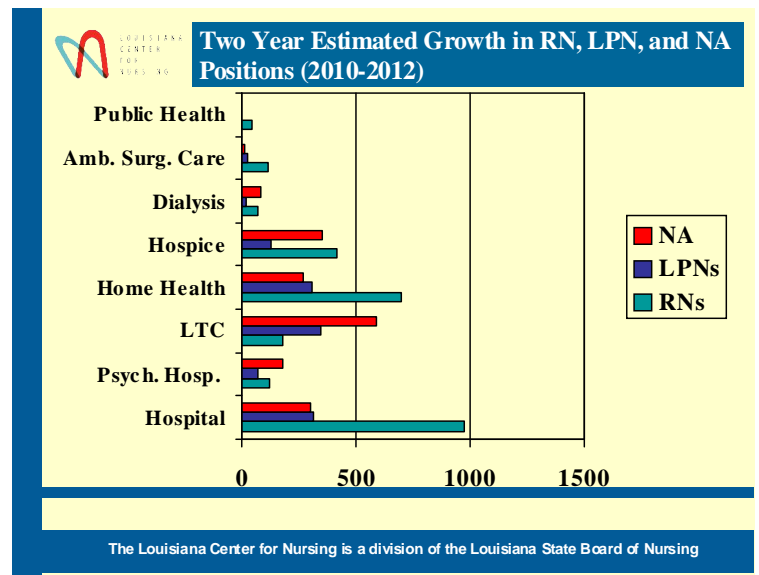


Among hospital RNs in direct care – the largest personnel category included in our survey in terms of budgeted positions reported – median turnover was 17 percent over the course of one year. In 2010 the national turnover rate for RNs in hospitals was reported to be 14.6 percent (NSI National Healthcare and RN Retention Report, 2011). Louisiana falls slightly below the nation in terms of the RN workforce that is prepared at the baccalaureate or higher degree level (Louisiana-49.6%; U.S.-50.0%). The majority of RNs employed by health care industries surveyed in LA, other than Public Health and Ambulatory Surgical Care, were prepared at the associate degree level.

## Separations Reported by Health Care Industries in Louisiana



## Two Year Estimated Growth in RN, LPN and NA Positions



The number of separations is very important when addressing the economic impact of high turnover rates within health care facilities. Respondents alone reported over 2,600 RN separations, 1,400 LPN separations, and 4,300 NA separations in one year – these numbers exclude non-respondents, as well as industries that were not surveyed. The number of openings due to job growth reported by respondents alone was 1,112 RNs, 488 LPNs, and 698 NAs over the next two years. These numbers do not include non-responding health care facilities.

**FOR MORE INFORMATION ABOUT THE LOUISIANA CENTER FOR NURSING**

please contact Dr. Cynthia Bienemy at [lcn@lsbn.state.la.us](mailto:lcn@lsbn.state.la.us).

**The Louisiana Center for Nursing is a Division of the Louisiana State Board of Nursing**