

Louisiana State Board of Nursing

2012



Annual Report

“Safeguarding the life and health of the citizens of Louisiana.”

**Louisiana State Board of Nursing
17373 Perkins Road
Baton Rouge, LA 70810
www.lsbn.state.la.us**



Letter to the Governor, Members of the Legislature, Other State Agencies, Healthcare Community, Academic Institutions, and the Citizens of Louisiana:

It is with great pleasure that I present to you the Louisiana State Board of Nursing's (LSBN) 2012 Annual Report. The mission of LSBN is *to safeguard the life and health of the citizens of Louisiana by assuring persons practicing as registered nurses and advanced practice registered nurses are competent and safe*. LSBN accomplished its mission through a myriad of activities by the Board and its staff. The purpose of the 2012 Annual Report is to reflect the activities and actions of the Board for the period of January 1, 2012 and ending December 31, 2012 and to provide data relative to nursing education capacity for Registered Nurses (RNs) in Louisiana and the available Registered Nurse (RN) workforce in Louisiana.

On behalf of LSBN's members and staff, we trust that this report will reflect our dedication and commitment to serve the citizens of Louisiana and present objective data that can be used in decision-making relative to professional nursing in Louisiana.

Sincerely,

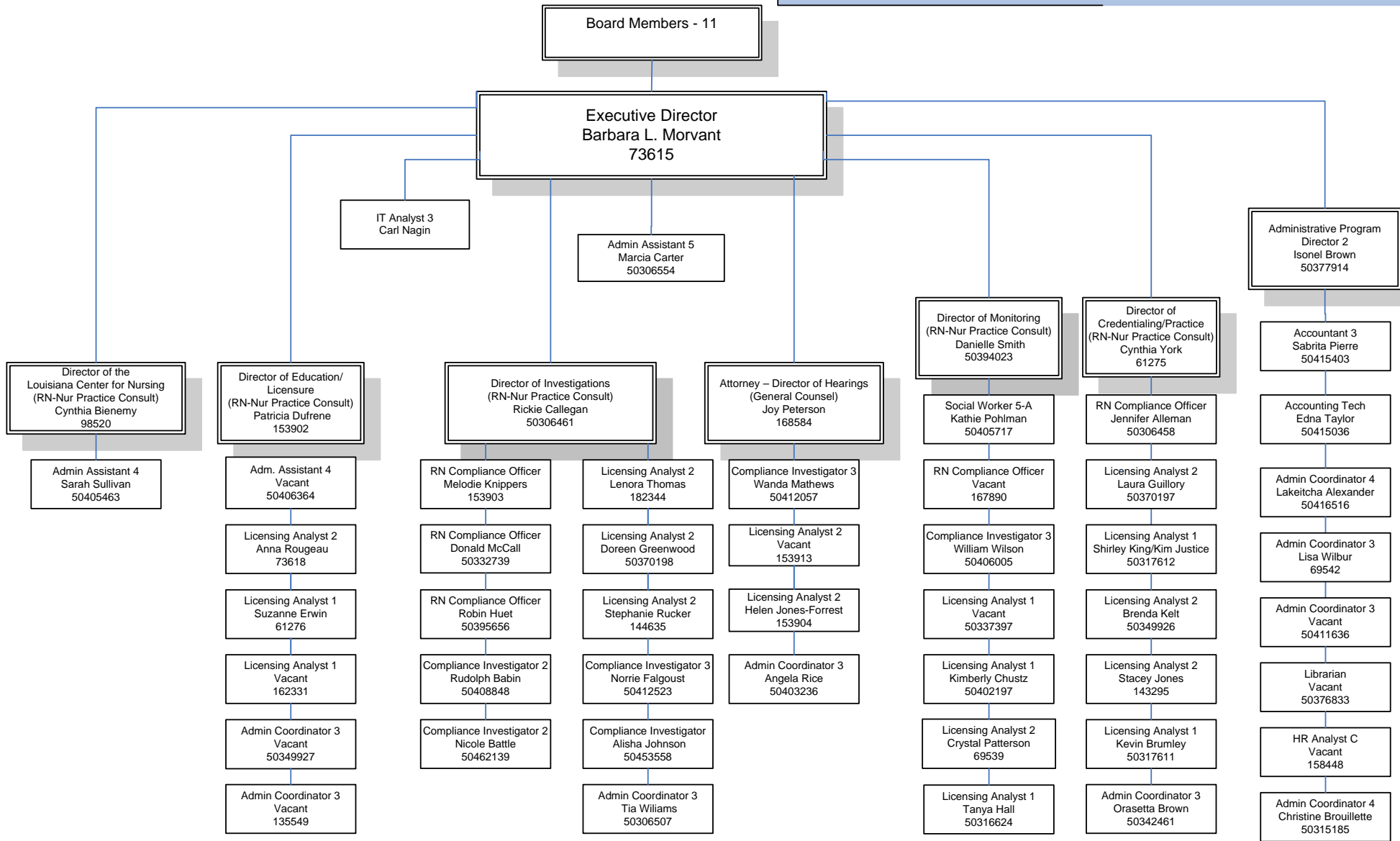
A handwritten signature in black ink that reads "Barbara L. Morvant". The signature is written in a cursive, flowing style.

Barbara L. Morvant, MN, RN
Executive Director

TABLE OF CONTENTS

<u>TITLE</u>	<u>PAGE</u>
LSBN Organizational Chart	1
LSBN Board Members and Staff	2
Duties and Powers of LSBN	3
LSBN Strategic Plan 2013-2015	4
Major Motions and Other Actions of the Board.....	6
Complaints and Investigations	22
Hearings	27
Monitoring.....	31
Licensure	35
Louisiana Center for Nursing Initiatives	42
Nursing Education Capacity in Louisiana.....	47
Pre-RN Licensure Programs	47
Advanced Practice Registered Nurse Education in Louisiana.....	58
Graduate Nursing Programs offering Degrees in Nursing Education and Nursing Administration	61
Nursing Faculty Teaching in Louisiana.....	67
Faculty Teaching in Pre-RN Licensure Programs.....	53
Faculty Teaching in APRN Programs	65
Major Findings.....	67
Nursing Supply: Available RN Nursing Workforce in Louisiana.....	70
Licensed Registered Nurses Residing in Louisiana	70
Licensed Advanced Practice Registered Nurses	77
Major Findings	79
References	81
APPENDICES	
A. LSBN Approved Nursing Education Programs	83
B. NCLEX-Passage Rates, Admissions, Enrollment and Graduates.....	93
B1. Performance of First-Time Candidates of Nursing Programs in Louisiana on NCLEX-RN.....	94
B2. Applicants, Admissions, Enrollment and Graduates of Nursing Education Programs in Louisiana (2001-2012)	95
B3. Qualified Applicants and Admissions: Diploma, Associate and baccalaureate Degree Programs (2007-2012).....	96
B4. Admissions Data: Why Qualified Applicants Were Not Admitted to Louisiana Nursing Education Programs (2010-2012).....	97
B5. Gender of Students Enrolled in Clinical Nursing Courses in Pre-RN Licensure Programs in Louisiana (2010-2012)	98
B6. Ethnic Backgrounds of Students Enrolled in Pre-RN Licensure Programs in Louisiana (2010-2012)	99
B7. Graduates of Associate, Baccalaureate and Diploma Nursing Education Programs (2007-2012)	100
C. Enrollment and Graduates from APRN Programs in Louisiana	101
D. Licensure Renewal Statistical Data.....	104

Louisiana State Board of Nursing



Student
162269

Student
169504

Student
50331752

MEMBERS OF THE BOARD

The members of the Board serving for the 2012 Annual Report year were:

Demetrius J. Porche, DNS, APRN, Ph.D,	President, Nursing Education
Carlene MacMillan, RN, MN	Vice-President, Other Areas of Nursing Practice
Patricia Prechter, MSN, RN, ED.D	Alternate Officer, Nursing Education
Lucie J. Agosta, PhD, APRN	Board Member, Advance Practice
Nancy Davis, MN, RN, NE-BC	Board Member, Other Areas of Nursing Practice
Larry J. Haley, MSN, CRNA	Board Member, Nurse Anesthetist
Jolie E. Harris, MSN, RN	Board Member, Nursing Administration
Patricia R. Johnson, MN, RN, CNAA	Board Member, Nursing Administration
Sue Westbrook, DNS, MA, RN	Board Member, Nursing Education
Robert A. Bass, MD	Ex-Officio Board Member
William LaCorte, MD	Ex-Officio Board Member

LEGAL COUNSEL

The Louisiana State Board of Nursing has retained Wade Shows, Attorney at Law, as the Board's General Counsel. Celia Cangelosi serves as Special Counsel to the Board.

LSBN STAFF

ADMINISTRATION

Barbara L. Morvant, MN, RN	Executive Director
Cynthia Bienemy, Ph.D, RN	Director, Center for Nursing
Isonel M. Brown, MS, MBA	Director, Administrative Services
Rickie Callegan, MSN, RN	Director, Investigations
Patricia Dufrene, MSN, RN	Director, Education/Licensure
Joy Peterson, BSN, RN, JD	Director, Hearings
Danielle Smith, MSN, RN	Director, Monitoring
Cynthia York, MSN, RN, CGRN	Director, Credentialing and Practice

RN MANAGERS

Jennifer Alleman, APRN, FNP-BC	RN Compliance Officer
Robin M. Huet, RN, BSN	RN Compliance Officer
Melodie S. Knippers, BSN, RN	RN Compliance Officer
Donald McCall, RN, BSN, MPA	RN Compliance Officer

PROGRAM MANAGER

Kathie Pohlman, LCSW-BACS, MBA	Social Worker 5-A
--------------------------------	-------------------

Duties and Powers of the Louisiana State Board of Nursing

The duties and powers of LSBN are defined in RS37:918. In order to assure that individuals licensed to practice as registered nurses and/or advanced practice registered nurses are qualified, LSBN is empowered to regulate nursing education and practice in Louisiana. Further, LSBN is charged with the responsibility to deny, revoke, suspend, probate, limit or otherwise discipline individuals who violate the provisions of the law governing nursing practice in Louisiana. The following sections reflect information regarding activities of LSBN in safeguarding the citizens of Louisiana in major areas: Nursing Education, Licensure, and Discipline/Alternative to Discipline.

Further, Senate Resolution 152 of the 2008 Regular Legislative Session requested the Louisiana State Board of Nursing establish a nursing workforce center in Louisiana. The charge to the nursing workforce center, hereafter called the Louisiana Center for Nursing, was identified as the following:

- Collect, analyze and report the registered nurse workforce data utilizing established nursing supply, demand, and predictor models to forecast registered nurse resource needs to the Louisiana Health Works Commission.
- Evaluate registered nurse education capacity, and develop strategies for increasing educational access, retention and mobility, including opportunity for minority and underrepresented groups.
- Establish a website for information concerning potential employment, and educational opportunities for becoming a registered nurse in Louisiana.

Louisiana State Board of Nursing
STRATEGIC PLAN
2013 - 2015



MISSION STATEMENT

To safeguard the life and health of the citizens of Louisiana by assuring persons practicing as registered nurses and advanced practice registered nurses are competent and safe.

VISION STATEMENT

LSBN will be a leader in regulatory excellence that advances nursing workforce, education, and practice.

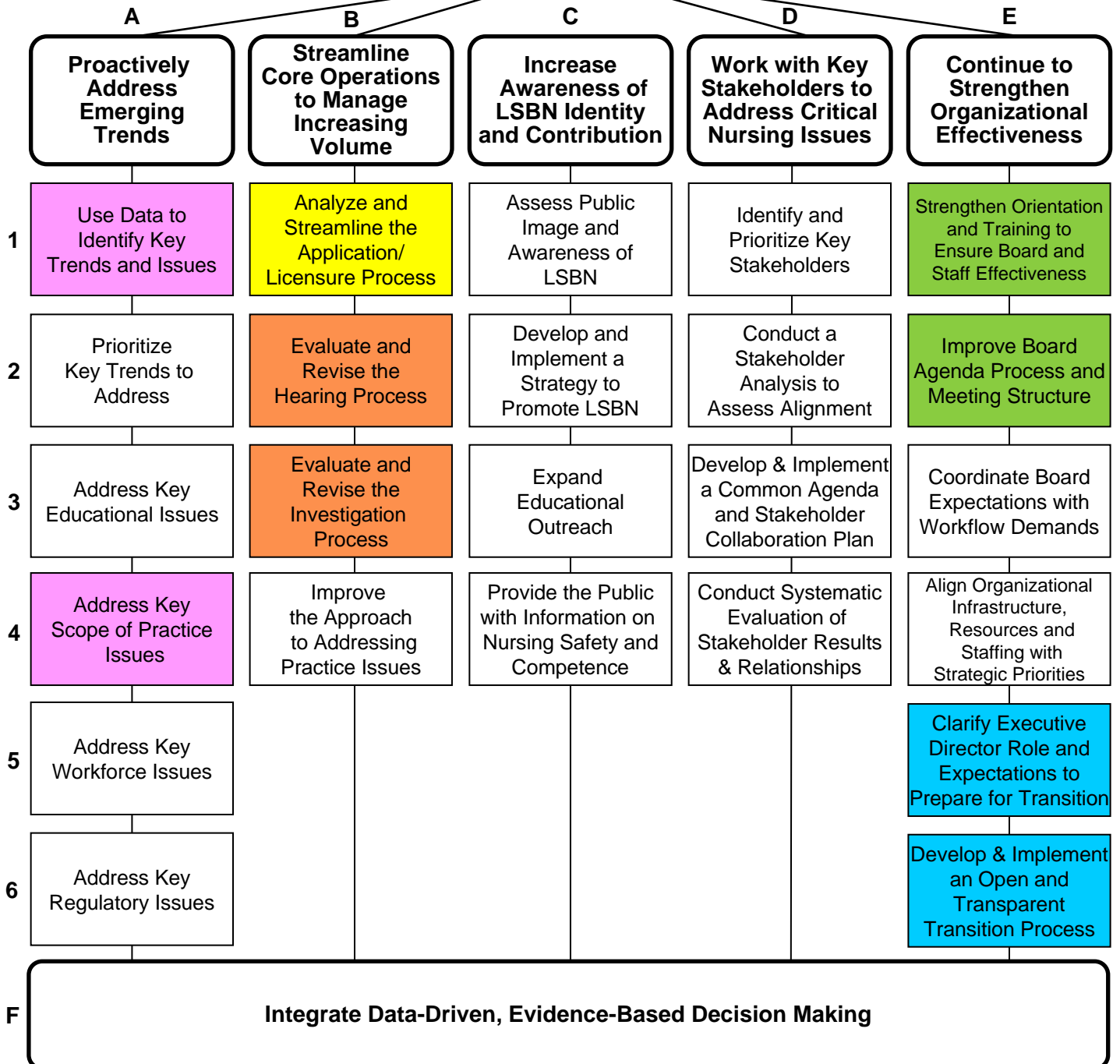
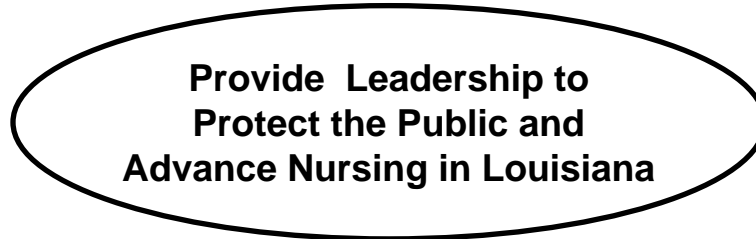
CENTRAL CHALLENGE

Provide leadership to protect the public and advance nursing in Louisiana.

The practice of nursing by qualified individuals is necessary to protect the public health, safety, and welfare of the citizens of Louisiana (LRS:37:911). In order to promote, preserve, and protect the public health, safety, and welfare, the LSBN is charged with the regulation of nursing education and practice and ensuring that any individual practicing or offering to practice nursing or using the title “registered nurse” or “advanced practice registered nurse” shall be licensed to do so. In 2012, the LSBN Board and staff held a strategic planning meeting and produced the LSBN 2013-2015 Strategic Map which identifies strategic priorities and objectives that the Board will address over the next three years. The vision for the Board was revised to better reflect the central challenge that has been given to the Board as we move forward in meeting the strategic priorities as set forth in the 2013-2015 Strategic Plan.

- STRATEGIC PRIORITY A:** Proactively address emerging trends.
- STRATEGIC PRIORITY B:** Streamline core operations to manage increasing volume.
- STRATEGIC PRIORITY C:** Increase awareness of LSBN’s identity and contribution.
- STRATEGIC PRIORITY D:** Work with key stakeholders to address critical nursing issues.
- STRATEGIC PRIORITY E:** Continue to strengthen organizational effectiveness.

Louisiana State Board of Nursing Strategic Map: 2013-2015



MAJOR MOTIONS AND OTHER ACTIONS
OF THE BOARD IN 2012

ADMINISTRATIVE ACTIONS

Adopted Proposed Rule Enactment LAC46:XLVII.§3331 Denial and Delay of Licensure

Approved to adjust the 2011/2012 Budget to be consistent with actual activity for remainder of the year.

Approved to adjust to include funding of NCSBN Grant within funded areas

Approved to remove budget expense for building renovation; project to take place in 2012/2013 budget year

Approved to adjust 2012/2012 Budget to increase salaries and related benefits to fund merit increase of 4% to staff.

Authorized the President to appoint a task force to revise Chapter 35 and Chapter 45 of the rules and regulations related to education standards

Approved a letter of support for the Louisiana Action Coalition Future of Nursing to be included in the Robert Wood Johnson Foundation State Implementation Grant Proposal

Authorized the President to engage a search firm to assist in the recruitment and screening for an Executive Director (as a component of succession planning for the ED retirement)

Directed the Executive Director to explore the possibility of finding a professional consultant for implementation of strategic plan.

Approved to proceed with Grant Cooper, a national search firm, for the succession of the Executive Director

Authorized the Executive Director to reengage the Public Relations Firm for this fiscal year and next fiscal year

NURSE PRACTICE ACTIONS

Adopted the opinion in response to a request by Andrew Sharp, Family Psychiatric Mental Health Nurse Practitioner (FPMHNP) and Jeanene Toombs-Robb, Adult Psychiatric Mental Health Nurse Practitioner (APMHNP), Advanced Practice Registered Nurses with Multipractice Clinic, that it is within the scope of practice of a Louisiana licensed psychiatric mental health nurse practitioner to utilize telemental health technology to deliver mental health services to rural clients in a school setting in Louisiana and such practices are held to the same regulatory

standards as those in face-to-face settings. Alternate clinic sites other than the school setting are approved during the summertime to allow for continuity and appropriate follow-up care.

Telemental health technology is identified as the health care delivery of diagnosis, consultation, treatment, and transfer of nursing and medical data using interactive telecommunication technology that enables the APRN and patient at two locations separated by distance to interact via two-way video and audio transmissions simultaneously.

Adopted two opinions in response to a request by Ms. Catherine Fusilier, RN, Special Education Nurse with Acadia Parish School Board:

1. That it is within the scope of practice for a school registered nurse to delegate to trained, unlicensed school personnel (in the school setting) the administration of nutrition via a gastrojejunostomy tube connected to an infusion pump contingent upon the school registered nurse's evaluation of the student's condition and evaluation of the unlicensed school personnel's competency. When delegating to trained, unlicensed school personnel (in the school setting) the administration of nutrition via a gastrojejunostomy tube connected to an infusion pump, the school registered nurse retains the responsibility and accountability to assure the delegated intervention is performed in accord with the following:
 - a. Established standards of practice, product manufacturer's recommendations, agency policies and procedures;
 - b. laws governing the practice of registered nursing in Louisiana (LA R.S. 37:911 et seq);
 - c. Louisiana Rules and Regulations, Title 46, Professional and Occupational Standards, Part XLVII. Nurses, Subpart 2. Registered Nurses;
 - d. Laws governing the practice of school registered nursing in Louisiana (LA R.S. 17);
 - e. Louisiana Handbook for School Administrators (Title 28, Education, Part CXV. Bulletin 741);
 - f. Physician's orders.

2. That it is within the scope of practice for a school registered nurse to delegate to trained, unlicensed school personnel (in the school setting) the administration of medication via a gastrojejunostomy tube contingent upon the school registered nurse's evaluation of the student's condition and evaluation of the unlicensed school personnel's competency. When delegating to trained, unlicensed school personnel (in the school setting) the administration of medication via a gastrojejunostomy tube, the school registered nurse retains the responsibility and accountability to assure the delegated intervention is performed in accord with the following:
 - a. established standards of practice, product manufacturer's recommendations, agency policies and procedures;
 - b. laws governing the practice of registered nursing in Louisiana (LA R.S. 37:911 et seq);

- c. Louisiana Rules and Regulations, Title 46, Professional and Occupational Standards, Part XLVII. Nurses, Subpart 2. Registered Nurses;
- d. laws governing the practice of school registered nursing in Louisiana (LA R.S. 17); and
- e. Louisiana Handbook for School Administrators (Title 28, Education, Part CXV, Bulletin 741);
- f. Physician's orders.

Adopted the opinion in response to a request by Ms. Mary Knoblock, RN, Director of Nurses of Vital Link Home Health, that it is not within the scope of practice for a registered nurse to de-clot a peripherally inserted central catheter (PICC) line in the home health setting.

Deferred initiation of rule change to Chapter 37, §3707.B.5 and §3707.C.1.d as requested by petitioner Ms. Carol Gonzales, RN Manager, IV Therapy Services, Interim LSU Public Hospital, until petitioner has obtained significantly more evidence based research data and support from stakeholders (physicians, radiologists, hospital administrators, directors of nursing, etc. throughout the State of Louisiana) regarding the safety and efficacy of utilizing technology other than the current gold standard of practice chest x-ray for the verification of tip placement of peripherally inserted central catheters (PICC).

Adopted the opinion in response to a request by Jeanne Dispenza, APRN, PNP, Pediatric Oncology Department, Tulane University Medical Center, that it is within the scope of practice for a certified pediatric nurse practitioner licensed in Louisiana to provide services to patients over the age of 21 who are survivors of childhood cancers for the purposes of transition to adult care and screening for late effects of cancer treatments provided the pediatric nurse practitioner has the knowledge, skills, and abilities to do so. Prior to providing such services, the pediatric nurse practitioner must submit a collaborative practice agreement for approval to the Louisiana State Board of Nursing (as per RS 37:913(8) and (9) and LAC 46:XLVII.4513.B) which includes these parameters of practice, reflects the mutual agreement with the collaborating physician(s), and identifies mechanisms for establishing and maintaining primary care services for the patients.

COMPLIANCE/ CREDENTIALING ACTIONS

Approved implementation of a new policy: Guidelines for Discipline when Individual has Failed to Submit Required Documentation for Changes in Prescriptive Authority in Timeframe Established in NPA, Rules and Regulations, Chapter 45, Advanced Practice Registered Nurses, §4513.D. Prescriptive and Distributing Authority. Said rule states: *“prior to change with the collaborating physician, or physicians or coverage physician, when applicable, the APRN shall notify the board in writing requesting approval of such changes and submit a new collaborative practice agreement. The APRN shall notify the board in writing within 30 days of all changes regarding practice sites. Failure to notify the board may result in disciplinary action”*.

EDUCATION ACTIONS

Approved the request of Georgetown University to offer Graduate clinical experiences in Louisiana for the Specialties/Concentrations of:

Family Nurse Practitioner (FNP)
Certified Nurse Midwife/Woman's Health Nurse Practitioner (CNM/WHNP)
Nursing Education (non APRN)

And that the approval shall be effective Fall 2011- Fall 2013 contingent on the adherence to, and submission of, required documentation regarding faculty qualifications, preceptor qualifications, clinical site appropriateness and approval, and student criteria as outlined in *LAC46: XVII.4509*.

The Board further instructs Georgetown to submit to the Board:

1. Clarification of adherence to National Organization of Nurse Practitioner Faculty (NONPF) standards and LSBN rules related to evaluation of students; and
2. Clarification of the following Specialties/Concentrations which are not in compliance with the Consensus Model:

Adult Acute Care Nurse Practitioner (ACNP)
Adult Acute and Critical Care CNS (CCNS)
Blended ACNP/CCNS

The Board further recommends Georgetown to submit above information and receive approval from Board prior to admission of any new clinical students in Louisiana sites.

Deferred the request from University of Massachusetts, Boston to offer Graduate clinical experiences in Louisiana until submission of requested supplemental information, Board of Regents approval, and recommended suspension of admission of new Louisiana clinical students, until receiving approval by LSBN.

Approved the request of Frontier Nursing University to offer Graduate clinical experiences in Louisiana for the following Specialties/Concentrations of:

Post Master's Doctor of Nursing Practice
Master of Science in Nursing or Post Master's Certificates of:
Certified Nurse Midwife
Family Nurse Practitioner
Woman's Health Nurse Practitioner

And that the approval shall be effective Fall 2011- Fall 2013 contingent on continued adherence to and submission of required documentation regarding faculty qualifications, preceptor qualifications, clinical site appropriateness and approval, and student criteria as outlined in *LAC46: XVII.4509*.

Conditionally Approved the request of Graceland University to offer Graduate clinical experiences in Louisiana for the following:

Family Nurse Practitioner (FNP)
Nurse Educator (non APRN);

And that Conditional Approval shall be effective Fall 2011- Fall 2013 contingent upon:

1. Graceland becoming compliant with faculty licensure in Louisiana and submission of clinical affiliation and preceptor agreement, and impact on LA approved schools utilizing the agency; and
2. Continued adherence to and submission of required documentation regarding faculty qualifications, preceptor qualifications, clinical site appropriateness and approval, and student criteria as outlined in *LAC46: XVII.4509*.

The Board further recommends Graceland submit above information to staff to be announced at subsequent Board meeting and receive approval from Board prior to admission of any new clinical students in Louisiana sites.

Approved the request of the University of Alabama Birmingham to offer Graduate clinical experiences in Louisiana for the following Specialties/Concentrations of:

Adult/Gerontology NP
Adult/Women's Health NP
Pediatric NP (Acute)
Pediatric NP (Primary)
Neonatal NP
Psych Mental Health NP
Family NP
Post Masters DNP
Others: (Non APRN)
Clinical Research Manager
Clinical Nurse Leader

And that Approval shall be effective Fall 2011- Fall 2013 contingent upon:

1. University of Alabama Birmingham becoming compliant with Faculty licensure in Louisiana and submission of clinical affiliation and preceptor agreement, and impact on LA approved schools utilizing the agency; and
2. Continued adherence to and submission of required documentation regarding faculty qualification, preceptor qualifications, clinical site appropriateness and approval, and student criteria as outlined in *LAC46: XVII.4509*.

The Board further instructs University of Alabama Birmingham to submit to Board clarification of the following Specialties/Concentrations which are not in compliance with the Consensus Model:

Adult NP (Acute)
Adult NP (primary)

The Board further recommends University of Alabama Birmingham to submit above information and receive approval from Board prior to admission of any new clinical students in Louisiana sites.

Approved the request of Texas Wesleyan University to offer Graduate clinical experiences in Louisiana for the following Specialties/Concentrations of:
MSNA/CRNA;

And that Approval shall be effective Fall 2011 - Fall 2013 contingent on the adherence to and submission of required documentation regarding faculty qualifications, preceptor qualifications, and clinical site appropriateness and approval, and student criteria as outlined in **LAC46: XVII.4509**.

The Board further instructs Texas Wesleyan University to submit to Board for continued approval:

1. Copy of Council on Accreditation (COA) approval of Clinical agency;
2. Clarification of the understanding of COA regulations regarding inability of clinical site coordinators to perform site evaluations;
3. Louisiana Licensure status of faculty;

The Board further recommends Texas Wesleyan University to submit above information and receive approval from Board prior to admission of any new clinical students in Louisiana sites.

Approved the request of Texas Christian University to offer Graduate clinical experiences in Louisiana for the following Specialty/Concentrations:

MSNA
DNP-Anesthesia

Approval effective Fall 2011 - Fall 2013 contingent on the adherence to and submission of required documentation regarding faculty qualifications, preceptor qualifications, clinical site appropriateness and approval and student criteria as outlined in **LAC46: XVII.4509**

Approved the request of Vanderbilt University School of Nursing to offer Graduate clinical experiences in Louisiana for the following Specialties/Concentrations of:

Masters's

Adult/ Gerontology NP
Family NP
FNP-Acute Care NP-Emergency Care
Neonatal NP
Nurse Midwife

Nurse Midwife FNP
Pediatric NP Acute Care

Post Master's Certificate

Adult/ Gerontology NP
Family NP
Neonatal NP
Pediatric NP (Primary Care Foundation) Psych Mental Health NP
Women's Health NP
Women's Health/Adult NP
Nurse Midwife
Pediatric NP Acute Care
Pediatric NP Primary Care
Pysch Mental Health NP (with NP Foundation)
Psych Mental Health NP (without NP)
Women's Health NP

And that Approval shall be effective Fall 2011 – Fall 2013 contingent upon:

1. Vanderbilt University School of Nursing becoming compliant with faculty Licensure in Louisiana and submission of preceptor agreement, and impact on LA approved schools utilizing the agency; and
2. Continued adherence to and submission of required, documentation regarding faculty qualifications, preceptor qualifications, clinical site appropriateness and approval, and student criteria as outlined in **LAC46: XVII.4509**

The Board further instructs Vanderbilt University to submit to Board within three (3) months:

3. clarification of adherence to NONPF standards and LSBN rules related to evaluation of students
4. clarification of the following Specialities/Concentrations which are not in compliance with the Consensus Model:
 - a. Adult Acute Care Nurse Practitioner (ANCP) (Pre and Post Master's)
 - b. Adult Acute Nurse Practitioner Intensivist

The Board further recommends Vanderbilt University to submit above information and receive approval from Board prior to admission of any new clinical students in Louisiana sites.

Acknowledges the Letter of Intent from South Louisiana Community College to initiate an Associate of Science in Nursing Degree Program.

Accepted the LSBN Site Visit Report on McNeese State University School of Nursing Associate of Science in Nursing Degree program and continued Full approval status to be reviewed annually with annual reports

Accepted the LSBN Site Visit Report on McNeese State University School of Nursing Baccalaureate of Science in Nursing Degree program and continued Full approval status to be reviewed annually with annual reports

Accepted the LSBN Site Visit Report on Bossier Parish Community College Associate of Science in Nursing Degree program and granted Full approval

Accepted the LSBN Site Visit Report on Louisiana Delta Community College School of Nursing Associate of Science in Nursing Degree Program and granted Full approval status to be reviewed annually with annual reports

Initial Approval status to Loyola University School of Nursing BSN-DNP Program and allowed enrollment of students for the following Specialty/Concentrations:

Family Nurse Practitioner

Accepted the proposal and first offering submitted by Louisiana College division of Nursing to begin the process of becoming a Continuing Education provider recognized by Louisiana State Board of Nursing; and Instructed the Division of Nursing of Louisiana College to submit post-presentation documents as outlined in the Rules and Regulations; and Further instructed the Division of Nursing of Louisiana College to submit two additional, different offerings a minimum of 90 days prior to planned initiation for the offering, and required post-presentation documents as outlined in the Rules and Regulation, prior to approval status as a Continuing Education provider recognized by the Louisiana State Board of Nursing.

Re-Approved University of Monroe as a Continuing Education provider [Provider # 44] for two (2) years, effective December 14, 2011 through December 14, 2013.

Approved the Major Curriculum revisions to the ASN and RN-BSN program at Louisiana State University at Alexandria to be initiated Fall 2012.

Accepted the request from University of Massachusetts, Boston to withdraw the proposal and request to offer Graduate clinical experiences in Louisiana.

Conditionally approved the request of University of Cincinnati to offer Graduate clinical experiences in Louisiana for the following Specialties/Concentrations of:

Adult Nurse Practitioner (ANP)
Woman's Health Nurse Practitioner (WHNP)
Psychiatric/Mental Health Nurse Practitioner (PNP)
Nurse Administration (non APRN)

And that Conditional Approval shall be effective Spring 2012-Spring 2014 contingent upon:

1. Becoming compliant with Faculty licensure in Louisiana, faculty direct and onsite evaluation of students and submission of clinical affiliation agreement, and impact on LA approved schools utilizing the agency;
2. Submission of syllabi for all practicum course utilized for clinical experiences in Louisiana for all APRN related degrees (NP, CNS and NMW).
3. Continued adherence to and submission of required documentation regarding faculty qualifications, preceptor qualifications, clinical site appropriateness and approval, and student criteria as outlined in *LAC46: XVII.4509*.

And further recommended University of Cincinnati submit above information to staff within 90 days to be presented at a subsequent Board meeting and receive full approval of all requested specialties from Board prior to admission of any new clinical students in Louisiana sites.

Accepted the ANNUAL REPORT of the diploma program in nursing at Baton Rouge General Medical Center, continued full approval and commended for 100% NCLEX pass rate.

Accepted the ANNUAL REPORT of the associate degree in nursing program at Baton Rouge Community College and continued full approval.

Accepted the ANNUAL REPORT of the associate degree in nursing program at Bossier Parish Community College and continued full approval.

Accepted the ANNUAL REPORT of the associate degree in nursing program at Delgado Community College/Charity School of Nursing and continued full approval.

Accepted the ANNUAL REPORT of the baccalaureate degree in nursing program at Dillard University and continued full approval.

Delayed action on the ANNUAL REPORT of the associate degree in nursing program at Fletcher Technical Community College [for non-compliance with 3536.B.3.c-NCLEX pass rate] until they Show Cause as to why approval should not be withdrawn or denied for future admission of students;

And further instructed that Fletcher Technical Community College submits an interim report to the LSBN staff within 30 days and schedules a hearing before the Board within 45 days.

Accepted the ANNUAL REPORT of the baccalaureate degree in nursing program at Grambling State University, continued conditional approval secondary to non-compliance with 3536.B.3.c (NCLEX pass rate) and requested submission of interim report related to non-compliance of annual report submission, clarification of gender/ethnicity data, preceptor clarification, clarification of active faculty exceptions and NCLEX pass rate by April 16, 2012; And further moved that LSBN staff not make a joint accreditation visit but instead set a visit for another time.

Accepted the ANNUAL REPORT from the baccalaureate degree in nursing program at Louisiana College and continued full approval.

Accepted the ANNUAL REPORT of the associate degree in nursing program at Louisiana Delta Community College and continued full approval pending NCLEX results from December 2011 graduates.

Accepted the ANNUAL REPORT of the associate degree in nursing program at Louisiana State University at Alexandria and continued full approval.

Accepted the ANNUAL REPORT of the associate degree in nursing program at Louisiana State University at Eunice and continued full approval.

Accepted the ANNUAL REPORT of the baccalaureate degree in nursing program at Louisiana State University Health Sciences Center and continued full approval.

Accepted the ANNUAL REPORT of the associate degree in nursing program at Louisiana Tech University and continued full approval.

Accepted the ANNUAL REPORT of the associate and baccalaureate degrees in nursing programs at McNeese State University and continued full approval.

Accepted the ANNUAL REPORT of the baccalaureate degree in nursing program at Nicholls State University and continued full approval.

Accepted the ANNUAL REPORT from the associate and baccalaureate degrees in nursing program at Northwestern State University and continued full approval.

Accepted the ANNUAL REPORT of the baccalaureate degree in nursing program at Our Lady of Holy Cross College, continued full approval and commended for 100% NCLEX pass rate.

Accepted the ANNUAL REPORT of the associate degree in nursing program at Our Lady of the Lake College School of Nursing and continued full approval.

Accepted the ANNUAL REPORT of the baccalaureate degree in nursing program at Southeastern Louisiana University and continued full approval.

Accepted the ANNUAL REPORT of the baccalaureate degree in nursing program at Southern University at Baton Rouge, and continued full approval.

Accepted the ANNUAL REPORT of the associate degree in nursing program at Southern University at Shreveport and continued full approval.

Accepted the ANNUAL REPORT of the baccalaureate degree in nursing program at University of Louisiana at Lafayette and continued full approval.

Accepted the ANNUAL REPORT of the baccalaureate degree in nursing program at University of Louisiana at Monroe and continued full approval.

Accepted the ANNUAL REPORT of the baccalaureate degree in nursing program at William Carey College, continued conditional approval for non-compliance with 3536.B.3.c (NCLEX pass rate) and requested they submit an interim report regarding non-compliance with 3536.B.3.c by April 16, 2012;

And further moved that LSBN staff attend the joint accreditation visit.

Accepted the ANNUAL REPORT of the graduate degree in nursing program at Grambling State University, continued full approval, and requested they submit interim report regarding clarification of Pediatric CNS graduates and clarification of active faculty by April 16, 2012.

Accepted the ANNUAL REPORT of the graduate degree in nursing program of the Intercollegiate Consortium for a Master of Science in Nursing (ICMSN) and continued full approval status.

McNeese State University
Southeastern Louisiana University
University of Louisiana at Lafayette

Accepted the ANNUAL REPORT of the graduate degree in nursing program at Louisiana State University Health Sciences Center and continued full approval.

Accepted the ANNUAL REPORT of the graduate degree in nursing program at Loyola University and continued full approval.

Accepted the ANNUAL REPORT of the graduate degree in nursing program at Northwestern State University and continued full approval.

Accepted the ANNUAL REPORT of the graduate degree in nursing program at Our Lady of the Lake College and continued full approval.

Accepted the ANNUAL REPORT of the graduate degree in nursing program at Southern University at Baton Rouge and continued full approval.

Accepted the LSBN Site Visit Report on Our Lady of the Lake School of Nursing Master's of Science in Nursing Degree and continued full approval status to be reviewed annually with annual reports.

Approved the proposal from Our Lady of the Lake College to transition from an ASN to a BSN program to be initiated Fall 2012.

Approved the Major Curriculum Changes to the Bossier Parish Community College ASN Program to be implemented beginning Fall 2012.

Approved the Major Curriculum Changes to the Delgado Community College ASN Program to be implemented beginning Fall 2012.

Acknowledged the Letter of Intent from University of Louisiana Lafayette and Southeastern Louisiana University to initiate a Post-Master's Doctorate of Nursing Practice for the roles of Nurse Practitioner and Nursing Administration.

Acknowledged the Letter of Intent from Louisiana State University Health Sciences Center to initiate a Post-Master's Doctorate of Nursing Practice Degree Fall 2012 for the concentrations of:

Nurse Anesthesia
Nursing Administration
Primary Care Family Nurse Practitioner
Neonatal Nurse Practitioner
Adult Clinical Nurse Specialist
Community/Public Health Clinical Nurse Specialist

Approved the request from Our Lady of the Lake Regional Medical Center to allow students from the Metropolitan University College of Copenhagen Denmark to engage in observational experiences of Palliative Care Nurses.

Acknowledged the Letter of Intent from Compass Career College to develop an Associate Degree in Nursing and LPN to ADN Bridge Program.

Denied the request of Compass Career College to develop a new Associate Degree in Nursing and LPN to ADN Bridge Program

Reapproved the Louisiana-Mississippi Hospice and Palliative Care Organization [Provider #46] as a Continuing Education Provider recognized by the Louisiana State Board of Nursing effective June 13, 2012 – June 13, 2016.

Reapproved Lake Charles Memorial Hospital [Provider 25] as a Continuing Education provider recognized by the Louisiana State Board of Nursing effective June 13, 2012 - June 13, 2014.

Reapproved the LA/DHH/OCDD Greater New Orleans Resource Center on Developmental Disabilities [Provider # 49] as a Continuing Education provider recognized by the Louisiana State Board of Nursing effective June 13, 2012- June 13, 2016.

Accepted the Site Visit report on Southeastern Louisiana University School of Nursing Baccalaureate of Science in Nursing Degree and continue Full approval status to be reviewed annually with annual reports.

Accepted the LSBN Site Visit report on William Carey University School of Nursing Baccalaureate of Science in Nursing Degree and continue Conditional approval status to be reviewed with 2011-2012 annual report.

Acknowledged the letter of intent from Nicholls State University to develop a graduate program under the auspices of the ICMSN.

Acknowledged the letter of intent from Southern University Baton Rouge to initiate an online RN-BSN Degree Fall 2012 .

Acknowledged the letter of intent from Southern University Baton Rouge to initiate a Post-Master's Doctorate of Nursing Practice Degree Fall 2012 for the concentration of:

Family Nurse Practitioner

Adopted emergency rules and initiate for rule making regarding Schools of Nursing exhausting initial approval and not meeting standards for full approval. This action is required because imminent peril to the public health safety or welfare requires adoption of this rule.

Approved the request of the St Joseph's College of Maine to offer graduate clinical experiences in Louisiana for the following Specialty/Concentrations:

Family NP

Approval effective Fall 2012- Fall 2014 contingent on:

1. becoming compliant with Faculty licensure in Louisiana and submission of clinical affiliation and preceptor agreement, and reporting impact on LA approved schools utilizing the agency; and,
2. continued adherence to and submission of required documentation regarding faculty qualifications, preceptor qualifications, clinical site appropriateness and approval, and student criteria as outlined in *LAC46: XVII.4509*

Acknowledged Nicholls State University Feasibility Study, Step I and Step II and approved Initiation of a Master's of Science in Nursing (MSN) program for Family Nurse Practitioner, Family Psychiatric and Mental Health Nurse Practitioner, Nurse Educator, and Nurse Executive in academic partnership with the Intercollegiate Consortium for A Master of Science in Nursing (ICMSN).

Acknowledged the Letter from Intercollegiate Consortium for a Master of Science in Nursing (ICMSN) announcing a Post Master's Certificate program for Family Nurse Practitioner (FNP) and Family Psych/ Mental Health Nurse Practitioner (FPMHNP); and further, Granted conditional approval as a Major Curriculum Change; and further, Instructed the ICMSN to submit a request for approval of Major Curriculum Change and clarifications requested to Board staff within 30 days.

Approved the request of the Troy State University to offer graduate clinical experiences in Louisiana for the following Specialty/ Concentrations:

MSN/Family Nurse Practitioner
Post BSN-DNP (FNP)

Post Master's DNP (FNP)
Post Master's FNP Certificate

Approval effective Fall 2012- Fall 2014 contingent on:

1. becoming compliant with Faculty licensure in Louisiana and submission of clinical affiliation and preceptor agreement, and reporting impact on LA approved schools utilizing the agency; and,
2. continued adherence to and submission of required documentation regarding faculty qualifications, preceptor qualifications, clinical site appropriateness and approval and student criteria as outlined in LAC46: XVII.4509

Accepted the Letter of Request for Full Approval from Fletcher Technical Community College School of Nursing Associate of Science in Nursing Degree and grant Full Approval status to be reviewed following Spring 2013 Site Visit and annually with annual reports.

Granted full approval to the Intercollegiate Consortium for a Master of Science in Nursing (ICMSN) for a major curriculum change to offer the Post master's Certificate programs for Family Psychiatric / Mental Health Nurse Practitioner and for Family Nurse Practitioner in an accelerated format.

NURSE PRACTICE ACTIONS

Deferred a decision on whether or not it is within the scope of practice of a Registered Nurse to perform Central DEXA Bone Density Testing until petitioners have received an official opinion from the Louisiana State Board of Medical Examiners and the Louisiana State Radiologic Technology Board of Examiners.

Instructed board staff to remove the prior opinion Npop86.02 (regarding nurses performing XRAY procedures in the office setting) from the LSBN website.

Approved draft of Bulletin 741 – Louisiana Handbook for School Administrators, §1130. Diabetes Management and Treatment, prepared by the Louisiana Department of Education and LSBN staff as required by Louisiana R.S. 17:436.3.

Approved changes to Bulletin 741 – Louisiana Handbook for School Administrators, §1129: Administration of Medication as follows:

A. Written Orders, Appropriate Containers, Labels and Information

1. Medication shall not be administered to any student without an order from a Louisiana, or adjacent state, licensed physician or dentist or other authorized health care prescriber licensed in Louisiana, and it shall include the following information:

Approved changes to Bulletin 741 – Louisiana Handbook for School Administrators, §1129: Administration of Medication:

C. Administration of Medication—General Provisions

2. ~~Except in life-threatening situations~~, Except in the case of a trained unlicensed diabetes care assistant administering diabetes medications or in life threatening situations, trained unlicensed school employees may not administer injectable medications.

Accepted proposed revisions of LAC 46: XLVII:3707.B.5 in accordance with the Administrative Procedure Act, LA. R.S. 49:951-968 to include that Advanced Practice Registered Nurses under specified provisos may determine PICC catheter placement prior to initiation of therapy provided that final placement verification is provided by a physician, for initiation of rule making.

Approved submission of public comments to AORN regarding the draft of the Advanced Practice Registered Nurse Practicing in the Perioperative Setting.

Directed Board staff to begin developing revisions to the current Declaratory Statement for Registered Nurse First Assistants adopting AORN’s revisions regarding RNFAs. Further, to develop additional revisions to address APRNs practicing in the perioperative setting that are in alignment with AORN’s position once the final revision is published.

MONITORING ACTIONS

Approved the revisions to Advanced Practice Registered Nurses in the Recovering Nurse Program Policy.

LOUISIANA CENTER FOR NURSING ACTIONS

Accepted the *Nursing Workforce Demand Report*.

Approved LSBN entering into an Interagency Agreement with the Board of Regents for the Louisiana Nursing Workforce Forecasting Study

Approved LSBN entering into a Contract with The Center for Health Affairs for the Development of the Nursing Supply and Demand Forecasting Model for Louisiana

OTHER ACTIONS

Directed the Executive Director and Board’s Attorney to contact DHH’s legal counsel regarding promulgation of rules regarding direct service workers.

Elected the following officers for 2013:

Dr. Demetrius Porche, DNS, APRN, PH.D, FNP, President

Ms. Carllene MacMillan, RN, MN, Vice President
Dr. Patricia Prechter, RN, MSN, ED.D, Alternate Officer

COMPLAINTS AND INVESTIGATIONS

**Louisiana State Board of Nursing Agency-Wide Investigations and
Disciplinary Actions for Calendar Year 2012**

There were 2,052 individuals with complaints or alleged incidents that resulted in opened investigations and consideration for disciplinary action by LSBN for calendar year 2012. This represents a 21.65% decrease when compared to 2011 (2,619). Of the 2,052 complaints or matters requiring further investigation by LSBN, 49.76% (1,021) were against RNs, 43.52% (893) were against student nurses, and 3.31% (68) were against Advanced Practice Registered Nurses (APRNs) and Prescriptive Authority combined (see Table 1). The percentage of complaints against all RNs, based on the 59,407 RNs licensed to practice in LA in 2012, is approximately 1.90% of the entire RN workforce, to include Registered Nurses, Endorsement Applicants, all APRN and Prescriptive Authority.

Table 1. Classification of Individuals Who Were Subjects of Complaints

Classification	2011		2012	
	No.	%	No.	%
Registered Nurse	1,423	54.33%	1,021	49.76%
Nursing Student	1,027	39.21%	893	43.52%
Endorsement Applicant	56	2.14%	42	2.05%
APRN	56	2.14%	60	2.92%
Exam Applicant	55	2.10%	28	1.36%
Prescriptive Authority	2	0.08%	8	0.39%
Totals	2,619	100.00%	2,052	100.00%

Source of Opened Investigations

According to Table 2, the source of 36.60% (751) of complaints to LSBN was student files (student applications or application process). Self reports from RNs and student applicants followed with 18.76% (385). LSBN staff had 13.16% (270) complaints reported and investigated by the Board. Approximately 3.22% (66) of the total number of complaints received by LSBN were initiated by hospitals. Other sources include but are not limited to the Recovery Nurse Program, patient/family, other regulatory agencies, employers, nursing schools, and lay people.

Table 2. Source of Opened Investigations

Source	2011		2012	
	No.	%	No.	%
Student File	760	28.89%	751	36.60%
Self-Reported	638	24.25%	385	18.76%
LSBN Staff	419	15.93%	270	13.16%
Rap Batch	229	8.70%	154	7.50%
Renewal	196	7.45%	181	8.82%
Reinstatement Request	70	2.66%	49	2.39%
Hospital	66	2.51%	66	3.22%
Other	253	9.61%	196	9.55%
Totals	2,631	100.00%	2,052	100.00%

Types of Complaints or Potential Violations Resulting in Opened Investigations

More than half (55.12%), of the 2,052 complaints or potential violations received by LSBN in 2012 for further investigation were criminal related (Table 3). Students accounted for the largest number of criminal related complaints with 710 complaints followed by Registered Nurses with 421 complaints. The second largest complaint type is “other” (368), which includes but is not limited to continuing education and failure to comply with a Board Order. The target of these complaints were RNs (283) and students (85). Registered Nurses received 283 complaints under this type followed with 85 by the students. The next type of complaint with the most reports is the “inability to practice safely” (12.52%). “Drug related” complaints constituted for 3.07% (63), with Registered Nurse and Student almost evenly divided, RNs (33) and students (30). An assessment of the investigations opened against APRNs for the year 2012, shows that 68 investigations were opened and there were 4,234 Licensed APRNs in the State resulting in 1.6% of the APRN population.

Table 3. Type of Complaint or Potential Violations Resulting in Opened Investigations

Type of Complaint/Violation	Total No.	Total %	RN No.	Student No.	APRN No.
Criminal Related	1,131	55.12%	421	710	10
Other	368	17.93%	283	85	16
Fraud/Deceit	6	0.29%	6	0	-
Inability to practice safely	257	12.52%	170	87	-
Drug Related	63	3.07%	33	30	1
Misconduct	73	3.56%	68	5	6
Malpractice	60	2.92%	60	0	15
Unprofessional conduct	46	2.24%	45	1	8
Action in other state	20	0.97%	18	2	-
Practicing without a license	28	1.36%	27	1	1
Improper Prescribing / Dispensing	-	-	-	-	2
Unsafe Practice or Substandard Care	-	-	-	-	9

Closed Investigations

LSBN Staff closed 2,188 investigations during 2012. There were 1,198 closed by Board Staff other than an Investigator. This number accounts for the student clinical, student exam, and endorsement applications in which the applicant disclosed something that required documents to be sent in and reviewed prior to the application being approved. The Board Investigative staff completed 990 investigations with 284 requiring action and 706 investigations were completed requiring no action (Table 4). Investigations requiring action are transferred to the Hearings Department for resolution or scheduling for a Board Hearing (Table 5).

Student and endorsement investigations were added to the Investigative Department in 2012. These changes prompted the Investigations Department to revise the staffing mix. In years past the Investigators within the Investigations Department were all RNs. Upon the retiring of one of the Nurse Investigators, the Board decided to add non nursing investigators and not replace the retiring Nurse Investigator. Board Investigative staff currently includes three Compliance Officers and six Compliance Investigators. Compliance officers are RNs who are trained in the investigative and hearing process and Compliance Investigators are non nurses trained as aforementioned. The three Compliance Officers and four of the Compliance Investigators work full time within the Investigations Department; whereas, the other two Compliance Investigators work in other areas and assist as needed during the year.

Table 4. Closed Investigations with Disciplinary Action

Type of Disciplinary Action	Registered Nurse	Advanced Practice Registered Nurse	Registered Nurse Endorsement	Student Nurse Investigation	Total
Criminal Related	54	3	3	94	154
Non-Compliance	8	-	-	2	10
Fraud/Deceit	1	-	1	-	2
Inability to practice safely	5	-	-	1	6
Drug related	52	-	-	5	57
Misconduct	22	2	-	3	27
Malpractice	3	-	-	-	3
Unprofessional Conduct	17	1	-	-	18
Action in other state	2	-	1	2	5
Practicing without a license	2	-	-	-	2
Non-compliance	-	-	-	-	-
Total	166	6	5	107	284

Table 5. Investigations Referred to the Hearings Department (2012)

Classification	2012 Number of Investigations Ended with Action and referred to the Hearings Department
Student	99
Student Exam	8
Registered Nurse	166
Registered Nurse Endorsement	5
Prescriptive Authority	0
Nurse Practitioner	5
Certified RN Anesthetist	1
Certified Nurse Specialist	0
Certified Nurse Midwife	0
Temporary Advance Practice	0
Totals	284

One Year Review of the Number of Investigations by the Louisiana State Board of Nursing Staff

When reviewing the number of individual investigations for the year 2012 (2,052) and comparing the totals to 2011 (2,619) there was a 21.65% (567) decrease in the number of investigations between 2011 and 2012 (see Table 6). The largest decrease was with RNs accounting for a 28.25% decrease (402) compared to 2011. Nurse Practitioner (NP) and Prescriptive Authority investigations increased by 18% and 300%, respectively. Furthermore, 2012 is the first year since 2009 and only the second year since 2006 to have a decrease in the number of total investigations. The 2012 Renewal season resulted in 531 Renewal Applications being screened; however, LSBN staff screened out 333 Renewal Applications, resulting in 198 Renewal Investigations being opened. The 333 applications screened out were either already addressed by the LSBN Staff or in the process of being addressed by the LSBN Staff. This screening on the front end saved time, cost, duplication of work on the back end, and improved staff morale.

Table 6. Louisiana State Board of Nursing Investigations 2010-2012

Classification	2010 Investigations		2011 Investigations		2012 Investigations	
	No.	%	No.	%	No.	%
Student	1040	42.76%	1027	39.21%	893	43.52%
Student Exam	62	2.55%	55	2.10%	28	1.36%
Registered Nurse	1261	51.85%	1423	54.33%	1021	49.76%
Registered Nurse Endorsement	30	1.23%	56	2.14%	42	2.05%
Prescriptive Authority	5	0.21%	2	0.08%	8	0.39%
Nurse Practitioner	20	0.82%	33	1.26%	39	1.9%
Certified RN Anesthetist	10	0.41%	18	0.69%	14	0.68%
Certified Nurse Specialist	2	0.08%	1	0.04%	2	0.1%
Certified Nurse Midwife	0	0.00%	2	0.08%	1	0.05%
Temporary Advance Practice	2	0.08%	2	0.08%	4	0.05%
Totals	2,432	100.00%	2,619	100.00%	2,052	100.00%

HEARING DEPARTMENT

In 2012 there were a total of 509 board actions taken (Table 7). Four hundred and seventy-two (92.7%) of the board actions were disciplinary actions, and 37 (7.3%) were non-disciplinary actions. Since 2009 the number of board actions have increased by 30%, with a 4% increase between 2011 and 2012 (Table 8).

Table 7. Hearing panel monthly statistics

2012 LSBN Board Actions	Jan	Feb	Mar	Apr	May	June	July	Aug	Sept	Oct	Nov	Dec	TOTALS
CONSENT ORDERS													
Violations	09	20	08	12	19	12	17	16	07	07	06	06	139
Student Nurses	05	09	01	09	03	03	02	08	06	06	05	06	63
Multiple Actions	04	02	01	02	03	04	03	01	00	01	02	03	26
Reinstatements	04	05	00	04	06	05	01	08	00	05	09	05	52
Imposter	01	-	-	-	-	-	-	-	-	-	-	-	01
DELAY/DENY LETTER per 3331	00	03	02	07	04	00	04	06	01	07	02	03	39
AUTOSUSPNS	05	12	07	16	08	07	09	07	04	08	06	06	95
AUTO-REVOICATION	-	-	-	-	-	-	-	-	-	-	-	-	-
RECALL PERMIT	-	01	-	-	-	-	01	-	-	-	-	-	02
HEARINGS	07	04	07	07	03	06	06	03	03	03	03	03	55
TOTAL DISCIPLINARY ACTIONS	35	56	26	57	46	37	43	49	21	37	33	32	472
TOTAL NON-DISCIPLINARY INVESTIGATION AGREEMENTS	03	03	01	10	01	01	01	07	05	01	03	01	37
GRAND TOTAL disciplinary and non-disciplinary actions	38	59	27	67	47	38	44	56	26	38	36	33	509

Table 8. LSBN Board Actions (2009-2012)

Year	No. of Board Actions
2012	509
2011	491
2010	429
2009	391
1 & 4 Year Variance	↑4% / ↑30%

Of all disciplinary actions taken in year 2012, the two largest categories involved Registered Nurses and Student Nurse Applicants; which will be addressed in this report.

Registered Nurses

Regarding the Registered Nurse group of disciplinary actions, the following grid shows the types of board actions taken and the most common violations leading to the disciplinary actions:

- **Formal reprimands:**
55 RNs signed Consent Orders, the most common reason being alcohol and drug issues.
- **License probations:**
33 RNs signed Consent Orders; the most common reasons for this type of discipline were DWI convictions/incidents, positive drug tests (mostly Marijuana).
- **Reinstatements w/probation:**
52 RNs were reinstated with probation, the most common underlying reason for discipline being alcohol or drug issues.
- **License summary suspensions, then opportunity to reinstate:**
Of the 19 Consent Orders of this type, most were due to narcotic discrepancies.
- **Voluntary Surrender of License:**
21 RNs signed Voluntary Surrender agreements, the most common reason for such discipline being alcohol/drug dependence.
- **Automatic suspensions of license:**
Of the automatic suspensions, 47 triggered by failure to follow board order Consent Order requirements. The most common reasons for license suspension were positive drug tests for drugs/alcohol and failure to follow recommendations of evaluators.
- **License revocations:**
There were 5 permanent revocations of RN license and the reasons were: Extensive continued pattern of drug dependence, sustained pattern of criminal activity with drug dependence, committing Identity Theft, extensive pattern of disruptive conduct at work, and diverting opiate medication from patient and administering saline in place of ordered pain medication.

Student Nurse Applicants

In 2012, there were 118 disciplinary actions issued for student nurses. This 118 involved only 98 individual student nurses, as some nursing students received more than one disciplinary action. As the total number of new student nurses is approximately 4,000 per year, the 98 students disciplined represent only about 2.45% of students for the year.

Denials to progress into clinical nursing course, per Board Rule 3331:

- 10 Permanent denials, most due to violation of Board Rule 3331, which lists specific violations which cause permanent denial:
 - 5 Crime of Possession of Controlled Substance w/Intent to Distribute (Cocaine, Meth, Marijuana)
 - 1 Crime of Possession of Marijuana, then tested positive for Marijuana in nursing school and presented a false prescription
 - 1 Crime of Identity Theft
 - 1 Crime of Aggravated Battery
 - 1 Committed patient/client physical abuse
 - 1 Committed sexual misconduct with inmate while working in law enforcement capacity, plus committed crimes of Cocaine Possession and Theft

- 23 Denials to progress into, or remain in, clinical nursing courses but with eligibility to re-apply after a time period has elapsed, per Board Rule 3331:
 - 7 students must wait to reapply for nursing clinicals after five years post-completion of criminal probation for such criminal matters as multiple convictions of crimes which reflect inability to safely practice nursing:
 - 5 DWI, Possession of Controlled Dangerous Substance (CDS)
 - 1 Theft and Possession of Marijuana
 - 1 Cyberstalking, Disturbing Peace, Forgery
 - 2 students must wait to reapply for nursing clinicals when can show evidence of two years of documented sobriety after being diagnosed or treated for substance use disorder/chemical dependency:
 - Diagnosed w/alcohol and cocaine dependence , DWI
 - Diagnosed w/alcohol and Marijuana dependence, DWI
 - 14 students must wait to reapply until criminal probation is completed or until other state's board action has been resolved:
 - 6 DWI
 - 5 Possession of Marijuana or other CDS
 - 1 Assault
 - 2 Unresolved board action in other state

- 15 students entered into board agreement for delay of clinicals and to obtain evaluations from board-recognized evaluation center:
 - 2 DWI or other alcohol related crime
 - 5 Possession of Marijuana/Drug Paraphernalia
 - 1 Criminal Damage to Property, Military discharge for Misconduct
 - 4 Theft/Shoplifting
 - 1 Diagnosis of Major Depression with suicide attempts
 - 1 Diagnosis of Marijuana dependence
 - 1 Delay until board action in another state is resolved

- 3 students entered into board agreement for approval for clinicals with requirement to obtain evaluations:
 - 2 DWI, Disturbing Peace
 - 1 Forgery, Illegal Possession of Stolen Things

- 33 students entered into board agreement to be probated during clinicals while in nursing school after completing evaluations and being cleared for nursing school:
 - 3 Tested positive for Marijuana in nursing school
 - 1 Tested positive for Tramadol (opiate) in nursing school without prescription
 - 10 DWI
 - 11 Possession of Marijuana
 - 1 Possession of CDS, False Representation of CDS
 - 1 Chronic use of Rxd CDS, completed evaluation
 - 4 Theft
 - 1 Felony Hit and Run

- 10 students entered into board agreement to be approved for clinicals with minor requirements:
 - 2 Failed to disclose arrest on Student Nurse application
 - 1 Domestic altercation with knife, no conviction
 - 1 Attempt to Obtain Adderal by Fraud
 - 5 Theft
 - 1 Formal charges dismissed – sex w/juvenile.

- 19 Automatic suspensions of approval for clinicals because of violation of board agreements:
 - 7 Failure to pay fees or send reports
 - 6 Positive drug test
 - 3 Failure to submit to required drug screens
 - 1 Failure to submit to required evaluations
 - 1 Failure to comply with recommended treatment
 - 1 Other adverse reports/arrest

Advanced Practice Registered Nurses

Regarding the 6 (six) Advanced Practice Registered Nurse disciplinary actions, the following shows the types of board actions taken:

- 3 Summary suspensions of both RN and APRN (2 NPs and 1 CRNA) licenses due to alcohol/substance use disorders, with the opportunity to request license reinstatement after completion of requirements, including evaluations.

- 2 License reinstatements with suspensions with stay and probation of APRN (1 NP and 1 CRNA) licenses due to alcohol/substance use disorders.

- 1 Formal Reprimand of APRN (NP) license due to practice issues – unauthorized prescribing and failure to document patient care.

Hearing Department's Other Activities:

Year 2012 activities of the Hearing Department:

- Negotiated 170 Consent Orders, 39 Delay/Deny letters
- Conducted in-office conferences to offer Consent Orders, etc.
- Processed 278 Consent Orders; 95 automatic license suspensions; 23 Multiple Actions, 39 Delay/Denys
- Managed 55 board hearings
- Serviced 475 public records requests or 48/month
- Handled 139 HIPDB Databank issues
- Handled 14 requests per LA R.S. 37:918(21)
- Handled 15 subpoenas
- Reviewed 347 Case Review Reports of cases referred for disciplinary action, averaging 29/month which constituted a 40% increase over the previous year's numbers.

MONITORING

This division monitors student nurses and registered nurses in the Recovering Nurse Program (RNP) through confidential agreements and disciplinary orders. The RNP was developed to protect the consumers of health care in Louisiana while allowing a Registered Nurse recovering from a substance use disorder and/or a medical, mental or physical condition to maintain licensure while being closely monitored by the Board through a structured agreement or order. Participants are allowed to join the program confidentially if they meet criteria outlined in L.R.S 3419 or through a consent order with probation if ineligible for confidential entry. After completion of treatment and clearance to return to work by the RNP staff and treatment team, the individual is allowed to practice in a highly supervised setting. Monitoring includes, but is not limited to, frequent random drug screenings, reports from employers, and participation in Aftercare and verified participation in support groups such as Alcoholics Anonymous.

In contrast to some independent alternative programs, the RNP is housed within Louisiana State Board of Nursing (LSBN), therefore any non-compliance or relapse, once confirmed, is acted upon swiftly often resulting in either immediate return for treatment or automatic suspension of license. Thus, offering greater protection to the citizens of Louisiana from potentially impaired practitioners.

The added structure and accountability of monitoring programs such as RNP have been linked to greater success in maintaining abstinence. Relapse rates for the general public following treatment for substance use disorders are 40%-60% (NIDA, 2009). Whereas, the relapse rate for RNP participants at LSBN in 2012 was 9.8%.

Relapse rate is calculated by dividing the total number of relapsed participants for the year by the number of active confidential RNP participants as of December 31, 2012. This number gives a rough value for trending the success of the program and is only relevant when compared with past year data and national averages. The relapse rates for 2011 and 2012 were 9.5% and 9.8%, respectively. Increases in relapse rates do not necessarily reflect the credibility of the program but may reflect an improvement in detection methods used by the program. For instance, in 2012, Phosphatidylethanol (PEth) blood testing was routinely utilized. This blood test is a more accurate indicator of significant alcohol consumption than standard urine screens. It is likely that use of alcohol was detected that would not have been detected with standard testing. In summary, despite minor programmatic changes, the relapse rates appear relatively stable for the past two years.

Beginning in 2010, the RNP began distinguishing between individuals who relapsed while in the program and individuals who relapsed after successfully completing a three (3) year confidential program. In 2011, there were ten (10) individuals who relapsed after completing a three (3) year program. In 2012, there were two (2) individuals that reported or were discovered to have relapsed after completion of the program. It is the expectation, that the addition of a five (5) year initial program length for the more severe cases of substance abuse will decrease the *relapse after completion rates*. Since LAC 46:XLVII§3419 was revised at the end of 2011, participants entering into a 5 year initial program contract became common in 2012.

The RNP also monitors compliance with Board orders/agreements (excluding RNP participants). These (non-RNP) individuals may have stipulations which are often similar to RNP such as drug screening and work site monitoring, but they are not required to do treatment and have not been diagnosed with a substance use disorder. As of December 31, 2012, LSBN monitored a total of five-hundred and eighty-two (582) registered nurses and student nurses (Table 9) which is a 5.3% decrease from 2011.

Additionally, the Monitoring Division processes disciplinary reinstatement requests for individuals previously disciplined by LSBN. The history of the individual is reviewed and stipulations for reinstatement are provided. Disciplinary reinstatements increased from 107 in 2011 to 127 in 2012. The addition of a Compliance Investigator to the Monitoring Division in 2010 has contributed greatly to the improved efficiency of the reinstatement process as this individual is able to investigate the often complex histories of previously disciplined individuals to determine eligibility for reinstatement. Often times this requires a period of monitoring prior to eligibility for reinstatement. This also may include re-entry into RNP. Some choose to not pursue reinstatement after stipulations are provided. Individuals with an extensive disciplinary history are required to appear before a hearing with Board Members to determine suitability for reinstatement. The Monitoring Division investigates and prepares the cases for presentation at the Administrative Hearing.

Finally, the department drafts voluntary surrender agreements should an individual wish to surrender their license for a minimum of two (2) years rather than comply with the RNP agreement or board order. The department drafted three (3) of these agreements in 2012.

Departmental Highlights in 2012

On March 20, 2012 major revisions to LAC 46:XLVII.3331 Denial or Delay of Licensure, Reinstatement, or the Right to Practice Nursing as a Student Nurse became effective. This rule change affects the entire agency but is discussed here because it has an impact on many of the reinstatement requests handled in the Monitoring Division.

LSBN has witnessed an increase in the number of applicants applying for licensure, reinstatement, and the right to practice as a student nurse with a prior serious criminal action and/or substance use disorder. Since the Board has a duty to exclude individuals who pose a risk to public safety, the rules will now deny applicants who have been convicted (or similar plea) to felony crimes of violence, sex offenses, and crimes involving the distribution, manufacture and production of drugs. Prior to the revision, grounds for permanent denial were only for crimes of violence and crimes involving the distribution of drugs. This rule also permanently denies applicants convicted of certain felony property crimes such as Medicaid Fraud and Identity Theft.

The second tier will deny applicants for a minimum of five years following the final disposition of the criminal case for any other felony convictions or for two or more misdemeanor crimes which reflect an inability to practice nursing safely. Additionally, applicants will be denied for a minimum of five years following a misdemeanor conviction and the existence of aggravating circumstances including but not limited to ongoing substance abuse.

Finally, the grounds for delay of an applicant have been increased to include recent diagnosis or treatment for substance use disorders. This will allow individuals to demonstrate rehabilitation prior to exposure of the challenges, temptations, and added stressors of nursing school and or employment as a newly licensed RN. This could result in a decrease in the number of student's in RNP since they will be required to demonstrate rehabilitation prior to approval to enter clinical nursing courses.

Table 9. Recovery Nurse Program and Monitoring Activities for Annual Report Year 2012

RNP – (Confidential and Disciplinary) Activity	Annual Yr 2012	Annual Yr 2011	Annual Yr 2010	Annual Yr 2009
New Admissions to RNP	117	129	140	134
New Admissions to RNP (confidential)	58	71	80	76
New Admissions to RNP (disciplinary)	59	58	59	58
RNP re-entry (suspended license-disciplinary)	16	26	13	24
Relapsed Confidential Participants	18	20	13	21
Relapsed After Completion	2	10	4	NA
#Students in RNP (disciplinary & confidential)	18	21	25	12
Confidential RNP Participants	183**	209**	232**	233**
Disciplinary RNP Participants	175**	175**	170**	159**
Total RNP Participants	358**	384**	402**	392**
RNP Participants per 1000 Active Nurses	6.6	6.9	7.5	7.2
Educational Presentations	4	5	4	4
Site Visits to Treatment Facilities/Meetings with Treatment Providers	16	9	14	9
Conferences with RNP Participants and other Monitored Individuals	288	360	408	164
Monitoring Activity	Annual Yr 2012	Annual Yr 2011	Annual Yr 2010	Annual Yr 2009
Monitored (Non-RNP) Participants	224**	229**	179**	162**
# Students Monitored (non-RNP)	58	71	52	43
Voluntary Surrenders	3	11	1	3
Full Administrative Hearings	11	8	2	3
Automatic Suspensions of RN license for violation of order/agreement (includes RNP)	89	84	75	86
Automatic Suspension of Clinical Privileges (students) for violation of board order/agreement	12	10	17	9
Successful Completion of Board Ordered Stipulations (includes Disciplinary RNP)	99	109	102	93
Disciplinary Reinstatement Requests Received	65	65	118	153
Disciplinary Reinstatements	127	107	81	44
Total Number of Monitoring/RNP	582**	613**	581**	554**

**These numbers change as individuals are released through successful completion or through suspension of license or eligibility to continue in clinical nursing courses throughout the year, the number included reflects 4th quarter of 2012 statistics.

LICENSURE

Approval to Enroll in Clinical Nursing Courses

There were three thousand six hundred seventy two (3,672) applications to enroll in clinical nursing courses during the calendar year of 2012. Of these, eight hundred eighty-nine (889) were placed under investigations. A total three thousand eight hundred twenty-nine (3,829) student applications were approved for clinical enrollment, thirty-six (36) were delayed approval, and twenty-six (26) were denied.

Completion of Louisiana Undergraduate Nursing Program

There were two thousand two hundred eighty-one (2,281) graduates from twenty-six (26) undergraduate nursing programs in Louisiana. Of this number, thirty-one (31) were Diploma graduates, one thousand fifty-five (1,055) were Associate Degree graduates and one thousand one hundred ninety-five were Baccalaureate Degree graduates.

Licensure by Examination

Beginning January 1 through December 31, 2012 the NCLEX-RN examination was administered to three thousand (3,000) candidates using computerized adaptive testing (CAT). These candidates included first time takers, repeat takers, and foreign graduates. Of this number, two thousand eight hundred sixty-six (2,866) individuals were licensed to practice as registered nurses as initial licensure by examination.

Two thousand two hundred forty-two (2,242) Louisiana graduates sat for the NCLEX-RN exam for the first time. Of this number, two thousand eighty-seven (2,087) passed the exam. First time candidates from nursing programs in Louisiana achieved a pass rate of 93.09% for the 2012 calendar year. This is above the national average of 90.34%. Performance of first time candidates of nursing education programs in Louisiana can be found in Appendix A.

Licensure by Examination Advanced Practice Registered Nurses

LSBN authorizes the practice of advanced practice registered nurses (APRNs) by examination in four categories, Certified Registered Nurse Anesthetist (CRNA), Certified Nurse Midwife (CNM), Clinical Nurse Specialist (CNS), and Nurse Practitioner (NP).

A total of three hundred ninety-one (391) APRN licensure by examination applications were received during the year 2012. Of the applications received, a total of three hundred seventy-four (374) individuals were licensed to practice as APRNs: sixty-four (64) CRNAs, one (1) CNM, three (3) CNSs, and three hundred six (306) NPs. The remaining APRN by examination applications were not processed through licensure because their application was incomplete and/or expired.

**Licensure Renewals
Registered Nurses/Advanced Practice Registered Nurses**

A total of fifty-five thousand seven hundred forty-one (55,741) RNs and four thousand sixteen (4,016) APRNs successfully renewed their licenses to practice nursing in Louisiana by the January 31, 2013 due date.

A total of two thousand seven hundred forty-one (2,741) individuals relinquished the right to practice nursing in Louisiana, as follows: two thousand one hundred forty-two (2,142) RNs/APRNs failed to renew their license; four hundred thirty-five (435) RNs and thirty-eight (38) APRNs requested inactive status; and one hundred twenty-one (121) RNs and five (5) APRNs requested retired status.

**Licensure by Endorsement
Registered Nurses**

As reflected in Table 10, a total of one thousand three hundred ninety-six (1,396) RN endorsement applications to practice registered nursing in Louisiana were received during the year 2012. One thousand three hundred seventy-seven (1,377) were received from United States (US) educated RNs and nineteen (19) were received from foreign educated RNs.

Of the endorsement applications received, a total of one thousand three hundred eighty-three (1,383) individuals were licensed to practice as a RN, as follows: one thousand three hundred sixty-five (1,365) US educated RNs and eighteen (18) foreign educated RNs. The remaining endorsement applications were not processed through licensure either because their application was incomplete and/or expired, or the RN completed a temporary nursing assignment and did not desire full licensure.

Table 10. Licensure by Endorsement into Louisiana (2008-2012)

Report Year	Applications Received – US Educated	Applications Received – Foreign Educated	Total RN Applications <u>Received</u> (US & Foreign)	United States Educated RN License Issued	Foreign Educated RN License Issued	Total RN Licenses <u>Issued</u> (US & Foreign)
2012	1,377	19	1,396	1,365	18	1,383
2011	1,510	29	1,539	1,357	21	1,378
2010	1,441	28	1,469	1,248	14	1,262
2009	1,523	29	1,552	1,425	29	1,454
2008	1,702	67	1,769	1,431	50	1,481

**Licensure by Endorsement
Advanced Practice Registered Nurses**

A total of eighty (80) APRN endorsement applications to practice advanced practice registered nursing in Louisiana were received during the year 2012. All applications were received from United States (US) educated APRNs.

Of those endorsement applications received, a total of sixty-one (61) APRN applications were completed through licensure, as follows: fifteen (15) CRNAs, one (1) CNM, one (1) CNS, and forty-four (44) NPs. The remaining applications received in 2012 were not processed through licensure either because their application was incomplete and/or expired, or the APRN completed a temporary nursing assignment and did not desire full licensure.

**Licensure by Reinstatement
Registered Nurses/Advanced Practice Registered Nurses**

A total of seven hundred four (704) individuals reinstated their privilege to practice nursing in Louisiana during the year 2012, six hundred eighty-two (682) RNs and twenty-two (22) APRNs.

**Temporary Permits Issued
Registered Nurses/Advanced Practice Registered Nurses**

The total number of temporary permits issued for the year 2012 was five hundred three (503), all to RNs, as follows: four hundred eighty-three (483) endorsement permits and twenty (20) disaster permits. Permits are utilized to allow the RN or APRN holding a valid and unencumbered RN or APRN license in another US state to work as a RN or APRN in Louisiana until all documents are received in the LSBN office and full licensure can be issued. Additionally, permits may be issued to RNs and APRNs holding a valid and unencumbered RN or APRN license in another US state to work on a temporary basis within their respective scope of practice in Louisiana during special events or disasters.

**Verification of Credentials to Other States
Registered Nurses/Advanced Practice Registered Nurses**

During 2012, a total of two thousand four hundred eighty-seven (2,487) RNs utilized the National Council of State Boards of Nursing (NCSBN) verification service (NurSys.com) to request their Louisiana RN credentials be verified to another state board of nursing. Table 11 reflects the number of individuals requesting licensure verifications per year for the previous 5 year period.

Table 11. License Verification Out of Louisiana (2008-2012)

Report Year	Number of Verifications
2012 Nursys Processed	2,487
2011 NurSys Processed	2,233
2010 NurSys processed	2,253
2009 NurSys processed	1,341
2008 Board processed	1,083

*Note: Due to a variety of factors, it cannot be assumed that there is a relationship between request for verification of credentials and numbers of RNs leaving the state.

**Prescriptive Authority
Advanced Practice Registered Nurses Only**

Prior to delivering health care services in the state of Louisiana, an APRN who engages in diagnosis and management must apply for and receive approval from LSBN for prescriptive authority privileges. Said prescriptive authority privileges must be in collaboration with one or more physicians or dentists. Table 12 reflects the number of APRNs with prescriptive and distributing authority in compliance with the Board's rules as of January 31, 2013.

Table 12. Prescriptive and Distributing Authority for APRNs (2012)

PARISH OF RESIDENCE	NUMBER OF APRNs w/ Rx and DISTRIBUTING AUTHORITY	PARISH OF RESIDENCE	NUMBER OF APRNs w/Rx and DISTRIBUTING AUTHORITY
1. Acadia	13	57. Vermillion	17
2. Allen	4	58. Vernon	7
3. Ascension	82	59. Washington	7
4. Assumption	3	60. Webster	19
5. Avoyelles	12	61. West Baton Rouge	12
6. Beauregard	7	62. West Carroll	4
7. Bienville	2	63. West Feliciana	3
8. Bossier	76	64. Winn	0
9. Caddo	102		
10. Calcasieu	116		
11. Caldwell	5		
12. Cameron	4		
13. Catahoula	6		
14. Claiborne	7		
15. Concordia	5		
16. Desoto	9		
17. East Baton Rouge	214		
18. East Carroll	0		
19. East Feliciana	9		
20. Evangeline	18		
21. Franklin	14		
22. Grant	6	Total in Louisiana	2210
23. Iberia	19	Out of State	113
24. Iberville	5	County information	1
25. Jackson	7	unavailable	
26. Jefferson	181	Grand Total	2324
27. Jefferson Davis	17		
28. Lafayette	169		
29. Lafourche	38		
30. LaSalle	4		
31. Lincoln	24		
32. Livingston	55		
33. Madison	6		
34. Morehouse	13		
35. Natchitoches	12		
36. Orleans	151		
37. Ouachita	156		
38. Plaquemines	7		
39. Pointe Coupee	6		
40. Rapides	111		
41. Red River	2		
42. Richland	20		
43. Sabine	7		
44. Saint Bernard	7		
45. Saint Charles	22		
46. Saint Helena	4		
47. Saint James	2		
48. St. John the Baptist	16		
49. Saint Landry	33		
50. Saint Martin	13		
51. Saint Mary	5		
52. Saint Tammany	192		
53. Tangipahoa	54		
54. Tensas	1		
55. Terrebonne	64		
56. Union	4		

2013 SUMMARY REPORT ON LICENSEES WITH DEFAULTED STUDENT LOANS

In accordance with Louisiana Revised Statute 38:2951, the Louisiana State Board of Nursing withheld the 2013 licensure renewals on one-hundred-forty-three (143) Registered Nurses (RNs) who were deemed by Sallie Mae on behalf of the Louisiana Student Financial Assistance Commission (LSFAC) to be in default of a student loan. This represents an increase of nineteen point seventeen percent (19.17%) from the one-hundred-twenty (120) nurses that were in loan default last year.

Of the one-hundred-forty-three (143) RNs in default during 2012, thirty-nine point eighty-six percent (39.86%), or fifty-seven (57) nurses, had been in loan default previously as outlined below:

- Default 6 times = 2 nurses
- Default 5 times = 4 nurses
- Default 4 times = 6 nurses
- Default 3 times = 9 nurses
- Default 2 times = 36 nurses

The remaining eighty-six (86) RNs were in loan default for the first time. This represents sixty point fourteen percent (60.14%) of the total one-hundred-forty-three (143) RNs for this year, and an increase of three point six percent (3.6%) or 3 more nurses than were in first time loan default last year.

Certified letters were mailed to the RNs on September 19, 2012 advising them that their ability to renew their 2013 RN license would be placed on hold until the Louisiana State Board of Nursing received authorization from Sallie Mae that the loan was removed from default status.

As of February 1, 2013, one-hundred-twenty-seven (127) of the one-hundred-forty-three (143) RNs had been removed from default status by Sallie Mae and permitted to seek licensure renewal by January 31, 2013. Of the remaining sixteen (16), seven (7) contacted the Board to advise they were living and working out-of-state and chose to go inactive, one (1) RN was reported to the Board by family as deceased, one (1) RN was suspended for other cause, and the license of the remaining seven (7) were changed to delinquent status and unable to practice as a registered nurse in Louisiana.

2013 SUMMARY REPORT ON RELICENSURE AUDIT

In accordance with LAC 46:XLVII.3335.I.2, the Louisiana State Board of Nursing performed an audit on the continuing education (CE) requirements for 2012 license renewal on one-thousand-three-hundred-eighty (1,380) Registered Nurses (RNs).

Letters were mailed to the RNs advising them of their selection to participate in the CE random audit. Of the one-thousand-three-hundred-eighty (1,380) RNs selected, one-thousand-one-hundred-fifty-two (1,152) were compliant and had met the CE requirements. The remaining two-hundred-twenty-eight (228) RNs were deemed non-compliant and action was taken as outlined below:

- Two-hundred-twenty-one (221) RNs obtained additional CE, produced documentation to support completion, and were issued Informal Reprimands for 1st time non-compliance;

- One (1) RN changed their status to inactive as they were no longer working in nursing or had moved out-of-state;
- Four (4) RNs were non-compliant of CE audit for a second time. Three (3) were issued formal reprimand with fine and stipulations. One (1) nurse is inactive and formal reprimand with fine and stipulations will be issued if nurse applies for reinstatement.
- One (1) RN voluntarily surrendered license for other cause.
- One (1) RN was reported to the Board by family as deceased.

In accordance with LAC 46:XLVII.4513.D.5, the Louisiana State Board of Nursing performed a random audit on the continuing competency for prescriptive authority for 2012 license renewal on fifty-five (55) Advanced Practice Registered Nurses (APRNs). Letters were mailed to the APRNs advising them of their selection to participate in the random audit of additional six (6) hours of pharmacology CE needed for their prescriptive authority privileges. Of the fifty-five (55) APRNs selected, forty-eight (48) were compliant. One (1) APRN was suspended for other cause. The remaining six (6) APRNs obtained additional CE, produced documentation to support completion, and were issued Informal Reprimands for 1st time non-compliance.

LOUISIANA CENTER FOR NURSING
2012 INITIATIVES / PARTNERSHIPS

Nursing Workforce Demand Report

The Nursing Workforce Demand Study, which was completed by the Louisiana Center for Nursing (LCN), a division of the Louisiana State Board of Nursing (LSBN), revealed that there continues to be a substantial need for nurses in Louisiana. “Completing the demand study was a huge accomplishment for the Center for Nursing,” Dr. Cynthia Bienemy, director of the Louisiana Center for Nursing, said. “We are excited to share the results and become both a leader and a resource for the industry.” The study, which was completed over the past year and included a survey of more than 600 employers, was conducted to determine the demand for registered nurses (RNs), advanced practice registered nurses (APRNs), licensed practical nurses (LPNs), and nursing assistants (NAs) in Louisiana. An in-depth study of this nature has only been completed in 14 states across the nation. Curt Eysink, executive director of the Louisiana Workforce Commission, stated that “This study reflects the kind of collaboration and employers involvement Louisiana needs to operate a responsive, demand driven workforce system. The state’s labor markets and our high schools, colleges and universities need actionable labor market intelligence like this to make good decisions about the courses and degrees they offer. Students need this information to make good decisions about their careers.”

The press release for the Nursing Workforce Demand Study was sent to 26 printed news sources and 20 TV/Radio stations in Louisiana. Thus far we have received coverage in the following media sources: The Pelican News, Health Workforce Information Center, the Daily AM Report, the Louisiana Workforce Commission website, Louisiana.gov website, Healthcare Journals of New Orleans and Baton Rouge, The Daily Comet, American Press, Greater Baton Rouge Business Report, Louisiana Medical News, Medical News Today, and Allen KPLC Neighborhood News. We also received national coverage on the RWJF News Digest. Dr. Bienemy participated in recorded radio interviews with 2 radio stations - Red River Radio in Shreveport, LA and Louisiana Radio Network (statewide) - and one interview with a newspaper reporter for the Houma Courier/Thibodeaux Daily Comet.

2011 Nursing Education Capacity and Supply Report

The 2011 Louisiana State Board of Nursing Annual Report and the 2011 Nursing Education Capacity and Supply Reports (a subset of the LSBN Annual Report) used to inform the Governor, Members of the Legislature, other state agencies, the health care community, academic institutions and the citizens of Louisiana about the work that is being done by Board Members and Staff *to safeguard the life and health of the citizen’s of Louisiana by assuring persons practicing as registered nurses and advanced practice registered nurses are competent and safe*, as well as a forum to share information about Louisiana’s RN workforce and nursing education capacity. Major findings from the 2011 Annual Report revealed that there were over 57,000 registered nurses (RNs) licensed to practice in Louisiana; 74% of licensed RNs were employed full-time; the average age for RNs licensed in LA was 44 years and over 26% of licensed RNS were 50+. Over 2,200 students graduated from Louisiana’s pre-RN licensure programs during the 2010-2011 academic year; the passage rate on the National Council Licensure Examination for Registered Nurses (NCLEX_RN) has exceeded that of the national pass rate over the past 4 years; 3,000 qualified applicants were admitted to Louisiana’s pre-RN licensure programs in 2010-2011 and approximately 1,400 qualified applicants were not admitted for one or more of the following reasons: lack of available qualified faculty, limited number of budgeted faculty

positions, faculty salaries were not competitive with salaries in the clinical or practice setting, and a lack of available clinical sites. The annual report in its entirety is available on the LSBN and LCN websites.

Nursing Workforce Supply and Demand Forecasting Model

On September 17, 2012, the Louisiana Health Works Commission (LHWC) voted favorably to fund a proposal in the amount of \$88,700.00 submitted by LSBN/LCN to conduct a Nursing Workforce Forecasting Study. A major outcome of this study will be an interactive, user friendly, policy tool for estimating the supply and demand for nurses in Louisiana under a variety of assumptions regarding demographic and economic factors. The Center for Health Affairs, the leading advocate for the Northeast Ohio hospitals and originator of the Northeast Ohio Nursing Initiative (NEONI) Forecast Model, with their team of expert consultants, will develop the Nursing Workforce Forecasting Model for Louisiana. The forecasting model will provide a more precise way of assisting policymakers, nurse leaders, and nurse educators in their efforts to plan and prepare for the future nursing workforce needs through 2020. LCN will serve as the state project lead and the point of communication to the project team. LCN will also serve as a point of contact to its own stakeholders, coordinate stakeholder meetings and training, and assist in locating and securing access to needed local and state data sources.

A Forecasting Design Meeting was held at LSBN on November 27, 2012. The purpose of the meeting was to give the NEONI team, which includes Lisa Anderson, MSN, RN, Vice President, The Center for Health Affairs, Cleveland, OH; Craig L. Moore, Ph.D., Economic Consultant, Southwick, MA; and Patricia J. Cirillo, Ph.D., President and Statistician, Cypress Research Group, Cleveland, OH, an opportunity to share information related to the development and utilization of the NEONI Forecasting Model with Louisiana stakeholders. Representatives from the Louisiana Hospital Association (LHA), LHWC, NSDC, the Louisiana State Board of Practical Nurse Examiners (LSBPNE), LSBN, LCN, the Louisiana State Nurses Association (LSNA), the Louisiana Nursing Home Association (LNHA), the Louisiana Organization of Nurse Executives (LONE), the Board of Regents, and the Louisiana Council of Administrators of Nursing Education (LaCANE) were in attendance at the Forecasting Design Meeting.

Health Works Commission Study on Advanced Practice Registered Nurses (APRNs) and Physician Assistants

The Health Works Commission Study on Advanced Practice Registered Nurses (APRNs) and Physician Assistants (PAs) – The Louisiana Health Works Commission (a legislative mandated commission established to address healthcare workforce issues in Louisiana) has contracted with the Louisiana State University Division of Economic Development to conduct a demand study on APRNs and PAs in Louisiana. This study is intended to compliment a study that was funded by the Health Works Commission in 2011 regarding the supply and demand of primary care physicians in Louisiana. The Health Works Commission invited representatives from the Louisiana Action Coalition, the Louisiana State Board of Nursing, the Louisiana Center for Nursing, the Nursing Supply and Demand Council, and the Louisiana State Board of Medical Examiners Physician Assistant’s Advisory Committee to give input into the design of the study. Although input was given by these entities, the final survey items were determined by the PI and his research team.

Louisiana Action Coalition (LAC) – Future of Nursing Campaign for Action

Louisiana Action Coalition – Rapides Foundation \$150,000 Challenge Grant

In February 2012, The Rapides Foundation awarded a one-year \$150,000 challenge grant to the Future of Nursing in Louisiana: *Campaign for Action*, incentivizing health care providers, businesses and philanthropic organizations to match the challenge grant dollar for dollar and support the campaign's work to improve health care in Louisiana. The *Campaign for Action* will focus on strengthening nurse education and training, increasing the participation of nurses as leaders, and advancing the ability of all health care professionals to practice to the full extent of their education and training. Louisiana's Action Coalition is seeking the support and active engagement of a wide range of health care providers; consumer advocates; policy-makers and the business, academic and philanthropic communities to match the challenge grant dollar for dollar and support the campaign's work to improve health care in Louisiana.

The 2012 Nursing Summit

The 2012 Louisiana Nursing Summit was held on Friday, March 16th at the Renaissance Hotel in Baton Rouge, LA. The Summit was sponsored by the Louisiana State Nurses Association, the Louisiana Organization of Nurse Executives, the Louisiana Council of Administrators of Nursing Education, and the Louisiana State Board of Nursing. The keynote speaker for the Summit was Dr. Peter Buerhaus who shared extensive information about future projections for the nursing workforce on a national level followed by a presentation on Louisiana's Nursing Workforce by Dr. Cynthia Bienemy. The day was jammed packed with exciting information about the Future of Nursing in Louisiana. An overview of the Institute of Medicine (IOM) Report on *The Future of Nursing: Leading Change, Advancing Health* was given by Warren Hebert, CEO for the HomeCare Association of Louisiana, the revealing of the Louisiana Action Coalition Strategic Map by Dr. Ann Cary and Ms. Denise Bottcher, followed by a panel discussion spearheaded by Mr. Dale Bankston, AARP LA Volunteer, Ms. Annette Beuchler, Director of Programs and Communications at the Rapides Foundation, and Ms. Terrie Sterling, COO for Our Lady of the Lake Regional Medical Center, about the IOM report on the Future of Nursing and what this report means to stakeholders and health care consumers in Louisiana. The Summit proved to be a tremendous success with over \$4,000 donated by nurses and nurse champions toward the \$150,000 Rapides Foundation Challenge Grant.

Louisiana Action Coalition - Robert Wood Johnson Foundation State Implementation Program Grant for Action Coalitions

The Robert Wood Johnson Foundation (RWJF) released a request for proposal (RFP) on July 2, 2012 to fund up to 30 state action coalitions (ACs) implementing up to two priority recommendations from the Institute of Medicine Report *The Future of Nursing: Leading Change, Advancing Health*. The Robert Wood Johnson Foundation (RWJF) State Implementation Program (SIP) will provide grants of up to \$150,000 each over two years and will require ACs to secure matching funds, to sustain efforts over the long term. The program is designed to help states prepare the nursing profession to address our nation's most pressing health care challenges—access, quality, and cost. The program bolsters efforts already underway in 50 states and the District of Columbia—the [Future of Nursing: Campaign for Action](#)—to transform health care through nursing and meet the challenges stemming from an aging and more diverse population. A joint initiative of AARP and the Robert Wood Johnson Foundation, the *Campaign for Action* is working to implement the Institute of Medicine's (IOM) evidence-based recommendations on the future of nursing. The *Campaign* provides a voice and a vehicle for nurses at all levels to lead

system change to improve care for patients and families by collaborating with business, consumer, and other health professional organizations.

The Louisiana Action Coalition (LAC) submitted a proposal for the RWJF SIP grant on August 24, 2012. The LAC is in a very good position to receive the RWJF Funds because of the financial commitment already made by The Rapides Foundation in the form of the \$150,000 challenge grant. If the LAC RWJF SIP proposal is accepted, those funds will serve as matching funds for the challenge grant.

Meetings with Potential Funders

LAC is in the midst of Fundraising activities and would appreciate any doors that could be opened by nurses, nurse champions, and other interested stakeholders with potential funders. An Informational Packet has been prepared and members of the LAC Core Leadership Team would be happy to meet with potential funders. Please contact Cynthia Bienemy at bienemy@lsbn.state.la.us or Denise Bottcher at dbottcher@aarp.org for further information.

Presentations

Baton Rouge District Nurses Association Meeting at Our Lady of the Lake Regional Medical Center in Baton Rouge, LA on March 8, 2012 – Presentation on The Future of Nursing in Louisiana: *Campaign for Action!*

Nursing Summit 2012 held at the Renaissance Hotel in Baton Rouge, LA on March 16, 2012 – Presentation on Nursing Workforce Demand in Louisiana.

Southern University and A&M College School of Nursing Annual Research Symposium held at Southern University School of Nursing on April 27, 2012 – Presentation on the Future of Nursing Research and Nursing Workforce Demand.

Louisiana Health Care Quality Forum 2012 Spring Summit “Looking Ahead: The Future Health Care Workforce in Louisiana” held at the Baton Rouge Marriott on June 12, 2012 – Presentation on Louisiana’s Nursing Workforce: Nursing’s Role in the Future of Health Care in Louisiana.

Nursing Supply and Demand Council Meeting at the Louisiana State Board of Nursing in Baton Rouge, LA on June 25, 2012 – Presentation on Louisiana’s Nursing Workforce – Nursing Supply, Education Capacity and Demand.

Louisiana Occupational 2012 Health Conference: Soaring to New Heights in Occupational Health held at the Embassy Suites Hotel August 2 – 4, 2012 on The Future of Nursing in Louisiana: Nursing’s Role in The Future of Health Care .

Our Lady of the Lake Regional Medical Center Transforming Research into Practice Research Symposium held at the Crowne Plaza in Baton Rouge, LA on August 10, 2012 – Presentation on Louisiana’s Registered Nurse Workforce 2011.

Louisiana Association of Student Nurses 58th Annual State Convention held at the Crowne Plaza Hotel in Kenner, LA on September 27 – 30, 2012 - Presentation on Nursing's Role in the Future of Health Care in Louisiana.

Ochsner Health System 2012 Excellence in Nursing Consortium held at the Renaissance New Orleans Arts Hotel. October 26, 2012. Served as a facilitator for a Panel Discussion on The Future of Nursing Education in Louisiana.

Louisiana State University Health Sciences Center Graduate Nursing Program – Foundations of Advanced Practice Class in New Orleans, LA November 2, 2012 – Presentation on the Future of Nursing *Campaign for Action* in Louisiana .

Home Care Association of Louisiana and Louisiana Assisted Living Association 2012 Annual Conference held at the Crowne Plaza Hotel in Baton Rouge, LA November 9, 2012. Presentation Topic – Nursing's Role in The Future of Health Care in Louisiana.

NURSING EDUCATION CAPACITY IN LOUISIANA 2011-2012

It is the charge of the Louisiana State Board of Nursing (LSBN) to closely monitor all nursing programs in the state that prepare nursing students for initial licensure as a registered nurse (RN), as well as those graduate programs that prepare RNs as advanced practice registered nurses (APRNs). It is the responsibility of LSBN to ensure that these programs are preparing safe and effective practitioners to care for the citizens of Louisiana. Deans and Directors of Pre-RN Licensure programs in Louisiana must submit an annual report to LSBN in the fall of each year to demonstrate ongoing compliance with all rules and regulations relative to nursing education. Information such as the number of applicants accepted into the programs each year, the number of students enrolled in clinical nursing courses, the number of graduates and the qualifications of faculty teaching in the programs is used to determine RN education capacity. An analysis of the data obtained from the 2011-2012 annual reports submitted by undergraduate and graduate nursing programs in Louisiana was used to develop the Nursing Education Capacity Report.

Pre-RN Licensure Programs in Louisiana

LSBN approved twenty-seven (27) pre-RN licensure programs during the 2011-2012 report year (Table 13). One (1) diploma program, twelve (12) associate degree (AD) programs, and fourteen (14) baccalaureate in nursing (BSN) programs (as compared to 13 in 2011) prepare students to become candidates for initial RN licensure in Louisiana (see Appendix A for a List of LSBN Approved Nursing Education Programs).

Table 13. Pre-RN Licensure Programs in LA (2011-2012)

Program Type	No. of Programs	% of Total Programs
Diploma <ul style="list-style-type: none"> • Baton Rouge General Medical Center 	1	4%
Associate Degree <ul style="list-style-type: none"> • Baton Rouge Community College • Bossier Parish Community College • Delgado Charity School of Nursing • Fletcher Technical Community College • Louisiana Delta Community College • LSU Alexandria • LSU Eunice • Louisiana Tech University • McNeese State University • Northwestern University • Our Lady of the Lake College • Southern University in Shreveport 	12	44%
Baccalaureate Degree <ul style="list-style-type: none"> • Dillard • Grambling • Louisiana College • LSU Health Science Center • McNeese State • Nicholls State • Northwestern University • Our Lady of Holy Cross • Our Lady of the Lake College • Southeastern Louisiana University • Southern University • University of LA at Lafayette • University of LA at Monroe • William Carey N.O. 	14	52%
Total No. of Pre-RN Programs	27	100%

Applicants and Admissions to Pre-RN Licensure Programs in Louisiana

The pool of qualified applicants applying to pre-RN licensure programs in Louisiana in 2011-2012 decreased by 3% over the last year compared to a 1% decrease in 2010-2011 (Table 14). Beginning in 2008, there has been a steady decline in the number of qualified applicants applying to pre-RN licensure programs - dropping from 5,110 applicants in 2008 to 4,544 in 2012 reflective of an 11% decrease in the last 5 years. An 8% decrease in the number of qualified applicants admitted to pre-RN licensure programs in the past year was also noted (4% decrease in 2011). In the current report year, 2,979 (66%) of the 4,544 qualified applicants were admitted to Louisiana’s pre-RN licensure programs, in comparison to 69% that were admitted in 2010-2011. Approximately 34% of qualified applicants were denied admission to Louisiana’s pre-RN licensure programs in 2011-2012 compared to 31% in 2011 (see Appendix B2 for a summary report of applicants and admissions to pre-RN Licensure programs and Appendix B3 for a breakdown of applicants and admissions by programs).

Table 14. Applicants and Admissions for Pre-RN Licensure Programs in LA (2008-2012)

Report Year	Qualified Applicants	No. and % of Qualified Applicants Admitted to Pre-RN Licensure Programs		No. and % of Qualified Applicants Not Admitted to Pre-RN Licensure Programs	
	No.	No.	%	No.	%
2012	4,544	2,979	66%	1,566	34%
2011	4,705	3,252	69%	1,453	31%
2010	4,737	3,384	71%	1,353	29%
2009	4,898	3,306	67%	1,592	33%
2008	5,110	3,420	67%	1,690	33%
1 & 5 Year Variance	↓3% / ↓11%	↓8% / ↓13%		↑8% / ↓7%	

Applicants and Admissions to Pre-RN Licensure Programs in Louisiana by Program Type for the 2011-2012 Annual Report Year

As can be seen in Table 14a, there were more students applying to BSN programs (2,472) in 2011-2012 when compared to AD programs (1,985) which is in direct contrast to 2011 (BSN 2,221, AD 2,393). The number of qualified students applying to BSN programs increased by 11%, while the number of qualified students applying to AD programs decreased by 17%. Sixty-two percent (62%) of the 2,979 qualified applicants admitted to pre-RN licensure programs in Louisiana were admitted to BSN programs, 37% to AD programs, and 1.5% to diploma programs (Table 14b). These findings represent a 25% decrease in the number of students admitted to AD programs and a 6% increase in the number admitted to BSN programs when compared to 2010-2011.

Over the last five years (2008-2012) there has been a 12% decrease in the number of admits to diploma programs, a 33% decrease in admits to AD programs, and a 6% increase in admits to BSN programs. There was an overall 7% decrease in the number of qualified applicants admitted to pre-RN licensure programs in Louisiana during this time period.

Table 14a. Applicants and Admissions for Pre-RN Licensure Programs in Louisiana by Program Type (2011-2012)

Applicants 2011-2012	Diploma	Associate Degree	Baccalaureate
No. of Qualified Applicants	87	1,985	2,472
No. of Qualified Applicants Admitted	45	1,094	1,840
% of Qualified Applicants Admitted	52%	55%	74%
No. of Qualified Applicants Not Admitted	42	891	633
% of Qualified Applicants Not Admitted	48%	45%	26%

Table 14b. Admissions to Pre-RN Licensure Programs in LA (2008-2012)

Report Year	Diploma	Associate	Baccalaureate
2012	45	1,094	1,840
2011	45	1,466	1,741
2010	39	1,565	1,780
2009	41	1,537	1,728
2008	51	1,628	1,741
1 & 5 Year Variance	0% / ↓12%	↓25% / ↓33%	↑6% / ↑6%

Reasons Why Qualified Applicants are not Admitted to Pre-RN Licensure Programs (2011-2012 Annual Report Year)

A lack of budgeted faculty positions remains the number one reason identified by Louisiana’s pre-RN licensure programs as to why qualified applicants were not admitted during the 2011-2012 report year (Table 15). The second reason identified was that faculty salaries are not competitive. The lack of available clinical placement sites and classroom space came in third and fourth, respectively. Limited number of qualified faculty and lack of clinical specialty sites were identified in the top four reasons for not admitting qualified students in 2010-2011.

Table 15. Reasons Why Qualified Applicants are not Admitted to Pre-RN Licensure Programs in LA (2011-2012)

Rank	Reason Why Qualified Applicants Are Not Admitted to Pre-RN Licensure Programs in Louisiana
No. 1	Budgeted Faculty Position Not Available
No. 2	Faculty Salary Not Competitive
No. 3	Clinical Placement Sites Not Available
No. 4	Classroom Space Not Available

Enrollment in Pre-RN Licensure Programs in Louisiana

In the current report year, 13,245 students enrolled in post-secondary education settings in Louisiana declared nursing as their major (Table 16), which reflects a 17% decrease from the previous report year (15,988 in 2011). However, there was a 2% increase in the number of students enrolled in clinical nursing courses in 2011-2012 (see Appendix B2 for a summary report on enrollments in pre-RN Licensure programs).

Table 16. Enrollment in Pre-RN Licensure Programs in LA (2008-2012)

Report Year	Enrollment (All Nursing Majors)	Enrollment in Clinical Nursing Courses
2012	13,245	6,214
2011	15,988	6,114
2010	14,779	6,175
2009	15,232	6,077
2008	13,797	6,311
1 & 5 Year Variance	↓17% / ↓4%	↑2% / ↓2%

Gender of Students Enrolled in Pre-RN Licensure Programs in Louisiana

There was an 11% increase in the number of males enrolled in Pre-RN licensure programs in 2012 compared to a 13% decrease between 2010 and 2011 (Table 17). Females represented 85% of students enrolled in pre-RN licensure programs in Louisiana in 2012 (86% in 2011), while males represented 15% (14% in 2011).

Table 17. Gender of Students Enrolled in Pre-RN Licensure Programs in LA (2008-2012)

Report Year	Male		Female	
	#	%	#	%
2012	924	15%	5,290	85%
2011	834	14%	5,280	86%
2010	957	15%	5,218	85%
2009	880	14%	5,397	86%
2008	882	14%	5,566	86%
1 & 5 Year Variance	↑11% / ↑5%		↑0.2% / ↓5%	

Racial Distribution of Students Enrolled in Pre-RN Licensure Programs in Louisiana

In 2012, 64% (3,968) of the students enrolled in pre-RN licensure programs in Louisiana were White, which represented a 4% decrease over the past year. The number of Blacks enrolled in Louisiana's pre-RN licensure programs increased by 11% (an increase of 167 students) in 2012. There was a 31% increase in the number of Hispanic students enrolled in Louisiana's pre-RN licensure programs and a 4% increase in Asian students (Table 18). Of the 263 students that reported their ethnicity as *Other*, 39 were self-reported as Native American/Alaskan Natives.

Table 18. Racial Distribution of Students Enrolled in Pre-RN Licensure Programs in LA (2008-2012)

Report Year	White		Black		Hispanic		Asian		Other	
	#	%	#	%	#	%	#	%	#	%
2012	3,968	64	1,640	26	202	3	141	2	263	4
2011	4,126	67	1,473	24	154	3	135	2	226	4
2010	3,896	63	1,520	25	172	3	114	2	473	8
2009	4,154	66	1,627	26	140	2	107	2	249	4
2008	4,542	70	1,443	22	153	2	90	1	220	3
1 & 5 Year Variance	↓4% / ↓13%		↑11% / ↑14%		↑31% / ↑32%		↑4% / ↑57%		↑16% / ↑20%	

Age of Students enrolled in Pre-RN Licensure Programs in Louisiana

Information about the age of students enrolled in pre-RN licensure programs in Louisiana was solicited for the first time on the 2011-2012 LSBN Annual Report. The majority (44%) of the students enrolled in pre-RN licensure programs in Louisiana are between 21 and 25 years of age with 15% between 17 and 20 years of age (Table 19).

Table 19. Age of Students Enrolled in Pre-RN Licensure Programs in LA (2012)

Report Year	17-20		21-25		26-30		31-40		41-50		51-60		>61	
	#	%	#	%	#	%	#	%	#	%	#	%	#	%
2012	911	15%	2,720	44%	1,156	19%	990	16%	343	6%	85	1%	1	.02%

Note: No Answer - 8

Graduates from Pre-RN Licensure Programs in Louisiana

It is interesting to note that there was no change in the number of graduates from pre-RN licensure programs from Louisiana's schools of nursing between 2011 and 2012. Fifty-two percent of the graduates were from baccalaureate programs, 46% from associate degree programs, and 1% from the one diploma program in the state. There was a noted shift in the distribution of graduates across the various programs. In 2012, there was a 2% increase in the number of graduates from BSN programs as compared to a 9% decrease between 2010 and 2011 and a 3% decrease in the number of graduates from AD programs as compared to an 18% increase in the previous report year (Table 20). The number of diploma graduates went from 30 in 2011 to 31 in 2012 which reflects a 3% increase over the previous year (see Appendix B2 for a summary report of RN graduates and Appendix B7 for the number of RN Graduates per program for 2012).

Table 20. Graduates of Pre-RN Licensure Programs in LA According to Program Type (2008-2012)

Report Year	Total No. of RN Graduates from Pre-RN Licensure Programs	Diploma		Associate		Baccalaureate	
		No.	%	No.	%	No.	%
2012	2,281	31	1%	1,055	46%	1,195	52%
2011	2,281	30	1%	1,084	48%	1,167	51%
2010	2,239	39	2%	916	41%	1,284	57%
2009	2,230	30	1%	1,043	47%	1,157	52%
2008	2,113	36	1%	939	44%	1,138	54%
1 & 5 Year Variance	↑↓0% / ↑8%	↑3% / ↓14%		↓3% / ↑12%		↑2% / ↑5%	

Pre-RN Licensure Students in Louisiana Performance on the NCLEX-RN

In 2012 there were a total of 2,242 RN candidates (2,294 in 2011) sitting for the National Council Licensure Examination for Registered Nurses (NCLEX-RN) exam with 2,087 (93.09%) passing on the first take (Table 21). The overall national passage rate on the NCLEX-RN for 2012 was 90.34% compared to 87.90% in 2011 (see Appendix B1 for NCLEX-RN results by program).

Table 21. Performance of First-Time Candidates Graduating from Pre-RN Licensure Programs in LA on NCLEX-RN (January 1, 2012 – December 31, 2012)

Program Type	No. Taking	No. Passing	% Passing
Diploma	30	30	100%
Associate Degree	1,004	925	92.13%
Baccalaureate Degree	1,208	1,132	93.71%
Grand Total	2,242	2,087	93.09%

Note: The National Average Passage Rate on the NCLEX-RN Examination was 90.34% for 2012.

The passage rate on the NCLEX-RN for graduates from Louisiana's pre-RN licensure programs has exceeded that of the nation for the previous 5 years (Table 22) in spite of the higher passing standard implemented in April 2010 by the National Council of State Boards of Nursing (NCSBN). The passing standard will be increased again on April 1, 2013 (NCSBN, 2013). There was an 8% increase in the number of students passing the NCLEX-RN exam from BSN programs in 2012 compared to an 11% decrease in 2011. In contrast, there was an 8% decrease in the number of graduates from AD programs passing the NCLEX-RN exam compared to an 18% increase from the previous year. A total of 30

graduates from the Diploma program passed the NCLEX-RN exam which reflects an additional 2 students when compared to 2011 (28).

Table 22. Summary Performance of First-Time Candidates Graduating from Pre-RN Licensure Programs in Louisiana on NCLEX-RN (2008-2012)

Report Year	Diploma		Associate		Baccalaureate		Passage Rate for LA	Passage Rate for the Nation
	No. Passing	% Passing	No. Passing	% Passing	No. Passing	% Passing	%	%
2012	30	100.00	925	92.13	1,132	93.71	93.09	90.34
2011	28	100.00	1,001	90.67	1,053	90.61	90.76	87.90
2010	35	94.59	848	92.47	1,181	89.67	90.89	87.42
2009	35	97.22	883	91.84	1,052	90.45	90.83	88.42
2008	36	97.30	776	88.79	1,013	91.10	90.21	86.73
1 & 5 Year Variance	↑7% / ↓17%		↓8% / ↑19%		↑8% / ↑12%		↑3% / ↑3%	↑3% / ↑4%

Faculty Teaching in Pre-RN Licensure Programs in Louisiana

To gauge the current level of demand for nurse faculty, data was obtained from the 2011-2012 Annual Reports submitted to LSBN by the Deans and Directors of pre-RN licensure programs and APRN programs in the state of Louisiana.

Deans and Directors were asked to report the number of filled and vacant faculty positions in their pre-RN licensure programs from October 16, 2011 to October 15, 2012. These numbers are depicted by program type and full vs. part-time positions in Table 23.

There were a total of 526 budgeted full-time nurse faculty positions reported by Louisiana's pre-RN licensure programs in 2011-2012 compared to 533 in 2010-2011 which reflects a 1% decrease compared to a 4% increase in the previous year. The budgeted positions were filled with 526 full-time and 201 part-time faculty members, a total of 727 faculty compared to a total of 725 in 2010-2011. Twenty-four (24) faculty positions were funded from grants, capitation funds, additional appointments, and/or other funding sources compared to 64 positions in 2011, which represents a 63% decrease in the number of faculty positions funded by other sources.

Table 23. Filled Nurse Faculty Positions in Pre-RN Licensure Programs in LA (2011-2012)

Program Type	Filled Faculty Positions		Nurse Faculty Positions Funded from other Sources	Number of Nurse Faculty Teaching in Louisiana's Pre-RN Licensure Programs for the 2011-2012 Report Year
	Full-time	Part-time /Adjunct		
Diploma (1)	7	0	0	7
ADN (12)	175	68	5	243
BSN (14)	344	133	19	477
Total (27)	526	201	24	727

Vacant Nurse Faculty Positions

There were a total of 26 vacant nurse faculty positions reported by Deans and Directors in the current report year, compared to 27 in the previous report year (Table 24). Eighteen (18) vacant nurse faculty

positions were reported by Louisiana’s BSN programs and 7 by AD programs, which is in direct contrast to the previous year when the majority of vacant positions were reported by AD programs (15 in 2011) when compared to BSN programs (12 in 2011). There was one vacant position reported by the diploma program in 2012. The number of vacant full-time faculty positions will often determine the number of part-time positions needed. Many schools do not budget positions for part-time instructors, instead they are hired as needed.

Table 24. Vacant Nurse Faculty Positions Pre-RN Licensure Programs in LA (2011-2012)

Program Type	Vacant Nurse Faculty Positions
Diploma	1
ADN	7
BSN	18
Total	26

New Nurse Faculty Appointments, Exceptions and use of Preceptors

A total of 85 new faculty appointments were reported by pre-RN licensure programs during the 2011-2012 report compared to 82 in the previous year which represents a 4% increase in the number of new faculty appointments (Table 25). Approximately two-thirds (62%) of the new faculty appointments were for BSN programs, followed by 38% for AD programs. There were no new faculty appointments for the diploma program.

Faculty exceptions are granted to pre-RN licensure programs upon approval of the Board for a pre-approved time period. According to LSBN Rules and Regulations, Title 46, Part XLVII, Chapter 35, No. 3515 B.8, the number of faculty exceptions shall not exceed 20 percent of the number of full-time nurse faculty employed (not FTE) in the program. The need for faculty exceptions is indicative of the lack of available qualified nurse faculty. The number of faculty exceptions requested by pre-RN licensure programs has gone from 56 in 2009 to 35 in 2012 which represents a 38% decrease in the number of faculty exceptions utilized by pre-RN licensure programs over the last four years.

Preceptors are valuable resources in nursing education. Preceptors are used only during the last two academic semesters of a baccalaureate program and during one of the last two semesters of a diploma or associate degree program (LSBN Rules and Regulations, Title 46, XLVII, Chapter 35, No.3541B). In preceptor-student relationships, nursing faculty retain the responsibility for selecting, guiding and evaluating student learning experiences with input from the preceptor.

In 2010, there were 968 preceptors used by pre-RN licensure programs, 1,190 in 2011, and 1,215 in 2012 which reflects a 26% increase in the number of preceptors used by pre-RN licensure programs over the last three years.

Table 25. New Faculty Appointments, Exceptions and use of Preceptors (2011-2012)

Program Type	No. of New Faculty Appointments	No. of Faculty Exceptions	Preceptors
Diploma (1)	0	1	0
ADN (12)	32	13	377
BSN (14)	53	21	838
Total (27)	85	35	1,215

Nursing Faculty Attrition

Faculty attrition due to faculty leave, resignation, retirement, death or termination contributes to an ongoing demand for nurse faculty (Table 26). In 2011-2012 a total of 12 faculty went on leave. There were a total of 47 resignations in 2011-2012 (no change from the previous year), 19 retirements (18 in 2011), and 17 terminations (19 in 2011).

Table 26. Faculty Attrition: Leave, Resignation, and Retirement/Termination (2011-2012)

Program Type	No. of Faculty on Leave	No. of Faculty Resignations	No. of Faculty Retirements/Terminations
Diploma (1)	0	2	0
ADN (12)	1	11	3 / 14
BSN (14)	11	34	16 / 3
Total (27)	12	47	36 (19 Retirements/ 17 Terminations)

Educational Preparation of Nurse Faculty

The Institute of Medicine Report on the Future of Nursing: Leading Change, Advancing Health recommends that the proportion of nurses with a BSN be increased to 80% and the number of nurses with a doctorate be doubled by 2020 (IOM Report, 2011). According to the Carnegie Study (Benner, Sutphen, Leonard and Day, 2009), in order to meet the projected shortages for registered nurses, nursing education programs must increase their capacity by approximately 90%. The educational preparation of nursing faculty is essential. In order to properly educate the next generation of RNs, nurse faculty must be prepared to teach nursing students how to care for clients with complex diagnoses and treatment plans; be familiar with essential principles of teaching and learning; be able to appropriately use the newest teaching learning healthcare technology; and have the ability to engage nursing students in the teaching-learning process.

The Southern Association of Colleges and Schools (SACS), require that at least 25% of nursing course hours in a Baccalaureate Nursing program be taught by faculty members holding the terminal degree (2010). In 2012 approximately 15% (125) of the faculty teaching in pre-RN licensure programs were prepared at the doctoral level, 80% (650) were Masters prepared, and 5% (38) reported that their highest degree in nursing was a baccalaureate degree (Table 27). This represents a 2% increase in the number of faculty prepared at the doctoral level (16% increase in 2011), a 5% increase in those prepared at the Masters' level (4% increase in 2011), and a 5% decrease in the number of faculty prepared at the BSN level (9% decrease in 2011).

Table 27. Educational Preparation of Faculty (2011-2012)

Program Type	No. of Doctorally Prepared Faculty	No. of Masters Prepared Faculty	No. of BSN Faculty Exceptions
Diploma (1)	2	9	1
ADN (13)	11	241	12
BSN (13)	112	400	25
Total (27)	125 (15%)	650 (80%)	38 (5%)

Note: Total = 813

Doctoral prepared faculty teaching in pre-RN licensure programs in Louisiana in 2011-2012 include 30 faculty with a Doctorate in Nursing Science, 19 with a Doctorate of Nursing Practice, 30 with a PhD in Nursing, and 46 with a PhD in a related field.

Board of Regents Nursing Faculty Stipends

According to the 2011-2012 annual reports from pre-RN licensure programs, 100 nurse faculty employed by pre-RN licensure programs in Louisiana were recipients of the Board of Regents (BOR) Nursing Faculty Stipends which represents a decrease of 15 nurse faculty when compared to the 2010-2011 report year (Table 28). According to reports from pre-RN licensure programs, one faculty member pursuing a doctoral degree was funded by the BOR Nurse Faculty Stipend program in 2011-2012.

Table 28. Board of Regents Faculty Stipend Recipients

BOR Stipend Recipients	Masters	Doctoral	2011 Faculty Currently Employed that were BOR Stipends Recipients (Masters and Doctorate)
2011-2012	0	1	100
2010-2011	0	0	115
2009-2010	11	22	105
2008-2009	19	46	107
1 & 4 Year Variance			↓13% / ↓7%

Nurse Faculty Salaries

Noncompetitive salaries for nursing faculty has been consistently cited as one of the major reasons why there are limited numbers of qualified faculty available to teach in Louisiana’s pre-RN licensure programs. Noncompetitive salaries leads to an inadequate number of filled nurse faculty positions which is cited as a major reason for denying admission to qualified students (Maloney and Burns, 2006). According to the American Association of Colleges of Nursing (AACN, 2012), the average salary of an NP, across settings and specialties, is \$91,310 compared to \$72,028 for a master’s prepared faculty. The higher compensation in clinical and private-sector settings is luring current and potential nurse educators away from teaching (AACN, 2009). Joynt and Kimball (2008), authors of a white paper entitled *Blowing Open the Bottleneck: Designing New Approaches to Increase Nurse Education Capacity* stated “While nursing faculty compensation adjustments alone will not solve the nursing education capacity problem, the value of the educators must be acknowledged and rewarded in order to move forward”(p.12).

The Deans and Directors of pre-RN licensure programs in Louisiana reported the average salaries of nursing faculty according to the rankings of instructor, assistant professor, associate professor, and professor. The Southern Regional Education Board (SREB) mean salary for full-time instructional faculty teaching in nursing programs in four year colleges or universities in Louisiana was \$91,275 for Professors, \$68,557 for Associate Professors, \$58,067 for Assistant Professors and \$42,506 for Instructors, with the average salary being \$65,909 (SREB, 2012). Although there was an increase in 2011-2012 in mean salaries for instructors, assistant professors, and associate professors, there was a 10% decrease in the mean salary for professors teaching in pre-RN licensure programs in Louisiana (Table 29). Mean faculty salaries for assistant professors, associate professors, and professors in Louisiana still fall below the SREB mean for four year public colleges.

Table 29. Mean Salaries for Nursing Faculty (2010-2012)

Faculty Role/Rank	Instructor	Assistant Professor	Associate Professor	Professor
2012	\$52,019	\$56,768	\$65,239	\$83,851
2011	\$50,208	\$56,744	\$64,993	\$93,177
2010	\$48,801	\$55,839	\$61,917	\$74,687
1 & 3 Year Variance	↑4% / ↑7%	↑.04% / ↑2%	↑.4% / ↑5%	↓10% / ↑12%

Note: Salaries in terms of length of appointment (9 month, 10 month, or 12 month) could not be determined based on information provided in the annual report.

Age Ranges for Nurse Faculty

When planning for a projected nursing shortage, issues related to an aging nurse faculty must be addressed. The literature contends that younger nurses tend to choose practice roles over faculty roles (Joynt, and Kimball, 2008). In 2011-2012 over half (51%) of the nurse faculty in Louisiana were 51 and older (Table 30). “The average age of nurse faculty at retirement is 62.5 years with a wave of retirements expected within the next 10 years” (AACN, 2012). Approximately 106 faculty currently teaching in Louisiana’s pre-RN licensure programs are sixty-one and over and could potentially retire in the next two years.

Table 30. Age Ranges for Nurse Faculty (2009-2012)

Age Category	No. of Faculty 2009		No. of Faculty 2010		No. of Faculty 2011		No. of Faculty 2012	
	#	%	#	%	#	%	#	%
20-30	16	3	17	3	20	3	29	4
31-40	102	16	101	15	92	15	135	18
41-50	192	30	200	31	176	28	196	26
51-60	240	38	251	38	244	39	276	37
61-65	63	10	65	10	69	11	70	9
66-70	21	3	11	2	20	3	21	3
> 70	5	1	7	1	8	1	15	2
Total Faculty Reporting Age	639	100%	652	100%	629	100%	742	100%

Graduate Nursing Programs in Louisiana

Advanced Practice Registered Nurse Education in Louisiana

APRN Programs in Louisiana

There are seven Graduate Nursing Programs in Louisiana offering a degree as an Advanced Practice Registered Nurse (APRN). Six of the seven programs offer the Nurse Practitioner (NP) role; four the Clinical Nurse Specialist (CNS) role; and two the Certified Registered Nurse Anesthetist (CRNA) role (see Appendix A for a list of LSBN Approved Graduate Nursing Programs). There are currently no programs offering the Certified Nurse Midwife (CNM) role in Louisiana (Table 31).

Table 31. Advanced Practice Registered Nurse Programs in Louisiana (2012)

Masters Program	Specialties	Roles*
Grambling State University	Family Pediatrics	NP NP
Intercollegiate Consortium for a Master of Science in Nursing (ICMSN) <ul style="list-style-type: none"> • McNeese State University • Southeastern Louisiana University • University of Louisiana at Lafayette 	Adult Health Adult Psychiatric / Mental Health Family Health Family Psychiatric/Mental Health	NP/CNS NP NP NP
LSU Health Science Center	Adult Health Public/Community Health Neonatal Primary Care Family Anesthesia	CNS CNS NP NP CRNA
Loyola University	Family Adult	NP NP
Northwestern State University	Family Women’s Health Pediatric Adult Gerontology Acute Care Adult Gerontology	NP NP NP NP CNS
Our Lady of the Lake College	Nurse Anesthesia	CRNA
Southern University	Family Gerontology	NP NP/CNS

Note: Advanced Practice Registered Nurse Roles: Nurse Practitioner (NP), Clinical Nurse Specialist (CNS), Certified Registered Nurse Anesthetist (CRNA).

Admission to APRN Programs

Between 2011 and 2012, the number of students admitted to APRN programs in Louisiana decreased by 14%, with a 2% decrease in admits to NP programs and a 48% decrease in admits to CRNA programs (Table 32). The number of students admitted to CNS programs remains low, but did increase by one in 2012. It is important to keep in mind that the numbers that are addressed in the annual report do not include RNs living and working in Louisiana that have been admitted to APRN programs in other states.

Table 32. Admission to APRN Programs in LA (2011 and 2012)

Report Year	No. of Students Admitted to NP Programs	No. of Students Admitted to CNS Programs	No. of Students Admitted to CRNA Programs	Total No. of Students Admitted to APRN Programs
2012	412	5	81	498
2011	420	4	155	579
1 Year Variance	↓2%	↑25	↓48%	↓14%

Note: The 42 students admitted to the BSN-DNP program were included NP admissions in 2012.

Enrollment in APRN Programs in Louisiana

Over the past year there was an overall 26% increase in the number of students enrolled in Louisiana's APRN programs which is in direct contrast to the previous year in which there was a 10% decrease in overall enrollment. In the current report year (2011-2012) there was an increase in enrollment in programs offering all APRN roles (Table 33), compared to the previous year when there was a decrease in the number of students enrolled in these programs. Over the last five years, the number of students enrolled in NP programs has increased by 57% while the number enrolled in CRNA programs has decreased by 10%.

Table 33. Enrollment in APRN Programs in LA (2008-2012)

Report Year	No. of Students Enrolled in NP Programs	No. Students Enrolled in CNS Programs	No. Students Enrolled in CRNA Programs	Total No. Students Enrolled in APRN Programs
2012	888	10	203	1,101
2011	707	5	163	875
2010	726	18	228	972
2009	632	8	217	857
2008	567	9	225	801
1 & 5 Year Variance	↑26% / ↑57%	↑100% / ↑11%	↑25% / ↓10%	↑26% / ↑37%

Note: There were 37 NP students enrolled in Loyola's BSN-DNP program in the current report year. This number is included in the 2012 NP student enrollment.

Gender of Students Enrolled in APRN Programs in Louisiana

Although the majority of students enrolled in APRN programs in Louisiana were female (80%), there was a 60% increase in the number of male students enrolled in Louisiana's APRN programs over the last year and a 28% increase over the last 3 years (Table 34).

Table 34. Gender of Students Enrolled in APRN Programs in Louisiana (2009-2012)

Report Year	Male		Female		Total APRN Students
	#	%	#	%	
2012	221	20%	880	80%	1,101
2011	138	16%	737	84%	875
2010	206	21%	766	79%	972
2009	172	20%	685	80%	857
1 and 3 Year Variance	↑60% / ↑28%		↑19% / ↑28%		↑26% / ↑28%

Ethnicity of Students Enrolled in APRN Programs in Louisiana (2011-2012)

The majority of the students enrolled in APRN programs in Louisiana are White (71%) followed by 23% Black, 2% Hispanic, 2% Asian, and 3% Other. There was a 43% increase in the number of Asian students enrolled in APRN programs over the last year (+6 students), a 42% increase in the number of Hispanic students (+8 students), a 26% increase in the number of Blacks (+51 students) and a 24% increase in the number of White students (+150 students). In 2010-2011 there was a decrease in enrollment for Hispanics, Blacks and Whites with Asian enrollment up by 17% (Table 35).

Table 35. Ethnicity of Students Enrolled in APRN Programs in LA (2009-2012)

Report Year	White		Black		Hispanic		Asian		Other	
	#	%	#	%	#	%	#	%	#	%
2012	779	71%	251	23%	27	2%	20	2%	24	3%
2011	629	72%	200	23%	19	2%	14	2%	13	1%
2010	675	69%	215	22%	20	2%	12	1%	50	5%
2009	626	73%	197	23%	16	2%	7	1%	11	1%
1 and 4 Year Variance	↑24% / ↑24%		↑26% / ↑27%		↑42% / ↑69%		↑43% / ↑186%		↑85% / ↑118%	

Note: American Indian/Alaskan Native (8) included in *Other*.

Age of Students enrolled in APRN Programs in Louisiana

Information about the age of students enrolled in APRN programs in Louisiana was solicited for the first time on the 2011-2012 LSBN Annual Report. Over two thirds (70%) of the students enrolled in Louisiana's APRN programs are between 26 and 40 years of age, while 16% are between 41 and 50 years.

Table 36. Age of Students Enrolled in APRN Programs in LA (2012)

Report Year	17-20		21-25		26-30		31-40		41-50		51-60		>61	
	#	%	#	%	#	%	#	%	#	%	#	%	#	%
2012	0	0%	113	10%	391	36%	371	34%	180	16%	44	4%	2	.2%

Graduates from APRN Programs in Louisiana in 2012

In the 2011-2012 report year, there were a total of 307 graduates from Louisiana's APRN programs (Table 37) which represents a 10% increase when compared to the 279 graduates in the previous report year (2010-2011). The majority of the graduates were from NP programs (77%) and CRNA programs (22%), although there was a 7% decrease in the number of graduates from CRNA programs over the last year. CNS programs produced 1% of the graduates from APRN programs.

Table 37. Graduates from APRN Programs in Louisiana According to Program Type (2010-2012)

Report Year	Total No. of APRN Graduates	NP		CNS		CRNA	
		No.	%	No.	%	No.	%
2012	307	235	77%	4	1%	68	22%
2011	279	200	72%	6	2%	73	26%
2010	246	174	71%	2	1%	70	28%
1 and 3 Year Variance	↑10% / ↑25%	↑18% / ↑35%		↓33% / ↑100%		↓7% / ↓3%	

Performance of APRN Graduates on Certification Exams

Certification examinations taken by graduates from Louisiana’s APRN programs include, but are not limited to the American Nurses Credentialing Center (ANCC), the American Academy of Nurse Practitioners (AANP), the Council on Certification for Nurse Anesthetists (CCNA), the National Certification Corporation (NCC), the Pediatric Nursing Certification Board (PNCB), and the American Association of Critical Care Nurses (AACCN). In 2011-2012, 261 APRN candidates sat for their respective certification exams. Two hundred and forty-eight (248) candidates successfully passed their certification exams resulting in a 95.02% passage rate for the state (Table 38).

Table 38. Performance on APRN Certification Exams by Graduates of Louisiana’s APRN Programs (2010-2012)

Report Year	No. Taking Exam	No. Passing Exam	Passage Rate %
2012	261	248	95.02
2011	270	262	97.04
2010	233	223	95.71
1 and 3 Year Variance	↓3% / ↑12%	↓5% / ↑11%	↓2% / ↓.7%

Graduate Nursing Programs in Louisiana Offering Non-Licensure Degrees in Nursing Education and Nursing Administration

Six of the seven Graduate Nursing Programs in Louisiana offer a Masters Degree in Nursing Education and a Masters Degree in Nursing Administration (Table 39). Currently, LSBN only has jurisdiction over graduate nursing programs that lead to the APRN degree which require licensure and not those that lead to a Masters in Nursing Education or Nursing Administration. In order to better inform policy makers about nursing workforce demand and to be able to predict future nursing workforce needs, it is important to identify how many nurses are being prepared to take on faculty positions in Louisiana, as well as leadership positions in hospitals and other health care settings. A major limitation related to reporting on enrollment of Louisiana’s RNs in APRN and non-licensure Graduate Nursing programs is the inability to track those nurses that are enrolled in online or out-of-state programs that do not come under the jurisdiction of the Board of Nursing.

Table 39. Non-Licensure Masters Programs in Louisiana in Nursing Education and Administration (2011-2012)

Masters Program	Specialties	Roles
Grambling State University	Nursing Education	Nursing Educator
Intercollegiate Consortium for a Master of Science in Nursing (ICMSN) <ul style="list-style-type: none"> McNeese State University Southeastern Louisiana University University of Louisiana at Lafayette 	Nursing Education Nursing Administration	Nurse Educator Nurse Administrator
Loyola University	Health Care Management System	Nurse Administrator
LSU Health Science Center	Nursing Education Nursing Administration	Nurse Educator Nurse Administrator
Northwestern State University	Adult Critical Care (Adult) Maternal Child & Family Adult Critical Care (Adult) Maternal Child & Family	Nursing Education Nursing Education Nursing Education Nursing Administration Nursing Administration Nursing Administration
Our Lady of the Lake College	Nursing Education Nursing Administration	Nurse Educator Nurse Administrator
Southern University	Family Health Nursing	Nursing Education Nursing Administration

Admission to Non-Licensure Graduate Nursing Programs in Louisiana in 2011-2012

In the 2011-2012 report year, 226 RN students were admitted to Louisiana’s non-licensure graduate programs in Nursing Education and Nursing Administration (Table 40) which represents a 26% decrease in number when compared to the previous report year. The majority of the students (215) were admitted to Nursing Administration programs across the state which represents a 21% decrease when compared to 2010-2011. Nursing Education programs admitted 11 graduate nursing students during the 2011-2012 report year compared to 33 in the previous year, which represents a 67% decrease in the number of students selecting nursing education as a focus of study. Of the 724 students admitted to graduate nursing programs across the state, 498 (69%) were admitted to APRN programs, 215 (30%) were admitted to Nursing Administration programs, and 11 (2%) were admitted to Nursing Education programs in 2011-2012.

Table 40. Admissions to Non-Licensure Graduate Nursing Programs in Louisiana (2010-2012)

Report Year	No. of Students Admitted to Nursing Education Programs	No. of Students Admitted to Nursing Administration Programs	Total No. of Students Admitted to Non-Licensure Graduate Nursing Programs
2012	11	215	226
2011	33	271	304
2010	43	302	345
1 and 2 Year Variance	↓67% / ↓74%	↓21% / ↓29%	↓26% / ↓34%

Enrollment in Non-Licensure Graduate Nursing Programs in Louisiana

In the 2011-2012 report year, a total of 480 RN students were enrolled in Louisiana's non-licensure graduate programs in Nursing Education and Nursing Administration (Table 41). The majority of the students (436) were enrolled in Nursing Administration programs across the state. There were 44 RN students enrolled in the state's Nursing Education programs during the 2011-2012 report year which represents a 20% decrease from the previous year and a 38% decrease since 2010. Of the 1,581 students enrolled in graduate nursing programs across the state, 1,101 (70%) were enrolled in APRN programs, 436 (28%) were enrolled in Nursing Administration programs, and 44 (3%) were enrolled in Nursing Education programs during the 2011-2012 report year.

Table 41. Enrollment in Non-Licensure Graduate Nursing Programs in Louisiana (2010-2012)

Report Year	No. of Students Enrolled in Nursing Education Programs	No. of Students Enrolled in Nursing Administration Programs	Total No. of Students Enrolled in Non-Licensure Graduate Nursing Programs
2012	44	436	480
2011	55	494	549
2010	71	567	638
1 and 2 Year Variance	↓20% / ↓38%	↓12% / ↓23%	↓13% / ↓25%

Gender of Students Enrolled in Non-Licensure Graduate Nursing Programs in Louisiana

The vast majority of students enrolled in non-licensure graduate nursing programs in Louisiana are female, with only 1% males (Table 42). In the current report year there were three male RNs enrolled in Nursing Education and four in Nursing Administration.

Table 42. Gender of Students Enrolled in Non-Licensure Graduate Nursing Programs in Louisiana (2012)

Report Year	Male		Female		Total Non-Licensure Students
	#	%	#	%	
2012	7	1%	473	99%	480

Ethnicity of Students Enrolled in Non-Licensure Graduate Nursing Programs in Louisiana

During the 2011-2012 report year there was a 15% decrease in the number of Whites, a 10% decrease in the number of Blacks, and a 31% decrease in the number of Asian RN students enrolled in Louisiana's non-licensure graduate nursing programs. There was a 5% increase (+1) in the number of Hispanic RN students enrolled in the state's non-licensure graduate nursing programs (Table 43).

Table 43. Ethnicity of Students Enrolled in Non-Licensure Graduate Nursing Programs in Louisiana (2010-2012)

Report Year	White		Black		Hispanic		Asian		Other	
	#	%	#	%	#	%	#	%	#	%
2012	316	66%	104	22%	20	4%	11	2%	29	6%
2011	372	68%	115	21%	19	3%	16	3%	27	5%
2010	431	68%	138	22%	16	3%	17	3%	36	6%
1 and 3 Year Variance	↓15% / ↓27%		↓10% / ↓25%		↑5% / ↑25%		↓31% / ↓35%		↑7% / ↓19%	

Note: American Indian/Alaskan Native (5) included in *Other*.

Age of Students enrolled in Non-Licensure Graduate Nursing Programs in Louisiana

Information about the age of students enrolled in non-licensure programs in Louisiana was solicited for the first time on the 2011-2012 LSBN Annual Report. A third (33%) of the students enrolled in Louisiana's non-licensure graduate nursing programs are between 31 and 40 years of age, 27% are between 41 and 50 years, and 24% are 51 and older. Fourteen percent (14%) of the students enrolled in non-licensure programs are between 26 and 30 years of age.

Table 44. Age of Students Enrolled in Non-Licensure Graduate Nursing Programs in LA (2012)

Report Year	17-20		21-25		26-30		31-40		41-50		51-60		>61	
	#	%	#	%	#	%	#	%	#	%	#	%	#	%
2012	0	0%	8	2%	68	14%	160	33%	131	27%	105	22%	8	2%

Graduates from Non-Licensure Graduate Nursing Programs in Louisiana

In the 2011-2012 report year, there were a total of 202 graduates from Louisiana's non-licensure graduate nursing programs which represents a 9% decrease from the previous report year (Table 45). The majority of the graduates (175) were from Nurse Administration programs and 27 were from Nursing Education programs.

Table 45. Graduates from Non-APRN Programs in Louisiana According to Program Type (2010-2012)

Report Year	No. of Nursing Education Graduates		No. of Nursing Administration Graduates		Total No. of Graduates from Non-Licensure Graduate Nursing Programs
	#	%	#	%	
2012	27	13%	175	87%	202
2011	28	13%	194	87%	222
2010	31	12%	222	88%	253
1 and 3 Year Variance	↓4% / ↓13%		↓10% / ↓21%		↓9% / ↓20%

Nurse Faculty Teaching in Graduate Nursing Programs in Louisiana

Educational Preparation of Nursing Faculty Teaching in Graduate Nursing Programs in Louisiana

Faculty teaching in Graduate Nursing programs in Louisiana must have a minimum of a Masters Degree in Nursing (LSBN Rules and Regulations Title 46 Part XLVII Chapter 45, 4509 G 2.c) although most accrediting bodies prefer graduate nursing faculty have a doctorate either in nursing or in a related field outside of nursing. Seventy-six percent (119) of the faculty teaching in Louisiana's graduate nursing programs held an earned doctorate compared to 73% (105) in 2010-2011 (Table 46). A Masters' was the highest degree held by 24% of the 157 faculty teaching in graduate nursing programs in Louisiana in 2012. These individuals possessed credentials and/or expertise in an advanced practice specialty area that was recognized by both LSBN and national accrediting bodies.

Table 46. Educational Preparation of Faculty Teaching in Graduate Nursing Programs

Report Year	No. of Faculty with a Doctorate in Nursing	No. of Faculty with a Doctorate outside of Nursing	No. of Mastered Prepared Nurses Teaching in an APRN Program	Total Faculty
2012	82	37	38	157
2011	73	32	39	144
2010	73	35	38	146
2009	62	39	32	133
1 & 4 Year Variance	↑12% / ↑32%	↑16% / ↓5%	↓3% / ↑19%	↑9% / ↑18%

Filled and Vacant Nurse Faculty Positions in Graduate Nursing Programs in Louisiana

Deans and Directors of Louisiana's graduate nursing programs were asked to submit the number of budgeted full-time faculty positions that were filled for the current report year. There were 88 filled full-time nurse faculty positions reported statewide which reflects a 63% increase in the number of filled nurse faculty positions in Louisiana's graduate nursing programs compared to the previous year (54 filled positions in 2010-2011). The number of full-time and part-time faculty filling the 88 budgeted positions increased by 10% over the last year and by 38% since 2009 (Table 47). Nine (9) nurse faculty positions were reported as being vacant (2 more than 2011). There was also a 52% decrease in the number of faculty positions funded from other sources (e.g., grants, capitation funds) when compared to the previous report year.

Table 47. Faculty Positions in Graduate Nursing Programs in LA (2009-2012)

Report Year	No. of Budgeted Nurse Faculty Positions Filled	No. of Full-time and Part-time Faculty Teaching in Graduate Nursing Programs	Nurse Faculty Positions Funded from other Sources	Vacant Nurse Faculty Positions	No. of New Faculty Appointments
2012	88	165	24	9	25
2011	54	150	50	7	14
2010	72	149	50	9	13
2009	70	120	12	9	13
1 & 4 Year Variance	↑63% / ↑26%	↑10% / ↑38%	↓52% / ↑100%	↑29% / 0%	↑79% / ↑92%

Graduate Nursing Faculty Attrition

A total of 16 faculty left their teaching positions in graduate nursing programs in Louisiana in 2012 for one of the following reasons: approved paid or unpaid leave (1), resignations (6), retirement (5), and ending of contract or termination (4). This represents a 20% decrease in overall faculty attrition since 2010–2011 (Table 48).

Table 48. Graduate Nursing Faculty Attrition: Leave, Resignation, and Retirement/Death/Termination

Report Year	No. of Faculty on Leave	No. of Faculty Resignations	No. of Faculty Retiring/Death/Termination
2012	1	6	9 (5 Retirements / 4 Contracts Ended)
2011	5	9	6 (All retirements)
2010	1	5	9 (6 Retirements / 3 Contracts Ended)
2009	2	4	3 (3 Retirements)
1 & 4 Year Variance	↓80% / ↓50%	↓33% / ↑50%	↑50% / ↑200%

Gender, Ethnicity, and Age of Faculty Teaching in Graduate Nursing Programs in Louisiana

As noted in Tables 49 and 50, the majority of faculty teaching in graduate nursing programs in Louisiana are female (83%) and white (80%).

Table 49. Gender Distribution of Graduate Nursing Faculty

Report Year	Male		Female	
	#	%	#	%
2012	26	17%	127	83%

Table 50. Ethnicity of Graduate Nursing Faculty (2012)

Ethnicity	#	%
White	122	80%
Black	28	18%
Hispanic	2	1%
Asian	1	0.7%
Native American	0	0%
Other	0	0%

Sixty-one percent (61%) of the faculty teaching in graduate nursing programs in Louisiana are 51 and over. Whereas, only 15% of the graduate nursing faculty teaching in the graduate nursing programs in Louisiana are 40 or younger.

Table 51. Age Distribution of Graduate Nursing Faculty (2012)

Age Category	#	%
30 and younger	2	1%
31-40	22	14%
41-50	36	24%
51-55	27	18%
56-60	35	23%
61-65	21	14%
66-70	5	3%
>71	5	3%

NURSING EDUCATION CAPACITY IN LOUISIANA
MAJOR FINDINGS
2011-2012

Pre-RN Licensure Programs in Louisiana

Pre-RN Licensure Students

- In 2012, there were a total of 27 pre-RN licensure programs in Louisiana; 1 diploma, 12 associate degree; and 14 baccalaureate degree programs, which represents a total of one BSN program (LOL College).
- Since 2008, there has been a steady decline in the number of qualified applicants applying to pre-RN licensure programs - dropping from 5,110 applicants in 2008 to 4,544 in 2012 reflective of an 11% decrease in the last 5 years.
- The number of qualified students applying to BSN programs increased by 11% while the number of qualified students applying to AD programs decreased by 17%.
- Sixty-two percent (62%) of the 2,979 qualified applicants admitted to pre-RN licensure programs in Louisiana were admitted to BSN programs, 37% to AD programs, and 1.5% to diploma programs.
- In 2012, 13,245 students enrolled in post-secondary education settings in Louisiana declared nursing as their major, which reflects a 17% decrease from the previous report year (15,988 in 2011).
- There was an 11% increase in the number of males enrolled in Pre-RN licensure programs in 2012 compared to a 13% decrease between 2010 and 2011.
- The number of minorities enrolled in Louisiana's pre-RN licensure programs increased during the 2011-2012 report year: the number of Blacks increased by 11%, the number of Hispanic students increased by 31%, and the number of Asian students increased by 4%.
- Fifty-two percent of the graduates from pre-RN licensure programs were from BSN programs (51% in 2011), 46% from associate degree programs (48% in 2011), and 1% from the one diploma program in the state (1% in 2011).
- There was a 2% increase in the number of graduates from BSN programs as compared to a 9% decrease between 2010 and 2011, and a 3% decrease in the number of graduates from AD programs as compared to an 18% increase in the previous report year.
- The passage rate on the NCLEX-RN for graduates from Louisiana's pre-RN licensure programs in 2012 was 93.09% compared to a national average of 90.34%.

Faculty Teaching in Pre-RN Licensure Programs

- There was a 63% decrease in the number of faculty positions funded by other sources (i.e., grants, capitation funds, additional appointments, or other funding sources).
- Eighteen (18) vacant nurse faculty positions were reported by Louisiana's BSN programs and 7 by AD programs, which is in direct contrast to the previous year when the majority of vacant positions were reported by AD programs (15 in 2011) when compared to BSN programs (12 in 2011).
- Approximately two-thirds (62%) of the 85 new faculty appointments in 2011-2012 were for BSN programs, followed by 38% for AD programs.
- The number of faculty exceptions requested by pre-RN licensure programs has gone from 56 in 2009 to 35 in 2012 which represents a 38% decrease over the last four years.

- There were a total of 47 resignations in 2011-2012 (no change from the previous year), 19 retirements (18 in 2011), and 17 terminations (19 in 2011).
- The number of faculty prepared at the doctoral level increased by 2% in 2012 (16% increase in 2011), 5% increase in Masters' prepared faculty (4% increase in 2011), and a 5% decrease in the number of faculty prepared at the BSN level (9% decrease in 2011).
- In 2011-2012, one hundred nurse faculty employed in pre-RN licensure programs in Louisiana were recipients of the Board of Regents (BOR) Nursing Faculty Stipends which represents a decrease of 15 nurse faculty when compared to the 2010-2011 report year.
- Although there was an increase in mean salaries for instructors, assistant professors, and associate professors in 2012, there was a 10% decrease in the mean salary for professors teaching in pre-RN licensure programs in Louisiana.
- Mean faculty salaries for assistant professors, associate professors, and professors in Louisiana remain below the SREB mean for four year public colleges.
- "The average age of nurse faculty at retirement is 62.5 years with a wave of retirements expected within the next 10 years" (AACN, 2012). Approximately 106 faculty currently teaching in Louisiana's pre-RN licensure programs are 61 years and over and could potentially retire in the next two years.

Advanced Practice Registered Nurse Programs in Louisiana

APRN Students

- Between 2011 and 2012, the number of students admitted to APRN programs in Louisiana decreased by 14%, with a 2% decrease in admits to NP programs and a 48% decrease in admits to CRNA programs.
- Over the last five years, the number of students enrolled in NP programs has increased by 57% while the number enrolled in CRNA programs has decreased by 10%.
- Although the majority of students enrolled in APRN programs in Louisiana are female (80%), there was a 60% increase in the number of male students enrolled in Louisiana's APRN programs over the last year and a 28% increase over the last 3 years.
- There was a 43% increase in the number of Asian students enrolled in APRN programs over the last year, a 42% increase in the number of Hispanic students, a 26% increase in the number of Blacks, and a 24% increase in the number of White students.
- There was an 18% increase in the number of graduates from NP programs and a 7% decrease in the number of graduates from CRNA programs over the last year.

Non-Licensure Graduate Nursing Students

- Six of the seven Graduate Nursing Programs in Louisiana offer a Masters Degree in Nursing Education and a Masters Degree in Nursing Administration.
- Of the 724 students admitted to graduate nursing programs across the state, 498 (69%) were admitted to APRN programs, 215 (30%) were admitted to Nursing Administration programs, and 11 (2%) were admitted to Nursing Education programs in 2011-2012.
- 1,581 students were enrolled in graduate nursing programs across the state, 1,101 (70%) were enrolled in APRN programs, 436 (28%) were enrolled in Nursing Administration programs, and 44 (3%) were enrolled in Nursing Education programs during the 2011-2012 report year.
- The vast majority of students enrolled in non-licensure graduate nursing programs in Louisiana are female, with only 1% males.

- In the 2011-2012 report year, there were a total of 202 graduates from Louisiana's non-licensure graduate nursing programs which represents a 9% decrease from the previous report year. The majority of the graduates (175) were from Nurse Administration Programs and 27 were from Nursing Education programs.

Faculty Teaching in Graduate Nursing Programs

- Seventy-six percent (119) of the faculty teaching in Louisiana's graduate nursing programs held an earned doctorate compared to 73% (105 in 2010-2011).
- There were 88 filled full-time nurse faculty positions reported statewide which reflects a 63% increase in the number of filled nurse faculty positions in Louisiana's graduate nursing programs compared to the previous year (54 filled positions in 2010-2011).
- There was also a 52% decrease in the number of faculty positions funded from other sources (e.g., grants, capitation funds) when compared to the previous report year.
- A total of 16 faculty left their teaching positions in graduate nursing programs in Louisiana in 2012 for one of the following reasons: approved paid or unpaid leave (1), resignations (6), retirement (5), and ending of contract or termination (4). This represents a 20% decrease in overall faculty attrition since 2010-2011.
- The majority of faculty teaching graduate nursing programs are female (83%) and white.
- Sixty-one percent (61%) of the faculty teaching in graduate nursing programs in Louisiana are 51 and over, with 23% between 56 and 60 years of age. Only 15% of the graduate nursing faculty are 40 or younger.

NURSING SUPPLY: AVAILABLE RN NURSING WORKFORCE IN LOUISIANA
2011-2012

The Louisiana State Board of Nursing (LSBN) collects demographic information about Louisiana’s registered nurse workforce as a component of the licensure renewal process. The target population for the nursing supply data for 2012 includes all registered nurses that held an active unencumbered license to practice as a registered nurse (RN) in Louisiana any time between February 1, 2012 and January 31, 2013. Descriptive analysis of the RN supply data, along with findings based on the analysis of the data, is being presented in the 2012 LSBN Annual Report. The raw data on which this report is based can be found in Appendix D.

Licensed Registered Nurses Residing in Louisiana

The Louisiana Nurse Practice Act requires annual license renewal for registered nurses. LSBN is the state appointed agency assigned to implement, regulate, and monitor the issuance of a license to practice as an RN in the state of Louisiana. In 2012, 59,407 nurses held a license to practice as an RN in Louisiana. Of the 59,407 RNs holding a Louisiana license, 51,609 (87%) lived in Louisiana, while 7,774 (13%) reported home addresses outside of Louisiana. Overall, over the past five years, there has been a 14% increase in the number of RNs holding a license to practice nursing in Louisiana, a 15% increase in the number of RNs licensed and residing in Louisiana, and a 6% increase in the number of RNs that do not reside in Louisiana but hold a license to practice in Louisiana (Table 52).

Table 52. Licensed Registered Nurses Residing in LA (2008-2012)

Report Year	# of Nurses holding an RN License in LA (Residing in LA)	# of Nurses holding an RN License in LA (Not Residing in LA)	Total # Nurses Holding a LA RN License
2012	51,609	7,774	59,407
2011	50,142	7,630	57,788
2010	48,298	7,396	55,712
2009	46,828	7,523	54,366
2008	44,700	7,344	52,052
1 & 5 Year Variance	↑3% ↑15%	↑2% ↑6%	↑3% ↑14%

Note: Parishes were not designated for 24 licensed RNs

Age Ranges for Licensed Registered Nurses Residing in Louisiana

The average age for RNs licensed in Louisiana in 2012 was 45 (44.95) years and the median age was 44 years. The average age for RNs nationwide is 47 years (BHP, 2010). Over the last year there was a 10% decrease in the number of licensed RNs that were less than 30 years of age, whereas there was a 23% increase in the number of licensed RNs that were 60 and over (Table 53). Since 2010, the number of licensed RNs that are 60 and over has increased by 44%. Thirty-seven percent (37%) of the licensed RNs in Louisiana are 39 and younger, while 38% are 50 and over. One fourth of licensed RNs are between 40 and 49 years of age.

Table 53. Age Distribution of Licensed Registered Nurses Residing in LA (2008-2012)

Report Year	<30		30-39		40-49		50-59		60 and >	
	#	%	#	%	#	%	#	%	#	%
2012	6,717	13	12,606	24	12,682	25	12,347	24	7,257	14
2011	7,460	15	12,170	24	12,456	25	12,147	24	5,908	12
2010	7,112	15	12,073	25	12,115	25	11,941	25	5,056	10
1 & 3 Year Variance	↓10%	↓6%	↑4%	↑4%	↑2%	↑5%	↑2%	↑3%	↑23%	↑44%

Note: Ages listed above have been corrected based on birthdates.

Gender of Licensed Registered Nurses Residing in Louisiana

The gender distribution for the U.S. population is 49.2% males and 50.8% females, which does not differ significantly from that of the gender distribution for Louisiana which is 48.9% male and 51.1% female (2013 U.S. Census Bureau). Yet, the gender distribution for male RNs in Louisiana is not reflective of the state or national percentages. In Louisiana, males have consistently represented 11% of the RN workforce and females 89% (Table 54). According to a U.S. Census Bureau Study released on February 25, 2013, the proportion of male RNs has more than tripled since 1970, from 2.7% to 9.6%. Although there has been a 3% increase in the number of licensed male RNs in Louisiana over the last year, the overall percentage has not increased over the past five years.

Table 54. Gender Distribution of Licensed Registered Nurses Residing in LA (2008-2012)

Report Year	Male		Female	
	#	%	#	%
2012	5,754	11%	45,855	89%
2011	5,596	11%	44,546	89%
2010	5,393	11%	42,905	89%
2009	5,231	11%	41,597	89%
2008	5,037	11%	39,663	89%
1 & 5 Year Variance	↑3%	↑14%	↑3%	↑16%

Ethnicity of Licensed Registered Nurses Residing in Louisiana

According to the U.S. Census Bureau (2013) minorities comprise approximately 36.6% of the U.S. population. In the U.S., Hispanics represent 16.7% of the population, Blacks 13.1%, Asians 5.0%, Native Americans 1.2%, and Native Hawaiians and other Pacific Islanders 0.2%. In Louisiana, Hispanics represent 4.4% of the population, Blacks 32.4%, Asians 1.6%, Native Americans 0.7%, and Native Hawaiians and other Pacific Islanders less than 0.1%. In 2012, the racial make-up of the RN workforce in Louisiana was 80% White, 15% Black, 1% Hispanic, 1% Asian, .4% Native American, and .4% other race (Table 55). Native American and Hispanic RNs had the greatest growth in number over the past year, 18% and 13% respectively.

Table 55. Racial Distribution of Licensed Registered Nurses Residing in LA (2008-2012)

Report Year	White		Black		Hispanic		Asian		Native American / Alaskan Native	
	#	%	#	%	#	%	#	%	#	%
2012	41,483	80%	7,652	15%	757	1%	619	1%	231	.4%
2011	40,332	80%	7,164	14%	706	1%	549	1%	195	.4%
2010	39,245	83%	6,768	14%	682	1%	547	1%	195	.4%
2009	38,613	82%	6,480	14%	552	1%	561	1%	170	.4%
2008	37,087	83%	6,094	14%	515	1%	534	1%	166	.4%
1 & 5 Year Variance	↑3%	↑12%	↑7%	↑26%	↑7%	↑47%	↑13%	↑16%	↑18%	↑39%

Note: Additional breakdown includes - Native Hawaiian/Pacific Islander (66) and No Response (801).

Basic Educational Preparation of Licensed Registered Nurses Residing in Louisiana

In 2012, 47% of the RN workforce reported on their licensure renewal application that their basic educational preparation began at the baccalaureate degree or higher level, which is a 5% increase when compared to 2011 and a 14% increase since 2008. There was a 2% increase in the number of RNs reporting that their basic RN education began at the associate degree level, with a 16% increase over the previous five years. There continues to be a decline in the number of licensed RNs reporting their basic educational preparation at the diploma level (Table 56). In 2012, over one thousand RNs (1,106) reported that they were licensed as an LPN prior to pursuing education as an RN.

Table 56. Basic Educational Preparation of Registered Nurses Residing in Louisiana (2008-2012)

Report Year	Diploma Nurse		Associate Degree		Baccalaureate or Higher		Other/No Answer
	#	%	#	%	#	%	#
2012	4,370	8	20,938	41	24,393	47	802
2011	4,574	9	20,443	41	23,183	46	761
2010	4,679	10	20,439	42	22,735	47	445
2009	4,748	10	19,021	41	22,633	48	426
2008	4,808	11	18,097	40	21,353	48	433
1 & 5 Year Variance	↓4%	↓9%	↑2%	↑16%	↑5%	↑14%	

Note: 1,022 RNs reported the Masters Degree as their basic educational preparation as an RN and 31 indicated the Doctorate.

Highest Degree Held by Licensed Registered Nurses Residing in Louisiana

For the purposes of the annual report and in order to make comparisons with the 2008 National Sample Survey of Registered Nurses conducted by Health Resources and Services Administration (HRSA), only those degrees that are in nursing or a related field (i.e., doctorate in another field) will be included in the following discussion. According to the National Sample Survey of Registered Nurses (DHHS/HRSA, 2010), the highest degree held by 13.9% of the U.S. RN workforce is the diploma, 36.1% the associate degree, 36.8% the baccalaureate degree, and 13.2% the Masters/Doctorate degree. In Louisiana, the highest degree held by 6% of the RN workforce is the diploma (7% in 2011), 33% report the associate degree as being their highest educational preparation, 40% the baccalaureate degree, and 10% the Masters/Doctorate compared to 9.5% Masters/Doctorate in 2011 (Table 57). In 2012, the percentage of licensed RNs prepared at the baccalaureate or higher degree level in Louisiana exceeded the nation - Louisiana-50.9%; U.S.-50%.

Members of the RN workforce possessing doctorates in nursing reflected a 20% increase between 2011 and 2012 and a 93% increase over the past five years. Overall, there was an increase in the number of RNs holding all forms of doctorates except for the PhD in nursing. There was an 80% increase in the number of licensed RNs holding a DNP over the past year and a 185% increase over the past three years. In contrast, the number of RNs holding a PhD in nursing decreased by 16% between 2011 and 2012 (Table 58).

Table 57. Highest Degree held by Registered Nurses Residing in LA (2008-2012)

Report Year	Diploma in Nursing	Associate Degree	Bachelors in Nursing	Bachelors not in Nursing	Masters in Nursing	Masters not in Nursing	Doc. in Nurs.	Doc. not in Nurs.
2012	2,970	16,870	20,878	3,018	4,919	1,462	237	246
2011	3,358	16,485	20,132	2,731	4,452	1,553	197	168
2010	3,513	16,104	19,402	2,593	4,103	1,544	168	163
2009	3,645	15,853	18,575	2,496	3,946	1,545	161	225
2008	3,524	15,361	17,842	2,495	3,426	1,530	123	210
1 & 5 Year Variance	↓12% ↓16%	↑2% ↑10%	↑4% ↑17%	↑11% ↑21%	↑10% ↑44%	↓6% ↓4%	↑20% ↑93%	↑46% ↑17%

Note: No Response = 801 and Associate not in nursing = 208

Table 58. Types of Doctorates held by Licensed RNs Residing in Louisiana (2010-2012)

Report Year	PhD in Nursing	Doctorate in Other Field	DNP	DNS
2012	78	246	97	62
2011	93	244	54	50
2010	92	242	34	42
1 and 3 Year Variance	↓16% / ↓15%	↑1% / ↑2%	↑80% / ↑185%	↑24% / ↑48%

Note: Juris doctorates are included in 'Doctorate in other field.'

Number of Years Licensed Registered Nurses Residing in Louisiana Plan to Work

In 2012, 7,773 nurses (15%) reported that they only plan to work an additional 0-5 years as an RN, which reflects a 7% increase since 2011. Nineteen percent (19%) of the licensed RNs plan to work an additional 6-10 years, which is equivalent to approximately 34% of licensed RNs in Louisiana reporting that they plan to be out of the nursing workforce within the next 10 years. It is interesting to note that over the last five years there has been a 32% increase in the number of RNs that plan to work over twenty years and a 28% increase in the number that plan to work between zero and five years (Table 59).

Table 59. Number of Years Licensed Registered Nurses in Louisiana Plan to Work

Report Year	0-5 years		6-10 years		11-20 years		Over 20 years		No Answer #
	#	%	#	%	#	%	#	%	
2012	7,773	15	10,023	19	15,626	30	17,386	34	801
2011	7,296	15	9,851	20	15,775	31	16,480	33	740
2010	6,907	14	9,763	20	15,582	32	15,624	32	422
2009	6,866	15	9,713	21	15,736	34	14,123	30	390
2008	6,096	14	9,450	21	15,792	35	13,161	29	201
1 & 5 Year Variance	↑7%	↑28%	↑2%	↑6%	↓1%	↓1%	↑5%	↑32%	

Employment Distribution of Licensed Registered Nurses Residing in Louisiana

The majority of RNs holding an active RN license in Louisiana reported full-time employment (73%), while 10% reported part-time employment. There was a 10% increase in the number of RNs that are working full-time and a 9% decrease in the number that are working part-time between 2008 and 2012. Although there was an overall 23% increase in the number of unemployed RNs in Louisiana between 2008 and 2012, the number of unemployed RNs decreased by 5% during the 2011-2012 report year (Table 60). Nurses that were not employed indicated that they were either unemployed and seeking a nursing position (1,531) or unemployed not seeking work as a nurse (2,626).

Table 60. Employment Distribution of Licensed Registered Nurses Residing in LA (2008-2012)

Report Year	Full-Time Nursing		Part-Time Nursing		Employed Other		Not Employed		No Response
	#	%	#	%	#	%	#	%	#
2012	37,875	73	5,277	10	928	2	4,157	8	801
2011	37,157	74	6,488	13	1,178	2	4,366	9	740
2010	36,171	75	6,227	13	1,150	2	4,116	9	422
2009	35,485	76	6,080	13	1,145	2	3,330	7	384
2008	34,432	77	5,818	13	871	2	3,388	8	191
1 & 5 Year Variance	↑2%	↑10%	↓19%	↓9%	↓21%	↑7%	↓5%	↑23%	

Note: Per Diem employment = 1,790; Volunteer = 188; Retired = 593.

There was a 24% increase in the number of licensed RNs citing home/family care as the reason they were not employed. There was a decrease in the percentage of RNs reporting that they experienced difficulty in finding a nursing position (3% decrease), RNs that were not employed because they were currently in school (3% decrease), and RNs that were disabled and could not work (9% decrease). It is interesting to note that there was a 35% decrease in the number of licensed RNs reporting they were retired compared to a 21% increase in the previous report year (Table 61).

Table 61. Reasons for Unemployment (2010-2012)

Report Year	Home/Family Care	Retired	Difficulty Finding a Nursing Position	Currently in School	Disabled
2012	2,537	593	487	415	287
2011	2,048	916	501	426	316
2010	1,834	754	468	413	269
1 and 3 Year Variance	↑24% / ↑38%	↓35% / ↓21%	↓3% / ↑4%	↓3% / .5%	↓9% / ↑7%

Note: Additional reasons for unemployment included inadequate salary (39) and other (1,615)

Employers of Licensed Registered Nurses Residing in Louisiana

The percentage of RNs employed by hospitals increased from 56% in 2010-2011 to 58% in 2011-2012 (Table 62). There was also an increase in the number of nurses employed in both community health (39% increase) and public health (25% increase) during 2011-2012. Between 2011 and 2012 there was a 17% decrease in the number of RNs employed in long-term care.

Table 62. Field of Employment for Licensed Registered Nurses Residing in LA (2008-2012)

Report Year	Hospital	Home Health	Clinic/ Ambulatory Care	Long Term Care	Nurse Educator	School Nurse	Comm. Health	Public Health
2012	29,875	3,249	4,326	1,684	1,058	951	931	518
2011	28,283	3,282	4,260	2,018	1,161	851	670	413
2010	27,722	3,251	3,927	1,888	1,151	827	628	441
2009	28,014	2,886	4,545	1,468	1,125	799	865	
2008	27,046		3,885	1,300	972	736		
1, 3, 4 & 5 Year Variance	↑6% ↑10%	↓1% ↑13%	↑2% ↑11%	↓17% ↑30%	↓9% ↑9%	↑12% ↑29%	↑39% ↑8%	↑25% ↑17%

NOTE – Correctional facility (248), insurance claims/benefits (652), occupational health (254) and policy/planning/regulatory/licensing agency (189) are not included in Table 62.

Positions Held by Licensed Registered Nurses Residing in Louisiana

Sixty-three percent (32,625) of RNs licensed in Louisiana in 2012 were employed as staff nurses. Approximately 11% (5,458) of the RN workforce were nurse managers, 7% (3,448) APRNs, 3% (1,440) faculty, and 2% (1,078) administrators (Table 63). The positions showing the greatest growth in numbers overall for both one year and five year intervals were nurse managers, APRNs, and staff nurses. There continues to be a decline in the number of RNs serving as nurse administrators and there was a 6% decrease in the number of RNs teaching in schools of nursing.

Table 63. Types of Positions Held by Licensed Registered Nurses Residing in Louisiana (2008-2012)

Report Year	Staff Nurse	Nurse Manager	Advanced Practice	Administrator	Faculty	Other	No Ans.
2012	32,625	5,458	3,448	1,078	1,440	5,763	804
2011	30,165	4,329	3,104	1,428	1,525	5,697	740
2010	29,608	4,231	2,871	1,492	1,413	5,349	422
2009	29,115	3,609	2,871	2,386	1,193	4,956	386
2008	28,135	4,148	2,370	1,617	1,142	6,477	195
1 & 5 Year Variance	↑8% ↑16%	↑26% ↑32%	↑11% ↑45%	↓25% ↓33%	↓6% ↑26%	↑1% ↓11%	

Other health: 3,785; Other non-health: 1,978; Consult: 796; Researcher: 197

Major Clinical, Teaching or Practice Areas Reported by Registered Nurses Residing in Louisiana

As noted in Table 64, five clinical, teaching, or practice areas in Louisiana with the largest number of RNs (licensed and residing in Louisiana) in 2012 were: medical-surgical units (8,131); acute care/critical care (6,544); emergency room/trauma (3,384); pediatrics/neonatal (2,895); and home health (2,552). There has been a 51% increase in the number of licensed RNs working in pediatrics/neonatal since last year and a 64% increase over the past five years. There was a 20% decrease in the number of RNs working in general practice/adult family health in the 2011-2012 report year.

Table 64. Major Clinical, Teaching or Practice Areas Reported by Licensed Registered Nurses Residing in LA (2008-2012)

Clinical, Teaching or Practice Area	2008	2009	2010	2011	2012	1 & 5 Year Variance	
Medical-Surgical	6,811	7,492	6,789	7,009	8,131	↑16	↑19%
Acute Care / Critical Care	5,610	4,983	5,485	5,672	6,544	↑15%	↑17%
Emergency Room / Trauma	2,808	2,957	2,959	3,139	3,384	↑8%	↑21%
Pediatrics / Neonatal	1,765	1,914	1,863	1,913	2,895	↑51%	↑64%
Home Health					2,552		
General Practice / Adult Family Health	1,859	2,044	2,811	2,966	2,369	↓20%	↑27%
Maternal Child	2,831	3,104	2,617	2,486	2,280	↓8%	↓19%
Psych-Mental Health	2,043	2,096	2,125	2,116	2,150	↑2%	↑5%
Geriatrics / Gerontology	1,534	1,767	1,919	1,989	1,922	↓3%	↑25%
Anesthesia	1,235	1,290	1,241	1,289	1,519	↑18%	↑23%
Oncology	988	1,014	1,008	1,049	1,088	↑4%	↑10%
Women's Health			821	902	1,066	↑18%	
Rehab			769	810	807	↓.4%	
School Health			637	672	834	↑24%	
Palliative Care			539	620	597	↓4%	
Occupational Health	310	315	271	285	326	↑14	↑5%
Other	10,139	11,011	8,137	8,422	11,227	↑33	↑11%
No Answer	194	384	422	740	804		

Note: Community Health = 660; Public Health = 454

Licensed Registered Nurses Residing in Louisiana Providing Direct Patient Care in 2012

Nurses are the single largest component of the health care workforce and they provide the majority of direct care to patients (Institute of Medicine Report on the Future of Nursing, 2011; National Advisory Council on Nurse Education and Practice, 2008). This is true not only for the nation, but also for Louisiana. The majority of RNs licensed and residing in Louisiana in 2012 (80%) reported that they provided direct patient care in their practice, which is a 2% increase from the previous year (Table 65).

Table 65. Licensed Registered Nurses Residing in LA Providing Direct Patient Care (2010-2012)

RNs Residing in Louisiana	No. of RNs Providing Direct Patient Care	Total No. Licensed RNs	% of Total RNs Providing Direct Patient Care	No Answer
2012	41,451	51,609	80%	832
2011	40,647	50,142	81%	771
2010	39,576	48,298	82%	486
1 and 3 Year Variance	↑2% / ↑5			

Salaries from Positions held as a Registered Nurse Living in Louisiana

Of the 37,853 RNs licensed and residing in LA in 2012 that reported working full-time, 47% (17,841) reported annual salaries between \$50,001 and \$75,000. Twenty percent of the full-time RN workforce reported receiving annual salaries between \$35,001 to \$50,000 and twenty-three percent reported receiving salaries between \$75,001 and \$150,000. There was an 18% increase in the number of RNs working full-time reporting annual salaries between \$75,001 and \$100,000 (Table 66a). Annual salaries greater than \$100,000 dollars were reported by 7% of RNs working full-time in 2012, an increase of 1% when compared to 2011.

Table 66a. Salaries of Licensed Registered Nurses Living in Louisiana Working Full-Time (2009-2012)

Year	\$15,000 or less	\$15,001 to \$25,000	\$25,001 to \$35,000	\$35,001 to \$50,000	\$50,001 to \$75,000	\$75,001 to \$100,000	\$100,001 to \$150,000	>\$150,000	Declined
2012	259	283	1,006	7,681	17,841	6,906	1,928	597	1,352
2011	204	276	1,027	7,815	17,498	6,733	1,753	536	1,301
2010	258	261	1,002	7,648	17,163	6,337	1,675	517	1,285
2009	602	434	1,103	6,996	15,580	5,869	1,646	487	1,803
1 & 4 Year Variance	↑27% ↓57%	↑3% ↓35%	↓2% ↓9%	↓2% ↑10%	↑2% ↑15%	↑3% ↑18%	↑10% ↑17%	↑11% ↑23%	↑4% ↓25%

Note: Information was available on 37,853 Licensed RNs residing in Louisiana working full-time in 2012.

Approximately 5,273 RNs licensed and residing in LA reported that they worked part-time in 2012. Twenty-seven percent (1,398) of the RNs working part-time reported salaries of \$25,000 or less, 20% (1,074) reported annual salaries between \$25,001 and \$35,000, 31% (1,634) between \$35,001 and \$50,000, and 14% (757) indicated they had annual part-time salaries of \$50,001 to \$75,000 (Table 66b). Annual part-time salaries greater than \$100,000 were reported by less than 1% of RNs working part-time.

Table 66b. Salaries of Licensed Registered Nurses Living in Louisiana Working Part-Time (2009-2012)

Year	\$15,000 or less	\$15,001 to \$25,000	\$25,001 to \$35,000	\$35,001 to \$50,000	\$50,001 to \$75,000	\$75,001 to \$100,000	\$100,001 to \$150,000	>\$150,000	Declined
2012	631	767	1,074	1,634	757	106	28	7	269
2011	999	984	1,393	1,878	757	101	36	10	326
2010	981	982	1,300	1,754	729	119	23	2	330
2009	680	899	1,137	1,535	833	197	70	25	489
1 & 4 Year Variance	↓37% ↓7%	↓22% ↓15%	↓23% ↓6%	↓13% ↑6%	0% ↓9%	↑5% ↓46%	↓22% ↓60%	↓30% ↓72%	↓17% ↓45%

Note: Information was available on 5,273 licensed RNs residing in Louisiana working part-time in 2012.

Advanced Practice Registered Nurses

There was a 30% increase in the number of APRNs holding a license to practice in Louisiana between 2008 and 2012. The number of APRNs licensed and residing in Louisiana has increased by 33% since 2008, while the number of licensed APRNs residing outside of Louisiana has increased by 10% over the last five years (Table 67).

Table 67. Number of Advanced Practice Registered Nurses Licensed in LA (2008-2012)

Report Year	# of APRNs holding a LA License (Residing in LA)	# of APRNs holding a LA License (Not Residing in LA)	Total # APRNs with an APRN License in LA
2012	3,821	409	4,234
2011	3,547	391	3,939
2010	3,309	379	3,688
2009	3,297	395	3,692
2008	2,871	373	3,244
1 & 5 Year Variance	↑8% ↑33%	↑5% ↑10%	↑7% ↑31%

Roles of Advanced Practice Registered Nurses Employed and Residing in Louisiana

In 2012, 58% (2,205) of all APRNs licensed and residing in Louisiana were nurse practitioners, 32% (1,220) were Certified Registered Nurse Anesthetists, 4% (139) were Clinical Nurse Specialists, and 0.6% (23) were Certified Nurse Midwives (Table 68). There was a 58% increase in the number of NPs licensed and residing in Louisiana between 2008 and 2012 and a 12% increase between 2011 and 2012. The number of Clinical Nurse Specialist licensed and residing in Louisiana decreased by 11% during the past year and by 21% over the past five years. The number of APRNs reporting that they were not working as an APRN increased by 3% between 2011 and 2012, and by 32% between 2008 and 2012.

Table 68. Roles of Advanced Practice Registered Nurses Residing in LA (2008-2012)

Report Year	Nurse Practitioner	CNM	CRNA	CNS	Not Employed as an APRN	No Response	Total
2012	2,205	23	1,220	139	170	64	3,821
2011	1,966	23	1,191	156	165	46	3,547
2010	1,760	28	1,154	158	159	50	3,309
2009	1,769	23	1,129	177	151	48	3,297
2008	1,399	21	1,089	175	129	58	2,871
1 & 5 Year Variance	↑12% ↑58%	0% ↑10%	↑2% ↑12%	↓11% ↓21%	↑3% ↑32%		

Advanced Practice Registered Nurses Residing in Louisiana with Prescriptive Authority

Fifty-eight percent (2,210) of APRNs holding a license to practice in Louisiana and also reside in Louisiana have prescriptive authority. The number of licensed APRNs having prescriptive authority in Louisiana increased by 70% between 2008 and 2012, with a 14% increase noted between 2011 and 2012 (Table 69).

Table 69. Number of Advanced Practice Registered Nurses Residing in LA with Prescriptive Authority (2008-2012)

Report Year	APRNs Residing in Louisiana with Prescriptive Authority	Total # APRNs Residing in LA	% of APRNs Residing in LA with Prescriptive Authority
2012	2,210	3,821	58%
2011	1,933	3,547	54%
2010	1,694	3,309	51%
2009	1,688	3,297	51%
2008	1,301	2,871	45%
1 & 5 Year Variance	↑14% ↑70%	↑8% ↑33%	

NURSING SUPPLY: AVAILABLE RN NURSING WORKFORCE IN LOUISIANA

Major Findings

- In 2012, 59,407 nurses held a license to practice as a registered nurse (RN) in Louisiana which reflects a 3% increase in the number of nurses licensed to practice in Louisiana over the last year and a 14% increase over the previous 5 years.
- Of the 59,407 RNs holding a Louisiana license, 51,609 (87%) lived in Louisiana, while 7,774 (13%) reported home addresses outside of Louisiana.
- The majority of RNs holding an active RN license in Louisiana reported full-time employment (73%), while 10% reported part-time employment.
- There was a 10% increase in the number of RNs that are working full-time and a 9% decrease in the number that were working part-time between 2008 and 2012.
- Although there was an overall 23% increase in the number of unemployed RNs in Louisiana between 2008 and 2012, the number of unemployed RNs decreased by 5% during the 2011-2012 report year.
- There was a 24% increase in the number of licensed RNs citing home/family care as the reason they were not employed.
- There was a 35% decrease in the number of licensed RNs reporting they were retired compared to a 21% increase in the previous report year.
- The percentage of RNs employed by hospitals increased from 56% in 2011 to 58% in 2012.
- Since 2008, there has been a 30% increase in the number of RNs working in long-term care facilities, however between 2011 and 2012 there was a 17% decrease in the number of RNs employed in long-term care.
- There was an increase in the number of nurses employed in both community health (39% increase) and public health (25% increase) during 2011-2012.
- The average age for RNs licensed in Louisiana in 2012 was 45 (44.95) years and the median age was 44 years. The average age for RNs nationwide is 47 years (BHPPr., 2010).
- Over the last year there was a 10% decrease in the number of licensed RNs that were less than 30 years of age and there was a 23% increase in the number of licensed RNs that were 60 and over.
- Since 2010, the number of licensed RNs that are 60 and over has increased by 44%.
- Although there has been a 3% increase in the number of licensed male RNs in Louisiana over the last year, the overall percentage has not increased over the past five years.
- In 2012, the racial make-up of the RN workforce in Louisiana was 80% White, 15% Black, 1% Hispanic, 1% Asian, .4% Native American, and .4% other race.
- There was a 2% increase in the number of RNs reporting that their basic RN education began at the associate degree level and a 5% increase in those reporting the baccalaureate degree as their entry level RN education.
- In 2012, the percentage of licensed RNs prepared at the baccalaureate or higher degree level in Louisiana exceeded the nation - Louisiana-50.9%; U.S.-50%.
- Members of the RN workforce possessing doctorates in nursing reflected a 20% increase between 2011 and 2012 and a 93% increase since 2008.
- There was an 80% increase in the number of licensed RNs holding a DNP over the past year and a 185% increase over the past three years. In contrast, the number of RNs holding a PhD in nursing decreased by 16% between 2011 and 2012.

- Approximately 34% of licensed RNs in Louisiana reported that they only plan to work up to 10 more years as a nurse and 34% plan to work over 20 more years in nursing.
- The nursing positions showing the greatest growth in numbers overall for both one year and five year intervals were nurse managers, APRNs, and staff nurses.
- There continues to be a decline in the number of RNs serving as nurse administrators and there was a 6% decrease in the number of RNs teaching in schools of nursing.
- The five clinical, teaching, or practice areas in Louisiana with the largest number of RNs employed were: medical-surgical units (8,131); acute care/critical care (6,544); emergency room/trauma (3,384); pediatrics/neonatal (2,895); and home health (2,552).
- Sixty-five percent of licensed RNs working full-time and residing in Louisiana reported annual incomes from working as a nurse between \$50,001 and \$100,000.

Advanced Practice Registered Nurses in Louisiana

- There was a 31% increase in the number of APRNs holding a license to practice in Louisiana between 2008 and 2012.
- In 2012, 58% (2,205) of all APRNs licensed and residing in Louisiana were nurse practitioners, 32% (1,220) were Certified Registered Nurse Anesthetists, 4% (139) were Clinical Nurse Specialists, and 0.6% (23) were Certified Nurse Midwives.
- There was a 58% increase in the number of NPs licensed and residing in Louisiana between 2008 and 2012 and a 12% increase between 2011 and 2012.
- Fifty-eight percent (2,210) of APRNs holding a license to practice in Louisiana and residing in Louisiana have prescriptive authority.
- The number of licensed APRNs having prescriptive authority in Louisiana increased by 70% between 2008 and 2012, with a 14% increase noted between 2011 and 2012.

References

- American Academy of Nurse Practitioners (August, 2010). *2009-10 AANP National NP Survey: Income & Benefits* retrieved on April 24, 2012 from http://www.aanp.org/NR/rdonlyres/AC773A15-35BA-4AAC-9734-56516ACE8142/0/OnlineReport_Compensation2.pdf
- American Association of Colleges of Nursing (2012). *Nursing Faculty Shortage Fact Sheet* retrieved on 4-23-2012 from <http://www.aacn.nche.edu/media-relations/fact-sheets/nursing-faculty-shortage>
- American Association of Colleges of Nursing (2009). *Doctor of nursing practice (DNP) programs: Frequently asked questions*. Retrieved from <http://www.aacn.nche.edu/DNP/DNPFAQ.htm>
- Aradottir, S., Asanovska, G., Gjerss, S., Hansson, P., & Alling, C. (2006), Phosphatidylethanol (PEth) Concentrations in blood are correlated to reported alcohol intake in alcohol-dependent patients. *Alcohol & Alcoholism*, 41 (4), 431-437.
- Benner, P., Sutphen, M., Leonard, V. and Day, L. (2010). *Educating nurses: A call for radical transformation*. San Francisco, CA: Jossey-Bass.
- Florida Center for Nursing (2010). Florida Nursing Education Capacity and Nurse Faculty Supply/Demand. Retrieved on May 15, 2012 from http://www.flcenterfornursing.org/files/2010_Education_Report.pdf
- Florida Center for Nursing (2010). Florida's RN and ARNP Supply. Retrieved on May 15, 2012 from http://www.flcenterfornursing.org/files/RN_Supply_2010.pdf
- Joynt, J. & Kimball, B. (2008). *Blowing open the bottleneck: Designing new approaches to increase nurse education capacity* (A white paper commissioned by the Robert Wood Johnson Foundation, the Center to Champion Nursing in America, and the U.S. Department of Labor, Employment and Training Administration). Retrieved from <http://www.rwjf.org/files/research/3335.32415.pdf>
- Institute of Medicine Report on the Future of Nursing (2011). *The Future of Nursing: Leading Change, Advancing Health*. Washington, D.C.: The National Academies Press.
- Louisiana State Board of Nursing Rules and Regulations Title 46 (n.d.). Professional and Occupational Standards Part XLVII Subpart 2. Registered Nurses.
- National Advisory Council on Nurse Education and Practice (2008). *Meeting the challenges of the new millennium: Challenges facing the nurse workforce in a changing health care environment*. Retrieved from <ftp://ftp.hrsa.gov/bhpr/nursing/sixth.pdf>.
- National Council State Boards of Nursing (2013). *Passing Standard: Setting the NCLEX Passing Standards*. Retrieved from <https://www.ncsbn.org/2630.htm>

- National Council State Boards of Nursing (2010). *Substance Use Disorder in Nursing: A Resource Manual and Guidelines for Alternative and Disciplinary Monitoring Programs*. Retrieved from https://www.ncsbn.org/SUDN_10.pdf.
- National Institute on Drug Addiction, (2009). How effective is drug addiction treatment? Retrieved from <http://www.drugabuse.gov/publications/principles-drug-addiction-treatment/frequently-asked-questions/how-effective-drug-addiction-treatment>
- Rollet, J. (2010). 2009 National salary and workplace survey: Good news in troubled economy. *Advance for Nurse Practitioners: A source for peer reviewed and clinical information*. Retrieved from <http://nurse-practitioners.advanceweb.com/features/top-story/2009-national-salary-and-workplace-survey-results.aspx>
- Southern Association of Colleges and Schools (2010). *Accrediting standards*. Retrieved from <http://www.sacscoc.org/principles.asp>.
- Southern Regional Education Board (2012). *Higher Education Faculty & Administrators: Average Salaries of Full-Time Instructional Faculty at Public Four-Year Colleges and Universities* retrieved on 4-23-2012 from http://www.sreb.org/page/1360/data_library_higher_ed_faculty_administrators.html#Faculty_and_Administrators
- Southern Regional Education Board (2010). *Data library: Higher education faculty and administrators – salaries and characteristics*. Retrieved from http://www.sreb.org/page/1360/data_library_higher_ed_faculty_administrators.html
- U.S. Census Bureau (2013). *Men in Nursing Occupations* retrieved on March 25, 2013 at http://www.census.gov/newsroom/releases/pdf/cb13-32_men_in_nursing_occupations.pdf
- U.S. Census Bureau (2010). *State and County QuickFacts* retrieved on April 19, 2012 at <http://quickfacts.census.gov/qfd/states/22000.html>
- U. S. Census Bureau (2009). *State and Country QuickFacts*. Retrieved from <http://quickfacts.census.gov/qfd/states/22000.html>
- U. S. Department of Health and Human Services Health Resources and Services Administration (2010). *The registered nurse population: Initial findings from the 2008 national sample survey of registered nurses*. Retrieved from <http://bhpr.hrsa.gov/healthworkforce/rnsurvey/initialfindings2008.pdf>
- U. S. Department of Health and Human Services Health Resources and Services Administration (2006). *The registered nurse population: Initial findings from the 2004 national sample survey of registered nurses*. Retrieved from <http://bhpr.hrsa.gov/healthworkforce/rnsurvey04/default.htm>

APPENDIX A

LSBN Approved Nursing Education Programs

Louisiana State Board of Nursing

17373 Perkins Road
Baton Rouge, LA 70810
Telephone: (225) 755-7500 Fax: (225) 755-7580
www.lsbns.state.la.us

LSBN APPROVED NURSING EDUCATION PROGRAMS

DIPLOMA PROGRAM

Baton Rouge General Medical Center

School of Nursing
3616 North Boulevard
Baton Rouge, LA 70806
225-387-7623 FAX 225-381-6168
Director: Carol Tingle, PhD, MSN, RN
Approval Status: Full

ASSOCIATE DEGREE PROGRAMS

Baton Rouge Community College

Division of Nursing & Allied Health
201 Community College Drive
Baton Rouge, LA 70806
225-216-8047 FAX 225-216-8100
Dean: Elaine Vallette, DrPH, RN
Approval Status: Full

LSU at Alexandria

Division of Nursing
8100 Highway 71 South
Alexandria, LA 71302
318-473-6459 FAX 318-473-6567
Chair: Elizabeth Battalora, DHSc, RN
Approval Status: Full

Bossier Parish Community College

Division of Science and Allied Health
Nursing Program
6220 East Texas Street
Bossier City, LA 71111
318-678-6267 FAX 318-678-6199
Program Director: Sharon Turley, MSN, RN
Approval Status: Full

LSU at Eunice

Division of Nursing & Allied Health
P.O. Box 1129
Eunice, LA. 70535
337-550-1357 FAX 337-550-1289
Acting Program Director: Jennifer Creswell, MSN,
APRN
Approval Status: Full

Delgado Community College/Charity School of Nursing

450 South Claiborne Avenue
New Orleans, LA. 70112
504-568-6411 FAX 504-568-5494
Executive Dean CSN Campus/
Dean: Cheryl Meyers, PhD, RN
Approval Status: Full

Louisiana Delta Community College

Division of Nursing
7500 Millhaven Road
Monroe, LA 71203
318-345-9174 FAX 318-345-9573
Director, RN Program
Marcus Gaut, MSN, RN, CPE
Approval Status: Full

Fletcher Technical Community College

Nursing and Allied Health
5396 Highway 311
Houma, LA 70360
985-857-3655
Fax 985-857-3689
Sonia F. Clarke, RN, HCSM, MSN
Dean of Nursing and Allied Health
Approval Status: Full

Louisiana Tech University

Division of Nursing
P. O. Box 3152
Ruston, LA. 71272
318-257-3101 or 318-257-3103
FAX 318-257-4569
Director: Pamela Moore, RN, MSN, CNS, CPN
Approval Status: Conditional

McNeese State University

College of Nursing

P.O. Box 90415

Lake Charles, LA 70609

337-475-5820 FAX 337-475-5924

Department Head: Rebecca Riley, MS, RN

Dean: Peggy Wolfe, PhD, RN

Approval Status: Full

Northwestern State University

College of Nursing

Nursing Education Center

1800 Line Avenue

Shreveport, LA. 71101-4612

318-677-3100 FAX 318-677-3127

Associate Director, ASN Program: Pamela Holcombe,
MSN, RN

Senior Director: Pamela Simmons, PhD, RN

Dean: Norann Y. Planchock, PhD, APRN, FNP-BC

Approval Status: Full

Southern University at Shreveport

School of Nursing

Metro Center-610 Texas St., Ste. 500D

Shreveport, LA 71101

318-670-9641 FAX 318-670-6639

Dean: Sandra Tucker, PhD, RN, JD

Approval Status: Conditional

BACCALAUREATE PROGRAMS

Dillard University

School of Nursing
2601 Gentilly Blvd. PSB 102
New Orleans, LA. 70122-3097
504-816-4717 FAX 504-816-4861
Interim Chair: Mary Green, PhD, MN, RN
Approval Status: Full

Grambling State University

School of Nursing
Box 4272
Grambling, LA. 71245
318-274-2672 FAX 318-274-3491
Interim Associate Dean: Danita Potter, PhD, RN
BSN Program Director: Jamil Norman, PhD, RN
Approval Status: Conditional

Louisiana College

Division of Nursing
1140 College Drive - Box 556
Pineville, LA. 71359-0556
318-487-7127 FAX 318-487-7488
Dean: Kimberly Sharp, PhD, RN
Approval Status: Full

LSU Health Sciences Center

School of Nursing
1900 Gravier
New Orleans, LA. 70112
Assistant Dean for Student Services: Catherine Lopez,
RN, MEd
504-568-4180 FAX 504-568-5154
Dean: Demetrius Porche, DNS, APRN, FNP, PhD
Approval Status: Full

McNeese State University

College of Nursing
P.O. Box 90415
Lake Charles, LA. 70609
337-475-5820 FAX-337-475-5924
Department Head for Undergraduate Nursing Programs:
Rebecca Riley, MS, RN
Dean: Peggy Wolfe, PhD, RN
Approval Status: Full

Nicholls State University

College of Nursing and Allied Health
University Station - Box 2143
Thibodaux, LA. 70310
985-448-4696 FAX 985-448-4932
Department Head: Rebecca Lyons, MSN, RN, CCRN
Dean: Velma Westbrook, DNS, RN, MA
Approval Status: Full

Northwestern State University of Louisiana

College of Nursing
Nursing Education Center
1800 Line Avenue
Shreveport, LA. 71101-4612
318-677-3100 FAX 318-677-3127
BSN Program: Linda Copple, MSN, MBA
Senior Director: Pamela Simmons, PhD, RN
Dean: Norann Y. Planchock, PhD, APRN, FNP-BC
Approval Status: Full

Our Lady of the Lake College

School of Nursing
7500 Hennessy Boulevard
Baton Rouge, LA. 70809
225-768-1750 FAX 225-768-1760
Dean: Jennifer Beck, PhD, RN, CNE
Approval Status: Initial

Our Lady of Holy Cross College

Department of Nursing and Allied Health
4123 Woodland Drive
New Orleans, LA. 70131
504-398-2213 FAX 504-391-2421
Provost and Chair, Dept. of Nursing and Allied Health
Patricia Prechter, RN, MSN, Ed.D.
Approval Status: Full

Southeastern Louisiana University

School of Nursing
SLU 10781
Hammond, LA. 70402
985-549-21562 FAX 985-549-5087 or 5179
Interim Dept. Head: Eileen Creel, DNS, RN
Dean: Ann Carruth, DNS, RN
Approval Status: Full

Southern University

School of Nursing
P.O. Box 11794
Baton Rouge, LA. 70813
225-771-2166 FAX 225-771-2641
BSN Chair: Jacqueline Hill, PhD, RN
Dean: Janet Rami, PhD, RN
Approval Status: Full

University of Louisiana Lafayette

College of Nursing & Allied Health Professions
P.O. Box 43810
Lafayette, LA. 70504
337-482-6808 FAX 337-482-5649
Department Head and Associate to Dean: Lisa
Broussard, DNS, RN, CNE
Associate Dean: Melinda Oberleitner, DNS, APRN, CNS
Dean: Gail Poirrier, DNS, RN
Approval Status: Full

University of Louisiana Monroe

School of Nursing
700 University Avenue
Monroe, LA. 71209-0460
318-342-1640 FAX 318-342-1567
Director: Emily Doughty, EdD, RN
Approval Status: Full

William Carey University

New Orleans Campus
School of Nursing
N.O.B.T.S.
3939 Gentilly Blvd., Box 308
New Orleans, LA 70126
504-286-3275 FAX 504-286-3299
Dean of Nursing Program:
Janet Williams, PhD, RN
Approval Status: Full

LSBN APPROVED GRADUATE PROGRAMS IN NURSING

Grambling State University

School of Nursing
P.O. Box 4272
Grambling, LA 71245
MSN Program Director:
Rhonda Hensley, EdD, APRN, BC
318-274-2897
Interim Associate Dean: Danita Potter, PhD, RN
Approval Status: Full
Degrees: MSN
Programs: FNP (MSN, PMC)
PNP (MSN)
Nurse Educator (MSN)

Intercollegiate Consortium for a Master of Science in Nursing (ICMSN):

Approval Status: Full
Degrees: MSN, Post Master DNP
Programs: FNP (MSN, PMDNP)
FPMHNP (MSN, PMDNP)
AHNP (MSN)
AHCNS (MSN)
APMHNP (MSN)
Nurse Educator (MSN)
Nurse Executive (MSN)

1. McNeese State University

College of Nursing
P.O. Box 90415
Lake Charles, LA 70601
Coordinator, Graduate Nursing Program:
Valarie Waldmeier, MSN, APRN
337-475-5753
Dean: Peggy Wolfe, PhD, RN

2. Southeastern Louisiana University

School of Nursing
SLU 10781
Hammond, LA 70402
Graduate Program Coordinator:
Lorinda Sealey, PhD, RNC-MNN
985-549-5045
Fax: 985-549-5087
Dean: Ann Carruth, DNS, RN

3. University of Louisiana Lafayette

College of Nursing & Allied Health Professions
P.O. Box 43810
Lafayette, LA 70454
Graduate Program Coordinator:
Donna Gauthier, PhD, RN
337-482-6808
Dean: Gail Poirrier, DNS, RN

LSU Health Sciences Center

School of Nursing
1900 Gravier Street
New Orleans, LA 70112
Dean: Demetrius Porche, DNS, APRN, FNP, PhD
504-568-4106
Approval Status: Full
Degrees: MSN, DNP
Programs: AHCNS (MSN, PMDNP)
Public/Comm Health CNS (MSN, PMDNP)
FNP (primary care) (MSN, PMDNP)
NNP (MSN, PMDNP)
CRNA (MSN, PMDNP, BSN-DNP)
Nurse Educator (MSN)
Nurse Administrator (MSN)

Loyola University

School of Nursing
6363 St. Charles Avenue, Campus Box 45
New Orleans, LA 70118
504-865-3142
Director: Ann H. Cary, PhD, MPH, RN, A-CCC
RWJ Executive Nurse Fellow
Approval Status: Full
Degrees: MSN, DNP
Programs: FNP (MSN, PMC, PMDNP, BSN-DNP)
ANP (MSN, PMC)
Nurse Administrator (HCSM) (MSN)

Northwestern State University

College of Nursing
Nursing Education Center
1800 Line Avenue
Shreveport, LA 71101
Director of Graduate Studies: Dana Roe, WHNP-C,
DNS
318-677-3100
Dean: Norann Y. Planchock, PhD, APRN, FNP-BC
Approval Status: Full
Degrees: MSN
Programs: FNP (MSN, PMC)
PNP (MSN, PMC)
WHNP (MSN, PMC)
Adult Gerontology NP- Acute Care
(MSN, PMC)
Adult Gerontology CNS (MSN, PMC)
Nurse Educator (MSN)
Nurse Administrator (MSN)

Our Lady of the Lake College

School of Nursing

7500 Hennessy Boulevard

Baton Rouge, LA 70809

Program Director: Phyllis Pedersen, CRNA, MHS

225-214-6979

Dean: Jennifer Beck, PhD, RN, CNE

Approval Status: Full

Degree: MSN, MSNA

Programs: CRNA (MSNA)

Nurse Educator (MSN)

Nurse Administrator (MSN)

Southern University

School of Nursing

P.O. Box 11794

Baton Rouge, LA 70813

Chair, Graduate Nursing Program:

Sharon Hutchinson, PhD, MN, APRN, CNE

225-771-2663

Dean: Janet Rami , PhD, RN,

Approval Status: Full

Degrees: MSN, PM Post Master's DNP

Programs: FNP (MSN, PMC, PMDNP)

Gerontology NP (MSN)

Gerontology CNS (MSN)

Nurse Educator (MSN)

Nurse Administrator (MSN)

**OUT OF STATE SCHOOLS APPROVED TO OFFER CLINICAL
EXPERIENCE IN LOUISIANA**

UNDERGRADUATE PROGRAMS

PANOLA COLLEGE

ADN Program
Nursing and Health Sciences
1109 West Panola Street
Carthage, TX 75633
Phone- 903-694-4000, Fax- 903-694-4010
Dean: Barbara Cordell, PhD, RN, AHN-BC
Dates of Approval: July 13, 2011 through July 13, 2013

PEARL RIVER COMMUNITY COLLEGE

ADN Program
101 Hwy 11 North
Box 5760
Poplarville, MS 39470
Phone- 601-403-1018
Director: Dr. Arlene Jones
Dates of Approval: July 13, 2011 through July 13, 2013

SOUTHERN ARKANSAS UNIVERSITY

ADN Program
Department of Nursing
P.O. Box 9406
Magnolia, AR 71754
Phone- 870-235-4332, Fax- 870-235-5058
Director: Laura Shirey, MSN, RN
Dates of Approval: July 13, 2011 through July 13, 2013

GRADUATE PROGRAMS

FRONTIER NURSING UNIVERSITY

195 School Street
PO Box 528
Hyden, Kentucky 41749
Phone-(606) 672-2312
Fax-(606) 672-3776
Rhonda Arthur DNP, CNM, WHNP, FNP
Program Director, Family Nursing
Approval: Fall 2011-Fall 2013
Degrees: MSN, DNP
Programs: CNM (MSN, PMC, PMDNP)
FNP ((MSN, PMC, PMDNP)
WHNP ((MSN, PMC, PMDNP)

GEORGETOWN UNIVERSITY

School of Nursing & Health Studies
3700 Reservoir Road, NW
St. Mary's Hall 101
Washington, DC 20057-1107
Phone-(202) 687-3118
Fax-(202) 687-4572
Martin Y. Iguchi, Ph.D.
Dean, School of Nursing
Stasia Levin
Director of Operations, Online Program
Laura Hlava
Assistant Director of Operations, Online Program
Approval: Fall 2011-Fall 2013
Degrees: MSN
Programs: FNP (MSN)
CNM/WHNP (MSN)

GRACELAND UNIVERSITY

School of Nursing
1401 W. Truman Road
Independence, MO 64050
Phone-(816) 833-0524
Fax-(816) 833-2990
Claudia Horton, PhD, RN, CNE
Dean, School of Nursing
Approval: Fall 2011-Fall 2013
Degrees: MSN
Programs: FNP (MSN)

ST. JOSEPH'S COLLEGE OF MAINE

Online Graduate Nursing Education Program
278 Whites Bridge Road
Standish, ME 04084
Phone-(207)893-7969
Patricia Thompson Leavitt, MS, APRN, BC-ANP
Lead Clinical Faculty
Approval: Fall 2012-Fall 2014
Degrees: MSN
Programs: FNP (MSN)

TEXAS CHRISTIAN UNIVERSITY

School of Nurse Anesthesia
TCU Box 298626
Fort Worth, Texas 76129
Phone-(817) 257-7887
Fax-(817) 257-5472
Kay Sanders, DNP, RN, Dean
Timothy Gollaher, CRNA, MHS, Associate Director
TCU School of Nurse Anesthesia
Degrees: MSNA, DNP
Approval: Fall 2011-Fall 2013
Programs: CRNA- MSNA, BSN-DNP)

TEXAS WESLEYAN UNIVERSITY

1201 Wesleyan Street
Fort Worth, Texas 76105-1536
Phone-(817) 531-4406
Fax-(817) 531-6508
Debra Maloy, CRNA, MHS
Director, Graduate Programs of Nurse Anesthesia
Degrees - MSNA
Approval: Fall 2011-Fall 2013
Programs: CRNA (MSNA)

TROY UNIVERSITY

School of Nursing
400 Pell Avenue
Troy, Alabama 36802
Phone-(334) 670-3428
L. Diane Weed, PhD, FNP-BC
Director, School of Nursing
Approval: Fall 2012-Fall 2014
Degrees: MSN, DNP
Programs: FNP (MSN, PMC, PMDNP, BSN-DNP)

UNIVERSITY OF ALABAMA BIRMINGHAM

School of Nursing
1701 University Boulevard
Birmingham, AL 35294-1210
Phone-(205) 934-5360
Doreen Harper, PhD, RN, FAAN
Dean, School of Nursing
Approval: Fall 2011-Fall 2013
Degrees: MSN, DNP
Programs: Adult Gerontology NP (Acute and Primary) (MSN)
Adult WHNP (Acute and Primary) (MSN)
PNP (Acute and Primary) (MSN)
NNP (MSN)
PMHNP (MSN)
FNP (MSN)
DNP (Post-Master's)

UNIVERSITY OF CINCINNATI

College of Nursing
 PO Box 210038
 Cincinnati, OH 45221
 Phone-(513) 558-5500
 Suzanne Perraud PMHCNS-BC, PhD
 Sr, Associate Dean Academic Affairs
 Cheryl Hoying, PhD, RN
 Interim Dean, College of Nursing
 Andrea Ballinger
 Clinical Site Coordinator

Approval: Spring 2012-Spring 2014**Degrees - MSN**

Programs: ANP (MSN)
 WHNP (MSN)
 PMHNP (MSN)
 CNS/ Nurse Educator (MSN)
 NNP (MS)
 CNM (MSN)

UNIVERSITY OF SOUTH ALABAMA

College of Nursing
 USA Springhill
 307 University Boulevard, N
 Mobile, AL 36688-0002
 Phone-(251) 445-9409
 Fax-(251) 445-9416
 Debra Davis, DSN, MSN, RN, Dean
 Rosemary Rhodes, DNS, RN, Associate Dean for
 Academic Affairs

Approval: Fall 2011-Fall 2013**Degrees: MSN, DNP**

Programs: FNP (MSN)
 Adult Geron NP (Acute & Primary)(MSN)
 PNP (Acute & Primary) (MSN)
 WHNP (MSN)
 NNP (MSN)
 FPMHNP (MSN)
 Family / Adult Geron NP (Acute) (MSN)
 Adult Health CNS (MSN)
 Pediatric CNS (MSN)
 BSN-DNP
 MSN-DNP

VANDERBILT UNIVERSITY

School of Nursing
 213 Godchaux Hall
 461 21st Avenue South
 Nashville, TN 37240-1119
 Phone-(615) 322-3804
 Fax-(615) 322-1708
 Colleen Conway-Welch, Dean
 Lee Ann Ruderer, Interim Director Clinical Placements

Approval: Fall 2011-Fall 2013**Degrees: MSN****Programs:**

Adult/Gerontology NP (MSN,PMC)
 FNP(Acute and primary) (MSN,PMC)
 NNP (MSN,PMC)
 CNM (MSN,PMC)
 CNM/FNP(MSN)
 PNP (Acute & Primary) (MSN,PMC)
 PMHNP (MSN,PMC)
 WHNP (MSN,PMC)
 WHNP/Adult NP (MSN)

APPENDIX B

NCLEX-RN Passage Rates Admissions, Enrollment, Graduates

Appendix B1
**Performance of First Time Candidates of Nursing Education Programs in Louisiana on NCLEX-
RN, regardless of where taking examination, January 1 - December 31, 2012.**

Nursing Programs	Number of Candidates	Number Passing	Percent Passing
Associate Degree			
BPCC	18	18	100
BRCC	46	46	100
Charity/Delgado	226	219	96.90
Fletcher Tech.CC	26	25	96.15
Louisiana Delta CC	18	16	88.89
LSU Alexandria	49	47	95.92
LSU Eunice	63	58	92.06
Louisiana Tech	70	68	97.14
McNeese	28	26	92.86
Northwestern	113	105	92.92
Our Lady of Lake College	264	232	87.88
Southern Shreveport	83	65	78.31
Total	1,004	925	92.13
Diploma			
Baton Rouge Gen'l	30	30	100
Total	30	30	100
Baccalaureate			
Dillard	18	16	88.89
Grambling	99	65	65.66
Louisiana College	28	27	96.43
LSU Health Science Center	210	206	98.10
McNeese	119	113	94.96
Nicholls	93	91	97.85
Northwestern	128	121	94.53
Our Lady Holy Cross	45	45	100
Southeastern	159	150	94.34
Southern BR	88	82	93.18
Univ of LA Lafayette	127	127	100
Univ of LA Monroe	77	75	97.40
William Carey – N. O.	17	14	82.35
Total	1,208	1,132	93.71
GRAND TOTAL	2,242	2,087	93.09

Appendix B2
Applicants, Admissions, Enrollment, and Graduates of Nursing Education Programs in Louisiana (2001-2012)

YEAR	APPLICANTS	ADMISSIONS	ENROLLMENT Clinical Nursing Courses	ENROLLMENT All Nursing Majors	QUALIFIED APPLICANTS NOT ADMITTED	GRADUATES
2012	4,544	2,979	6,214	13,245	1,566	2,281
2011	4,705	3,252	6,114	15,988	1,453	2,281
2010	4,737	3,384	6,175	14,779	1,353	2,239
2009	4,898	3,306	6,077	15,232	1,592	2,230
2008	5,110	3,420	6,311	13,797	1,690	2,113
2007	4,489	3,030	5,723	14,113	1,459	1,946
2006	4,909	3,317	5,534	14,785	1,592	1,828
2005	4,334	2,950	4,627	13,346	1,384	1,722
2004	3,864	2,741	5,034	14,456	1,123	1,662
2003	3,445	2,372	4,501	13,496	1,073	1,412
2002	2,535	2,151	3,881	10,976	384	1,501
2001	2,051	1,843	3,720	9,718	208	1,474

Appendix B3
Qualified Applicants and Admissions: Diploma, Associate, and Baccalaureate Degree
Programs in Nursing (2008-2012)

Program	Qualified Applicants					Admissions				
	2008	2009	2010	2011	2012	2008	2009	2010	2011	2012
<u>Associate Degree</u>										
Baton Rouge CC	139	174	204	218	156	61	65	69	66	67
Bossier Parish CC	N/A	N/A	40	127	167	0	0	30	39	50
Charity/Delgado	644	616	627	630	675	515	403	377	343	295
Fletcher Tech CC	18	101	16	28	27	18	35	15	28	27
LSU Alexandria	193	201	292	217	115	166	140	145	136	115
LSU Eunice	135	142	133	99	135	81	80	95	66	97
Louisiana Delta	N/A	N/A	47	60	78	0	0	30	42	42
Louisiana Tech	131	164	137	187	120	88	96	68	78	55
McNeese	55	53	42	52	62	53	44	42	45	36
Northwestern	312	270	263	214	172	167	171	174	153	143
Our Lady of the Lake	623	589	483	431	80	389	408	402	380	77
Southern Univ. at Shreveport	228	181	148	130	198	90	95	118	90	90
TOTAL	2,478	2,491	2,432	2,393	1,985	1,628	1,537	1,565	1,466	1,094
<u>Baccalaureate</u>										
Dillard	36	42	32	45	190	36	41	31	45	113
Grambling	88	79	119	118	114	88	79	119	118	86
Louisiana College	26	45	44	63	56	26	36	32	47	56
LSU Health Sciences Center	623	495	278	240	250	251	226	252	230	241
McNeese	173	164	224	169	250	173	164	181	165	166
Nicholls	183	204	212	250	213	183	184	175	126	124
Northwestern	231	180	189	164	174	171	156	162	164	122
Our Lady of Holy Cross	85	100	82	123	82	65	75	65	69	63
Our Lady of the Lake	0	0	0	0	183	0	0	0	0	162
Southeastern	465	404	359	353	367	204	216	181	176	178
Southern	220	187	261	262	257	160	169	207	222	205
UL Lafayette	278	259	231	259	198	231	223	218	224	198
UL Monroe	114	109	81	110	103	103	103	80	102	91
William Carey – N.O.	57	56	98	65	35	50	56	77	53	35
TOTAL	2,579	2,324	2,210	2,221	2,472	1,741	1,728	1,780	1,741	1,840
<u>Diploma</u>										
Baton Rouge Gen. Med. Ctr.	53	83	95	91	87	51	41	39	45	45
TOTAL	53	83	95	91	87	51	41	39	45	45
GRAND TOTAL	5,110	4,898	4,737	4,705	4,544	3,420	3,306	3,384	3,252	2,979

Appendix B4
Reported Reasons Why Qualified Applicants Were Not Admitted to Louisiana's Pre-RN Licensure Programs in 2011-2012

Nursing Programs	Number of Qualified Applicants Not Admitted	Reasons Checked for Non-Admission of Qualified Applicants*							
		Budgeted Faculty Position Not Available	Qualified Faculty Not Available	Faculty Salary Not Competitive	Classroom Space Not Available	Skills Lab Space Not Available	Clinical Placement Sites Not Available	Lack of Clinical Specialty Sites	Other
Associate Degree									
Baton Rouge Comm. Coll.	89	1	0	4	6	5	3	2	
Bossier	117	3	6	4	1	4	6	7	0
Charity/Delgado	380	0	0	0	0	0	1	2	3
Fletcher Tech Comm. Coll.	0	7	6	5	3	4	1	2	
LSU Alexandria	0								
LSU Eunice	38	7	1	5	7	7	5	7	2
Louisiana Delta College	36	0	0	0	1	2	3	4	
Louisiana Tech	65	1	2	3	0	0	0	0	0
McNeese State	26	0	0	0	0	0	0	0	0
Northwestern State	29	1		2					
Our Lady of the Lake	3	6	0	3	4	5	2	1	0
Southern Univ. Shreveport	108	7	6	3	1	2	4	5	0
Total	891	33	21	29	23	29	25	30	5
Baccalaureate Degree									
Dillard	77	1	3	2	6	7	4	5	*
Grambling	28	0	0	0	0	0	0	0	0
Louisiana College	0								
LSU Hlth Science Cntr	9	1	2	6	5	7	3	4	0
McNeese State	84	1	0	0	0	2	3	4	0
Nicholls State	89	0	0	0	0	0	0	0	1
Northwestern State	52	1		2					
Our Lady of Holy Cross	19	1	5	2	3	7	4	6	
Our Lady of the Lake	21	6	0	3	4	5	2	1	0
Southeastern	189	0	3	2	1	4	5	6	0
Southern	52	2	3	1	6	7	4	5	
UL Lafayette	0	0	0	0	0	0	0	0	
UL Monroe	12	1	3	2	4	6	5	7	
William Carey N. O.	1								
Total	633	14	19	20	29	45	30	38	1
Diploma									
Baton Rouge General	42	3	2	3	2	1	0	0	
Total	42	3	2	3	2	1	0	0	
Grand Total	1,566	50	42	52	54	75	55	68	6

Appendix B5
Gender of Students Enrolled in Clinical Nursing Programs in Pre-RN Licensure Programs in Louisiana during the 2011-2012 Report Year

PROGRAM	Male		Female		Total
	No.	%	No.	%	No.
<u>Associate Degree</u>					
Baton Rouge Community College	30	19	131	81	161
Bossier	14	17.5	66	82.5	80
Charity/Delgado	85	14	509	86	594
Fletcher Technical Comm. Coll.	6	11	47	89	53
LSU Alexandria	22	12	164	88	186
LSU Eunice	34	25	103	75	137
Louisiana Delta	9	21	33	79	42
Louisiana Tech	19	17	92	83	111
McNeese State	7	11	58	89	65
Northwestern	28	12	210	88	238
Our Lady of the Lake	45	13	296	87	341
Southern Univ. at Shreveport	37	18	174	82	211
Total	336	15	1,883	85	2,219
<u>Baccalaureate</u>					
Dillard	15	8	167	92	182
Grambling	22	11	183	89	205
LA College	16	22	58	78	74
LSU Health Science Center	64	14	405	86	469
McNeese State	99	19	432	81	531
Nicholls State	46	13	309	87	355
Northwestern	59	18	277	82	336
Our Lady of Holy Cross	15	9	157	91	172
Our Lady of the Lake	25	15	138	85	163
Southeastern	56	15	328	85	384
Southern	64	15	357	85	421
UL Lafayette	56	15	318	85	374
UL Monroe	41	19	177	81	218
William Carey-N.O.	6	11	49	89	55
Total	584	15	3,355	85	3,939
<u>Diploma</u>					
Baton Rouge General	4	7	52	93	56
Total	4	7	52	93	56
Grand Total	924	15	5,290	85	6,214

Appendix B6

Ethnic Backgrounds of Students Enrolled in Pre-RN Licensure Programs in Louisiana during the 2011-2012 Report Year

Nursing Education Programs	Hispanic		Asian		Black		White		Other		Total
	No.	%	No.	%	No.	%	No.	%	No.	%	No.
<u>Associate Degree</u>											
Baton Rouge Comm. Coll.	1	.6	3	2	25	16	123	76	9	6	161
Bossier	4	5	1	1	8	10	66	83	1	1	80
Charity/Delgado	53	9	29	5	128	22	341	57	43	7	594
Delta Comm. College	0	0	0	0	2	5	40	95	0	0	42
Fletcher Tech Comm Coll.	0	0	1	2	8	15	41	77	3	6	53
LSU Alexandria	4	2	2	1	28	15	143	77	9	5	186
LSU Eunice	1	.7	0	0	23	17	113	82	0	0	137
Louisiana Tech	0	0	2	2	7	6	83	75	19	17	111
McNeese State	1	2	0	0	18	28	46	71	0	0	65
Northwestern State	12	5	6	3	43	18	156	66	21	9	238
Our Lady of the Lake	14	4	8	2	75	22	233	68	11	3	341
Southern Univ. Shreveport	1	.5	1	.5	124	59	82	39	3	1	211
Total	91	4	53	2	489	22	1,467	67	119	5	2,219
<u>Baccalaureate</u>											
Dillard	1	.5	0	0	178	98	2	1	1	.5	182
Grambling	0	0	2	.9	155	76	11	5	37	18	205
Louisiana College	4	5	0	0	9	12	57	77	4	5	74
LSU Hlth Science Cntr	19	4	25	5	35	7	384	82	6	1	469
McNeese State	6	1	7	1	85	16	411	77	22	4	531
Nicholls State	9	3	4	1	43	12	293	83	6	2	355
Northwestern State	10	3	4	1	57	17	236	70	29	9	336
Our Lady of the Lake	7	4	5	3	36	22	109	67	6	4	163
Our Lady of Holy Cross	10	6	11	6	29	17	95	55	27	16	172
Southeastern	13	3	18	5	31	8	320	83	2	.5	384
Southern	5	1	4	1	377	90	35	8	0	0	421
UL Lafayette	15	4	1	.3	47	13	308	82	3	.8	374
UL Monroe	3	1	4	2	43	20	167	77	1	.5	218
William Carey N. O.	7	13	2	4	23	42	23	42	0	0	55
Total	109	3	87	2	1,148	29	2,451	62	144	4	3,939
<u>Diploma</u>											
Baton Rouge General	2	4	1	2	3	5	50	89	0	0	56
Total	2	4	1	2	3	5	50	89	0	0	56
Grand Total	202	3	141	2	1,640	26	3,968	63	263	4	6,214

Appendix B7
Graduates of Associate, Baccalaureate, and Diploma Nursing Education Programs
(2007–2012)

Nursing Program	2007	2008	2009	2010	2011	2012	Projected 2013
<u>Associate</u>							
Baton Rouge Community College	0	0	34	30	34	46	60
Bossier Parish Community College	N/A	N/A	N/A	0	0	18	30
Charity/Delgado	284	296	255	246	308	226	250
Fletcher Tech/Comm. College	N/A	0	12	15	10	26	16
LSU Alexandria	98	96	97	70	86	50	60
LSU Eunice	63	53	51	80	57	64	73
Louisiana Delta				0	0	18	18
Louisiana Tech	55	65	69	63	75	54	62
McNeese State	30	30	41	38	40	28	42
Nicholls State	12	5	13	8	0	0	0
Northwestern	170	97	156	116	132	115	136
Our Lady of the Lake	197	249	260	216	290	317	235
Southern Univ. at Shreveport	35	51	55	34	52	93	60
<u>Total</u>	944	939	1,043	916	1,084	1,055	1,042
<u>Baccalaureate</u>							
Dillard	13	12	10	7	6	18	27
Grambling	61	66	97	103	48	87	71
Louisiana College	20	28	25	22	40	27	33
LSU Health Science Center	100	179	148	166	184	206	196
McNeese State	121	128	159	153	124	121	174
Nicholls State	82	116	146	142	72	93	113
Northwestern	173	193	82	108	96	128	143
Our Lady of the Lake						0	0
Our Lady of Holy Cross	43	34	34	42	41	45	39
Southeastern	157	152	159	122	162	161	160
Southern	70	120	85	118	113	88	148
UL Lafayette	150	124	102	161	137	127	140
UL Monroe	65	72	74	87	93	77	64
William Carey – N.O.	0	12	36	53	51	17	28
<u>Total</u>	1,055	1,236	1,157	1,284	1,167	1,195	1,336
<u>Diploma</u>							
Baton Rouge Gen. Med. Center	36	36	30	39	30	31	29
<u>Total</u>	36	36	30	39	30	31	29
Grand Total	2,035	2,211	2,230	2,239	2,281	2,281	2,407

APPENDIX C

Enrollment and Graduates from Advanced Practice Registered Nurse Programs in Louisiana

Appendix C1
ENROLLMENT IN ADVANCED PRACTICE REGISTERED NURSE PROGRAMS IN LOUISIANA
(2008-2012)

APRN PROGRAM	ENROLLMENT														
	Clinical Nurse Specialist					Nurse Practitioner					Nurse Anesthetist				
	2008	2009	2010	2011	2012	2008	2009	2010	2011	2012	2008	2009	2010	2011	2012
Grambling University	N/A	N/A	N/A	N/A	N/A	33	41	67	18	58	N/A	N/A	N/A	N/A	N/A
Intercollegiate Consortium for a Master of Science in Nursing (ICMSN) McNeese State University Southeastern Louisiana Univ. of Louisiana- Lafayette	1	0	1	1	0	168	148	203	280	350	N/A	N/A	N/A	N/A	N/A
LSU Health Science Center	8	8	17	4	9	58	60	72	67	117	133	128	145	39	118
Loyola Univ.	N/A	N/A	N/A	N/A	N/A	89	105	92	50	47	N/A	N/A	N/A	N/A	N/A
Northwestern St. Univ.	0	0	0	0	1	172	194	178	165	178	N/A	N/A	N/A	N/A	N/A
Our Lady of the Lake	N/A	N/A	N/A	N/A	N/A	N/A	N/A	N/A	N/A	N/A	92	89	83	124	85
Southern Univ.	0	0	0	0	0	49	75	114	127	138	N/A	N/A	N/A	N/A	N/A
TOTALS	9	8	18	5	10	567	623	726	707	888	225	217	228	163	203

Appendix C2

**GRADUATES FROM ADVANCED PRACTICE REGISTERED NURSE PROGRAMS IN LOUISIANA
(2007-2012)**

APRN PROGRAM	GRADUATION					
	2007	2008	2009	2010	2011	2012
Grambling University	9	12	11	11	18	19
Intercollegiate Consortium for a Master of Science in Nursing (ICMSN) McNeese State University Southeastern Louisiana University University of Louisiana at Lafayette	40	45	62	33	47	46
Loyola University	26	21	21	25	49	46
LSU Health Science Center	64	57	64	83	66	84
Our Lady of the Lake College	0	29	33	27	26	26
Northwestern State University	30	31	43	49	56	51
Southern University	10	7	18	18	17	35
TOTALS	179	202	242	246	279	307

APPENDIX D

LSBN Licensure Renewal Statistical Data

Louisiana State Board of Nursing

Report as of: January 31, 2013

ANALYSIS BY AGE

Page 1 of 2

# Parish	No Answer	Under 30	Ages 30-39	Ages 40-49	Ages 50-59	60 and Over	Total
1 ACADIA	0	75	133	119	120	72	519
2 ALLEN	0	22	38	37	41	23	161
3 ASCENSION	0	203	478	517	248	123	1569
4 ASSUMPTION	0	28	45	42	31	14	160
5 AVOUELLES	0	55	127	115	92	52	441
6 BEAUREGARD	0	29	62	76	68	34	269
7 BIENVILLE	0	18	24	40	30	18	130
8 BOSSIER	0	265	592	536	456	260	2109
9 CADDO	0	414	800	781	899	509	3403
10 CALCASIEU	0	343	497	500	503	303	2146
11 CALDWELL	0	6	21	19	24	20	90
12 CAMERON	0	10	13	13	4	6	46
13 CATAHOULA	0	18	22	30	23	12	105
14 CLAIBORNE	0	15	30	33	29	14	121
15 CONCORDIA	0	14	30	37	33	24	138
16 DE SOTO	0	34	95	78	64	45	316
17 EAST BATON ROUGE	0	764	1141	1079	1148	691	4823
18 EAST CARROLL	0	4	4	4	6	3	21
19 EAST FELICIANA	0	16	36	60	49	50	211
20 EVANGELINE	0	52	109	111	92	48	412
21 FRANKLIN	0	11	37	38	36	29	151
22 GRANT	0	33	48	62	81	42	266
23 IBERIA	0	65	103	106	114	80	468
24 IBERVILLE	0	29	64	70	55	28	246
25 JACKSON	0	15	56	33	61	24	189
26 JEFFERSON	0	677	1354	1279	1350	897	5557
27 JEFFERSON DAVIS	0	42	72	50	62	38	264
28 LAFAYETTE	0	477	787	673	708	417	3062
29 LAFOURCHE	0	184	232	242	232	111	1001
30 LA SALLE	0	17	59	66	53	31	226
31 LINCOLN	0	92	106	113	121	73	505
32 LIVINGSTON	0	227	480	354	246	127	1434
33 MADISON	0	6	15	29	22	11	83
34 MOREHOUSE	0	12	48	45	51	48	204
35 NATCHITOCHE	0	41	65	71	84	46	307
36 ORLEANS	0	434	758	707	807	568	3274
37 OUACHITA	0	237	448	584	491	268	2028
38 PLAQUEMINES	0	33	77	81	51	17	259
39 POINTE COUPEE	0	39	46	55	53	26	219

Louisiana State Board of Nursing

Report as of: January 31, 2013

ANALYSIS BY AGE

Page 2 of 2

# Parish	No Answer	Under 30	Ages 30-39	Ages 40-49	Ages 50-59	60 and Over	Total
40 RAPIDES	0	203	463	518	562	356	2102
41 RED RIVER	0	9	15	7	21	12	64
42 RICHLAND	0	18	63	58	54	38	231
43 SABINE	0	24	42	44	53	30	193
44 SAINT BERNARD	0	61	100	55	51	17	284
45 SAINT CHARLES	0	84	202	197	144	79	706
46 SAINT HELENA	0	8	10	21	20	9	68
47 SAINT JAMES	0	36	54	42	33	13	178
48 ST JOHN THE BAPTIST	0	53	120	93	82	34	382
49 SAINT LANDRY	0	84	195	196	201	94	770
50 SAINT MARTIN	0	47	84	96	78	33	338
51 SAINT MARY	0	31	52	57	49	40	229
52 SAINT TAMMANY	0	362	911	1179	1199	640	4291
53 TANGIPAHOA	0	177	324	298	316	176	1291
54 TENSAS	0	3	5	3	2	7	20
55 TERREBONNE	0	156	245	314	255	137	1107
56 UNION	0	15	40	61	59	44	219
57 VERMILION	0	55	102	95	86	46	384
58 VERNON	0	53	95	66	72	40	326
59 WASHINGTON	0	43	87	101	115	81	427
60 WEBSTER	0	47	105	141	119	55	467
61 WEST BATON ROUGE	0	63	83	74	49	21	290
62 WEST CARROLL	0	9	17	24	18	11	79
63 WEST FELICIANA	0	7	21	31	31	18	108
64 WINN	0	13	19	26	40	24	122
IN STATE TOTAL	0	6717	12606	12682	12347	7257	51609
OUT OF STATE	0	577	1493	1987	2325	1392	7774
NO PARISH	0	3	9	7	5	0	24
GRAND TOTAL	0	7297	14108	14676	14677	8649	59407

Louisiana State Board of Nursing

Report as of: January 31, 2013

ANALYSIS BY BASIC EDUCATION

Page 1 of 2

# Parish	No Answer	Vocational/ Practical	Diploma	Associate Degree	Bacc- alaureat	Masters Degree	Doctoral Degree	Total
1 ACADIA	10	14	29	280	178	8	0	519
2 ALLEN	2	9	5	89	55	1	0	161
3 ASCENSION	20	26	204	586	699	34	0	1569
4 ASSUMPTION	2	4	15	77	62	0	0	160
5 AVOYELLES	5	23	15	308	86	4	0	441
6 BEAUREGARD	2	9	13	127	112	6	0	269
7 BIENVILLE	1	5	3	80	41	0	0	130
8 BOSSIER	51	32	65	1078	840	43	0	2109
9 CADDO	68	52	104	1581	1538	58	2	3403
10 CALCASIEU	37	68	81	610	1292	56	2	2146
11 CALDWELL	2	3	2	42	39	2	0	90
12 CAMERON	3	0	0	15	24	4	0	46
13 CATAHOULA	1	3	1	66	32	2	0	105
14 CLAIBORNE	2	0	4	70	45	0	0	121
15 CONCORDIA	0	2	3	90	42	1	0	138
16 DE SOTO	8	8	4	176	120	0	0	316
17 EAST BATON ROUGE	82	54	727	1437	2422	100	1	4823
18 EAST CARROLL	0	0	0	9	12	0	0	21
19 EAST FELICIANA	2	4	35	84	82	3	1	211
20 EVANGELINE	1	9	21	283	87	11	0	412
21 FRANKLIN	2	6	6	67	67	3	0	151
22 GRANT	3	12	6	184	61	0	0	266
23 IBERIA	11	19	42	145	247	4	0	468
24 IBERVILLE	4	3	43	84	108	4	0	246
25 JACKSON	4	11	3	116	50	5	0	189
26 JEFFERSON	75	71	788	2143	2365	110	5	5557
27 JEFFERSON DAVIS	4	9	6	103	138	4	0	264
28 LAFAYETTE	33	67	200	881	1814	66	1	3062
29 LAFOURCHE	8	26	56	383	508	18	2	1001
30 LA SALLE	2	14	4	150	56	0	0	226
31 LINCOLN	14	19	17	283	166	5	1	505
32 LIVINGSTON	29	23	174	538	648	21	1	1434
33 MADISON	1	1	3	48	29	1	0	83
34 MOREHOUSE	3	8	8	80	102	2	1	204
35 NATCHITOCHEs	5	12	7	150	129	3	1	307
36 ORLEANS	58	54	410	1093	1554	102	3	3274
37 OUACHITA	27	53	60	640	1189	57	2	2028
38 PLAQUEMINES	3	2	18	98	136	2	0	259

Louisiana State Board of Nursing

Report as of: January 31, 2013

ANALYSIS BY BASIC EDUCATION

Page 2 of 2

# Parish	No Answer	Vocational/ Practical	Diploma	Associate Degree	Bacc- alaureat	Masters Degree	Doctoral Degree	Total
39 POINTE COUPEE	4	2	37	97	73	6	0	219
40 RAPIDES	38	61	56	1220	687	38	2	2102
41 RED RIVER	1	3	2	30	28	0	0	64
42 RICHLAND	1	7	4	104	111	4	0	231
43 SABINE	2	9	2	110	68	2	0	193
44 SAINT BERNARD	4	4	19	141	109	6	1	284
45 SAINT CHARLES	8	6	69	306	307	10	0	706
46 SAINT HELENA	2	1	6	26	32	1	0	68
47 SAINT JAMES	2	2	20	61	92	1	0	178
48 ST JOHN THE BAPTIST	6	9	37	148	175	7	0	382
49 SAINT LANDRY	7	29	43	413	271	7	0	770
50 SAINT MARTIN	4	17	21	101	186	8	1	338
51 SAINT MARY	8	4	18	79	116	4	0	229
52 SAINT TAMMANY	47	74	546	1680	1836	105	3	4291
53 TANGIPAHOA	18	31	103	480	635	23	1	1291
54 TENSAS	0	1	2	5	10	2	0	20
55 TERREBONNE	20	17	73	415	558	24	0	1107
56 UNION	6	12	7	130	62	2	0	219
57 VERMILION	8	18	22	122	207	7	0	384
58 VERNON	10	9	4	169	131	3	0	326
59 WASHINGTON	9	15	17	251	132	3	0	427
60 WEBSTER	3	22	14	305	115	8	0	467
61 WEST BATON ROUGE	7	3	43	118	110	9	0	290
62 WEST CARROLL	1	4	4	34	35	1	0	79
63 WEST FELICIANA	0	1	17	48	41	1	0	108
64 WINN	1	10	2	71	38	0	0	122
IN STATE TOTAL	802	1106	4370	20938	23340	1022	31	51609
OUT OF STATE	426	155	737	3559	2751	143	3	7774
NO PARISH	2	1	0	7	12	2	0	24
GRAND TOTAL	1230	1262	5107	24504	26103	1167	34	59407

Louisiana State Board of Nursing

Report as of: January 31, 2013

ANALYSIS BY DIRECT CARE

Page 1 of 2

# Parish	No Answer	Yes	No	Total
1 ACADIA	10	424	85	519
2 ALLEN	2	133	26	161
3 ASCENSION	20	1234	315	1569
4 ASSUMPTION	2	127	31	160
5 AVOYELLES	5	384	52	441
6 BEAUREGARD	2	219	48	269
7 BIENVILLE	1	105	24	130
8 BOSSIER	51	1710	348	2109
9 CADDO	69	2780	554	3403
10 CALCASIEU	37	1762	347	2146
11 CALDWELL	2	75	13	90
12 CAMERON	3	38	5	46
13 CATAHOULA	1	91	13	105
14 CLAIBORNE	2	101	18	121
15 CONCORDIA	0	123	15	138
16 DE SOTO	8	259	49	316
17 EAST BATON ROUGE	88	3604	1131	4823
18 EAST CARROLL	0	19	2	21
19 EAST FELICIANA	2	167	42	211
20 EVANGELINE	1	347	64	412
21 FRANKLIN	2	128	21	151
22 GRANT	3	220	43	266
23 IBERIA	11	370	87	468
24 IBERVILLE	4	189	53	246
25 JACKSON	4	161	24	189
26 JEFFERSON	77	4452	1028	5557
27 JEFFERSON DAVIS	4	220	40	264
28 LAFAYETTE	35	2487	540	3062
29 LAFOURCHE	9	828	164	1001
30 LA SALLE	2	186	38	226
31 LINCOLN	14	427	64	505
32 LIVINGSTON	30	1168	236	1434
33 MADISON	1	75	7	83
34 MOREHOUSE	3	163	38	204
35 NATCHITOCHE	6	262	39	307
36 ORLEANS	59	2536	679	3274
37 OUACHITA	28	1681	319	2028
38 PLAQUEMINES	4	207	48	259
39 POINTE COUPEE	4	172	43	219

Louisiana State Board of Nursing

Report as of: January 31, 2013

ANALYSIS BY DIRECT CARE

Page 2 of 2

# Parish	No Answer	Yes	No	Total
40 RAPIDES	39	1667	396	2102
41 RED RIVER	1	52	11	64
42 RICHLAND	1	194	36	231
43 SABINE	2	158	33	193
44 SAINT BERNARD	4	245	35	284
45 SAINT CHARLES	8	591	107	706
46 SAINT HELENA	2	58	8	68
47 SAINT JAMES	2	150	26	178
48 ST JOHN THE BAPTIST	7	329	46	382
49 SAINT LANDRY	7	660	103	770
50 SAINT MARTIN	5	284	49	338
51 SAINT MARY	9	181	39	229
52 SAINT TAMMANY	51	3330	910	4291
53 TANGIPAHOA	21	1034	236	1291
54 TENSAS	0	15	5	20
55 TERREBONNE	20	898	189	1107
56 UNION	7	172	40	219
57 VERMILION	9	308	67	384
58 VERNON	10	257	59	326
59 WASHINGTON	9	342	76	427
60 WEBSTER	3	404	60	467
61 WEST BATON ROUGE	7	241	42	290
62 WEST CARROLL	1	71	7	79
63 WEST FELICIANA	0	75	33	108
64 WINN	1	101	20	122
IN STATE TOTAL	832	41451	9326	51609
OUT OF STATE	449	4623	2702	7774
NO PARISH	2	19	3	24
GRAND TOTAL	1283	46093	12031	59407

Louisiana State Board of Nursing

Report as of: January 31, 2013

ANALYSIS BY EMPLOYMENT STATUS

Page 1 of 2

# Parish	No Answer	Full-Time	Part-Time	Per Diem	Full-Time Other	Part-Time Other	Per Diem Other	Volunteer	Unemployed Seeking	Unemployed Not Seeking	Retired	Total
1 ACADIA	10	392	40	16	6	2	0	1	18	29	5	519
2 ALLEN	2	125	13	1	1	0	0	1	4	5	9	161
3 ASCENSION	20	1117	233	39	22	7	1	3	51	71	5	1569
4 ASSUMPTION	2	115	14	5	4	0	0	1	6	8	5	160
5 AVOYELLES	5	367	39	2	5	1	0	0	8	11	3	441
6 BEAUREGARD	2	204	26	11	4	0	0	1	10	7	4	269
7 BIENVILLE	1	90	11	6	1	1	0	1	8	9	2	130
8 BOSSIER	51	1555	177	99	36	8	2	7	57	95	22	2109
9 CADDO	68	2567	241	162	44	16	2	14	81	164	44	3403
10 CALCASIEU	37	1548	227	84	27	9	3	6	61	111	33	2146
11 CALDWELL	2	67	10	1	2	0	0	0	4	4	0	90
12 CAMERON	3	34	5	2	0	0	0	0	0	2	0	46
13 CATAHOULA	1	78	13	3	1	0	1	0	5	3	0	105
14 CLAIBORNE	2	87	8	5	1	0	1	0	5	9	3	121
15 CONCORDIA	0	108	15	3	0	2	1	1	3	4	1	138
16 DE SOTO	8	237	31	14	1	0	0	1	11	10	3	316
17 EAST BATON ROUGE	82	3350	592	138	71	20	3	22	184	291	70	4823
18 EAST CARROLL	0	17	1	0	0	0	0	0	1	2	0	21
19 EAST FELICIANA	2	146	30	4	2	1	0	0	6	9	11	211
20 EVANGELINE	1	330	37	10	4	2	0	1	8	17	2	412
21 FRANKLIN	2	111	16	3	1	0	0	1	6	9	2	151
22 GRANT	3	203	25	5	2	0	0	1	3	20	4	266
23 IBERIA	11	337	45	17	5	2	1	5	10	28	7	468
24 IBERVILLE	4	166	37	8	4	3	0	1	6	13	4	246
25 JACKSON	4	132	24	8	2	0	0	0	3	13	3	189
26 JEFFERSON	75	4151	564	165	85	21	5	19	172	261	39	5557
27 JEFFERSON DAVIS	4	196	31	5	1	1	1	2	8	14	1	264
28 LAFAYETTE	33	2173	335	140	45	12	4	22	78	181	39	3062
29 LAFOURCHE	8	733	124	24	14	2	1	3	23	54	15	1001
30 LA SALLE	2	165	27	5	4	0	0	0	8	14	1	226
31 LINCOLN	14	357	50	27	4	1	0	3	17	27	5	505
32 LIVINGSTON	29	1066	171	45	13	2	0	2	46	54	6	1434
33 MADISON	1	66	11	0	0	0	0	0	2	3	0	83
34 MOREHOUSE	3	146	23	3	7	0	0	0	7	12	3	204
35 NATCHITOCHE	5	226	34	15	2	2	0	1	6	10	6	307
36 ORLEANS	57	2322	337	123	54	14	5	17	135	171	39	3274
37 OUACHITA	27	1575	180	48	28	2	1	5	55	91	16	2028
38 PLAQUEMINES	3	194	22	11	6	2	0	0	8	13	0	259

Louisiana State Board of Nursing

Report as of: January 31, 2013

ANALYSIS BY EMPLOYMENT STATUS

Page 2 of 2

# Parish	No Answer	Full-Time	Part-Time	Per Diem	Full-Time Other	Part-Time Other	Per Diem Other	Volunteer	Unemployed Seeking	Unemployed Not Seeking	Retired	Total
39 POINTE COUPEE	4	158	27	5	4	3	0	1	4	8	5	219
40 RAPIDES	38	1623	164	45	32	7	4	7	46	102	34	2102
41 RED RIVER	1	45	4	2	0	0	0	1	3	6	2	64
42 RICHLAND	1	179	25	6	2	1	0	0	3	9	5	231
43 SABINE	2	139	25	4	2	1	0	1	4	12	3	193
44 SAINT BERNARD	4	231	18	11	2	0	0	1	8	8	1	284
45 SAINT CHARLES	8	542	71	23	5	0	0	0	19	31	7	706
46 SAINT HELENA	2	53	5	3	0	0	0	0	2	2	1	68
47 SAINT JAMES	2	149	16	2	0	0	0	0	5	1	3	178
48 ST JOHN THE BAPTIST	6	320	26	12	0	0	0	1	9	5	3	382
49 SAINT LANDRY	7	600	71	30	6	2	0	2	22	25	5	770
50 SAINT MARTIN	4	258	38	9	6	0	0	1	5	13	4	338
51 SAINT MARY	8	161	23	10	5	1	0	1	7	11	2	229
52 SAINT TAMMANY	47	2964	482	243	74	21	5	15	133	263	44	4291
53 TANGIPAOHA	18	966	117	38	15	3	0	3	40	73	18	1291
54 TENSAS	0	11	4	0	3	0	0	0	0	2	0	20
55 TERREBONNE	20	814	114	21	17	5	2	1	23	78	12	1107
56 UNION	6	152	26	6	3	0	0	1	8	13	4	219
57 VERMILION	8	292	36	8	7	1	0	0	11	16	5	384
58 VERNON	10	241	23	8	4	2	0	4	14	15	5	326
59 WASHINGTON	9	302	47	22	1	0	0	0	14	27	5	427
60 WEBSTER	3	372	27	16	4	0	0	5	15	21	4	467
61 WEST BATON ROUGE	7	218	38	7	2	0	0	1	3	10	4	290
62 WEST CARROLL	1	56	12	1	1	0	0	0	2	5	1	79
63 WEST FELICIANA	0	79	10	1	1	0	0	0	3	13	1	108
64 WINN	1	97	9	0	0	0	0	0	4	8	3	122
IN STATE TOTAL	801	37875	5277	1790	705	180	43	188	1531	2626	593	51609
OUT OF STATE	426	5653	612	211	117	18	5	28	291	374	39	7774
NO PARISH	2	15	3	1	1	0	0	0	2	0	0	24
GRAND TOTAL	1229	43543	5892	2002	823	198	48	216	1824	3000	632	59407

Louisiana State Board of Nursing

Report as of: January 31, 2013

ANALYSIS BY ETHNICITY

Page 1 of 2

# Parish	No Answer	American Indian Alaskan Native	Asian	Black African American	Native Hawaiian Pacific Islander	White Caucasian	Hispanic Latino	Total
1 ACADIA	10	0	1	22	0	484	2	519
2 ALLEN	2	3	0	8	0	146	2	161
3 ASCENSION	20	10	14	193	5	1307	20	1569
4 ASSUMPTION	2	0	1	18	0	137	2	160
5 AVOYELLES	5	5	1	36	0	393	1	441
6 BEAUREGARD	2	0	3	12	1	249	2	269
7 BIENVILLE	1	0	1	20	0	108	0	130
8 BOSSIER	51	15	27	202	4	1793	17	2109
9 CADDO	68	18	52	808	2	2419	36	3403
10 CALCASIEU	37	4	16	283	5	1775	26	2146
11 CALDWELL	2	0	0	3	0	84	1	90
12 CAMERON	3	0	0	0	0	43	0	46
13 CATAHOULA	1	0	0	9	0	95	0	105
14 CLAIBORNE	2	0	0	19	0	100	0	121
15 CONCORDIA	0	0	0	23	0	115	0	138
16 DE SOTO	8	1	0	35	0	270	2	316
17 EAST BATON ROUGE	82	11	79	1131	5	3462	53	4823
18 EAST CARROLL	0	0	0	10	0	11	0	21
19 EAST FELICIANA	2	4	2	46	0	157	0	211
20 EVANGELINE	1	1	1	20	1	387	1	412
21 FRANKLIN	2	0	1	2	1	145	0	151
22 GRANT	3	2	0	4	0	256	1	266
23 IBERIA	11	0	4	73	0	375	5	468
24 IBERVILLE	4	1	0	49	0	191	1	246
25 JACKSON	4	2	0	21	0	162	0	189
26 JEFFERSON	75	22	141	896	12	4182	229	5557
27 JEFFERSON DAVIS	4	2	0	23	1	234	0	264
28 LAFAYETTE	33	11	32	345	1	2604	36	3062
29 LAFOURCHE	8	8	5	50	2	921	7	1001
30 LA SALLE	2	2	0	4	0	218	0	226
31 LINCOLN	14	1	5	81	1	401	2	505
32 LIVINGSTON	29	6	9	44	1	1337	8	1434
33 MADISON	1	0	0	24	0	58	0	83
34 MOREHOUSE	3	0	1	50	0	150	0	204
35 NATCHITOCHE	5	4	3	30	0	261	4	307
36 ORLEANS	57	8	54	1182	6	1893	74	3274

Louisiana State Board of Nursing

Report as of: January 31, 2013

ANALYSIS BY ETHNICITY

Page 2 of 2

# Parish	No Answer	American Indian Alaskan Native	Asian	Black African American	Native Hawaiian Pacific Islander	White Caucasian	Hispanic Latino	Total
37 OUACHITA	27	5	28	282	1	1671	14	2028
38 PLAQUEMINES	3	1	5	23	1	221	5	259
39 POINTE COUPEE	4	0	0	18	0	196	1	219
40 RAPIDES	38	17	34	237	2	1757	17	2102
41 RED RIVER	1	0	0	7	0	56	0	64
42 RICHLAND	1	0	1	24	0	205	0	231
43 SABINE	2	15	0	4	0	169	3	193
44 SAINT BERNARD	4	4	2	23	0	239	12	284
45 SAINT CHARLES	8	1	8	107	2	561	19	706
46 SAINT HELENA	2	0	0	13	0	52	1	68
47 SAINT JAMES	2	0	0	45	0	130	1	178
48 ST JOHN THE BAPTIST	6	0	3	177	1	186	9	382
49 SAINT LANDRY	7	3	2	167	1	585	5	770
50 SAINT MARTIN	4	0	0	68	0	265	1	338
51 SAINT MARY	8	3	1	19	1	195	2	229
52 SAINT TAMMANY	47	19	47	259	6	3814	99	4291
53 TANGIPAHOA	18	2	11	100	0	1146	14	1291
54 TENSAS	0	0	0	6	0	14	0	20
55 TERREBONNE	20	11	9	59	0	1004	4	1107
56 UNION	6	0	0	9	0	203	1	219
57 VERMILION	8	1	2	22	0	347	4	384
58 VERNON	10	3	7	25	2	273	6	326
59 WASHINGTON	9	0	0	38	0	379	1	427
60 WEBSTER	3	3	4	58	0	397	2	467
61 WEST BATON ROUGE	7	0	1	60	1	220	1	290
62 WEST CARROLL	1	1	0	3	0	73	1	79
63 WEST FELICIANA	0	1	0	8	0	98	1	108
64 WINN	1	0	1	15	0	104	1	122
IN STATE TOTAL	801	231	619	7652	66	41483	757	51609
OUT OF STATE	426	36	125	1191	12	5812	172	7774
NO COUNTY	2	0	1	2	1	17	1	24
GRAND TOTAL	1229	267	745	8845	79	47312	930	59407

Louisiana State Board of Nursing

Report as of: January 31, 2013

ANALYSIS BY HIGHEST DEGREE HELD

Page 1 of 2

# Parish	No	Dip	Assoc	Assoc	Bacc	Bacc	Master's	Master's	DNSc		Doctoral	Total	
	Answer	Nursing	Nursing	Non Nursing	Nursing	Non Nursing	Nursing	Non Nursing	PHD	DNP	Non Nursing		
1 ACADIA	10	23	258	1	170	21	26	8	0	1	0	1	519
2 ALLEN	2	4	91	1	48	2	11	2	0	0	0	0	161
3 ASCENSION	20	162	438	4	632	103	168	32	2	3	1	4	1569
4 ASSUMPTION	2	14	71	1	60	6	5	1	0	0	0	0	160
5 AVOYELLES	5	12	284	0	100	15	21	4	0	0	0	0	441
6 BEAUREGARD	2	9	114	1	110	9	19	4	1	0	0	0	269
7 BIENVILLE	1	2	77	0	38	5	5	1	0	1	0	0	130
8 BOSSIER	51	47	909	10	752	98	178	54	2	2	0	6	2109
9 CADDO	68	66	1276	15	1351	214	275	118	7	1	2	10	3403
10 CALCASIEU	37	61	550	4	1120	70	230	52	5	5	0	12	2146
11 CALDWELL	2	1	41	0	33	5	7	1	0	0	0	0	90
12 CAMERON	3	0	15	0	19	0	9	0	0	0	0	0	46
13 CATAHOULA	1	2	61	2	27	3	7	1	0	0	0	1	105
14 CLAIBORNE	2	2	59	0	41	7	10	0	0	0	0	0	121
15 CONCORDIA	0	2	79	0	41	5	10	1	0	0	0	0	138
16 DE SOTO	8	4	154	3	115	15	11	6	0	0	0	0	316
17 EAST BATON ROUGE	82	473	957	21	2131	395	525	167	8	6	9	49	4823
18 EAST CARROLL	0	1	8	0	10	2	0	0	0	0	0	0	21
19 EAST FELICIANA	2	26	72	3	68	14	19	5	0	1	0	1	211
20 EVANGELINE	1	19	249	2	95	12	26	6	0	0	0	2	412
21 FRANKLIN	2	6	61	0	59	5	17	1	0	0	0	0	151
22 GRANT	3	3	151	2	78	10	13	6	0	0	0	0	266
23 IBERIA	11	29	135	0	220	24	35	11	0	0	1	2	468
24 IBERVILLE	4	30	66	1	101	16	22	4	1	0	0	1	246
25 JACKSON	4	3	106	0	47	13	13	2	0	0	0	1	189
26 JEFFERSON	75	511	1569	25	2140	461	527	186	9	13	11	30	5557
27 JEFFERSON DAVIS	4	5	94	1	120	9	25	2	0	2	0	2	264
28 LAFAYETTE	33	147	719	8	1572	139	312	98	3	10	5	16	3062
29 LAFOURCHE	8	45	336	3	466	34	82	15	3	2	4	3	1001
30 LA SALLE	2	2	143	0	64	4	10	1	0	0	0	0	226
31 LINCOLN	14	15	231	0	146	32	45	19	1	2	0	0	505
32 LIVINGSTON	29	137	440	6	619	75	100	21	0	1	0	6	1434
33 MADISON	1	2	46	0	23	2	7	1	0	1	0	0	83
34 MOREHOUSE	3	6	77	2	93	3	16	1	0	1	0	2	204
35 NATCHITOCHE	5	5	133	1	103	10	33	13	0	2	1	1	307
36 ORLEANS	57	199	641	12	1259	339	508	186	19	11	8	35	3274
37 OUACHITA	27	45	524	7	982	87	275	56	3	6	1	15	2028

Louisiana State Board of Nursing

Report as of: January 31, 2013

ANALYSIS BY HIGHEST DEGREE HELD

Page 2 of 2

# Parish	No Answer	Dip Nursing	Assoc Nursing	Assoc	Bacc	Bacc	Master's	Master's	PHD	DNP	DNSc	Doctoral	Total
				Non Nursing	Nursing	Non Nursing	Non Nursing	Non Nursing			Non Nursing	DNS	
38 PLAQUEMINES	3	13	82	0	121	14	23	2	0	0	1	0	259
39 POINTE COUPEE	4	34	86	1	64	6	18	4	0	0	0	2	219
40 RAPIDES	38	33	944	9	688	77	231	66	5	4	1	6	2102
41 RED RIVER	1	2	25	1	24	3	5	3	0	0	0	0	64
42 RICHLAND	1	5	87	2	98	9	27	2	0	0	0	0	231
43 SABINE	2	2	109	0	61	5	12	1	0	1	0	0	193
44 SAINT BERNARD	4	10	119	0	103	20	21	6	0	1	0	0	284
45 SAINT CHARLES	8	55	237	10	278	44	50	21	1	1	1	0	706
46 SAINT HELENA	2	6	25	0	25	2	6	2	0	0	0	0	68
47 SAINT JAMES	2	18	53	0	92	7	4	1	0	0	0	1	178
48 ST JOHN THE BAPTIST	6	23	118	1	160	29	34	10	1	0	0	0	382
49 SAINT LANDRY	7	33	372	5	249	28	55	17	2	1	0	1	770
50 SAINT MARTIN	4	16	102	2	166	12	22	9	0	1	3	1	338
51 SAINT MARY	8	18	74	3	105	3	15	3	0	0	0	0	229
52 SAINT TAMMANY	47	365	1324	12	1645	304	422	130	1	10	9	22	4291
53 TANGIPAHOA	18	69	415	9	580	65	98	26	0	4	1	6	1291
54 TENSAS	0	2	5	0	9	0	2	1	1	0	0	0	20
55 TERREBONNE	20	45	339	7	510	38	112	29	1	1	1	4	1107
56 UNION	6	6	121	1	61	8	12	4	0	0	0	0	219
57 VERMILION	8	16	129	0	183	10	27	9	1	1	0	0	384
58 VERNON	10	5	133	1	131	13	17	15	0	0	0	1	326
59 WASHINGTON	9	15	230	1	133	13	20	3	0	0	2	1	427
60 WEBSTER	3	13	267	1	123	15	40	5	0	0	0	0	467
61 WEST BATON ROUGE	7	31	96	5	102	17	27	4	0	0	0	1	290
62 WEST CARROLL	1	4	34	0	31	3	5	1	0	0	0	0	79
63 WEST FELICIANA	0	11	36	0	43	6	8	2	1	1	0	0	108
64 WINN	1	0	73	1	40	3	4	0	0	0	0	0	122
IN STATE TOTAL	801	2970	16870	208	20878	3018	4919	1462	78	97	62	246	51609
OUT OF STATE	426	433	2693	46	2478	482	746	351	20	31	21	47	7774
NO PARISH	2	0	5	0	9	1	4	3	0	0	0	0	24
GRAND TOTAL	1229	3403	19568	254	23365	3501	5669	1816	98	128	83	293	59407

Louisiana State Board of Nursing

Report as of: January 31, 2013

ANALYSIS BY MAJOR CLINICAL OR TEACHING OR PRACTICE AREA

Page 1 of 2

# Parish	No Answer	Anesth	Ger Geron	Med Surg	Occu Hlth	Adult				Sch Hlth	Wom Hlth	Crit Care	Comm	Home		Mat		Psych		Other	Total
						Oncol	Fam Hlth	Pub Hlth	Rehab					Hlth	Trauma	Care	Pall Care	Ped Neo	Mtl Hlth		
1 ACADIA	10	8	32	95	0	7	11	5	6	9	6	61	7	48	46	22	18	9	23	96	519
2 ALLEN	2	4	10	24	2	1	8	2	2	4	2	22	1	16	24	7	4	6	6	14	161
3 ASCENSION	20	58	30	191	24	37	83	18	18	20	56	182	25	87	113	89	20	137	43	318	1569
4 ASSUMPTION	2	1	19	18	2	2	4	1	3	5	2	17	3	11	24	7	0	4	6	29	160
5 AVOYELLES	5	4	49	70	1	4	18	4	2	11	2	56	8	49	35	9	9	19	25	61	441
6 BEAUREGARD	2	2	16	47	2	1	12	3	10	9	3	23	3	14	27	22	2	11	10	50	269
7 BIENVILLE	1	0	8	25	0	1	5	0	7	4	3	12	0	9	9	4	1	6	7	28	130
8 BOSSIER	51	76	63	346	15	49	67	10	23	26	64	338	12	70	128	84	15	140	69	463	2109
9 CADDO	68	102	111	601	13	93	128	19	44	24	84	449	27	92	203	119	43	235	151	797	3403
10 CALCASIEU	37	58	86	389	23	42	99	14	28	25	42	229	24	97	134	111	27	107	117	457	2146
11 CALDWELL	2	3	7	20	0	0	7	2	1	1	1	5	1	15	7	2	0	0	2	14	90
12 CAMERON	3	2	1	7	0	0	3	1	0	3	0	3	0	4	3	3	2	0	3	8	46
13 CATAHOULA	1	1	12	18	0	2	8	2	0	2	0	12	2	14	9	6	1	5	3	7	105
14 CLAIBORNE	2	2	8	23	0	0	6	3	2	2	2	13	2	9	12	3	0	2	7	23	121
15 CONCORDIA	0	3	10	22	0	1	10	0	3	2	1	19	0	19	14	5	1	3	4	21	138
16 DE SOTO	8	6	17	44	1	10	13	2	5	2	7	30	4	27	26	9	3	17	16	69	316
17 EAST BATON ROUGE	82	154	140	713	32	104	255	50	77	79	139	517	86	179	265	229	44	281	212	1185	4823
18 EAST CARROLL	0	0	1	8	0	0	0	1	0	1	0	1	0	1	5	1	0	1	0	1	21
19 EAST FELICIANA	2	3	14	18	1	0	19	4	4	4	4	13	4	11	7	9	1	3	50	40	211
20 EVANGELINE	1	12	23	78	3	2	22	4	7	12	2	47	5	39	36	22	3	4	23	67	412
21 FRANKLIN	2	0	12	19	1	1	14	3	0	2	0	15	5	22	14	5	7	3	6	20	151
22 GRANT	3	3	21	50	3	4	11	2	3	7	2	40	2	11	15	4	7	7	21	50	266
23 IBERIA	11	12	27	84	2	9	22	6	13	13	3	41	4	29	36	28	1	8	13	106	468
24 IBERVILLE	4	5	2	32	3	10	9	4	6	12	8	17	4	18	16	8	3	8	8	69	246
25 JACKSON	4	2	13	32	1	2	5	7	2	2	6	32	0	15	14	1	2	6	4	39	189
26 JEFFERSON	75	197	144	801	28	160	213	27	85	65	83	704	80	214	355	295	56	428	169	1378	5557
27 JEFFERSON DAVIS	4	4	16	50	2	8	21	4	6	5	7	17	4	20	27	9	6	6	15	33	264
28 LAFAYETTE	34	111	77	447	22	79	138	16	67	35	71	435	35	116	206	132	40	185	127	689	3062
29 LAFOURCHE	8	27	38	183	7	15	53	10	11	16	28	122	12	65	83	34	13	34	34	208	1001
30 LA SALLE	2	0	13	59	0	0	9	5	2	5	0	29	3	15	26	5	5	7	12	29	226
31 LINCOLN	14	10	20	99	1	3	27	5	8	10	14	62	3	33	33	31	7	27	26	72	505
32 LIVINGSTON	29	20	50	180	9	35	65	9	29	28	56	190	17	73	112	89	21	80	43	299	1434
33 MADISON	1	1	6	14	1	0	6	1	2	1	0	5	2	18	5	2	2	4	1	11	83
34 MOREHOUSE	3	1	15	23	0	1	11	8	12	6	3	16	4	11	10	7	6	10	11	46	204
35 NATCHITOCHE	5	9	19	41	0	5	15	3	2	17	9	39	6	21	27	15	6	7	10	51	307
36 ORLEANS	57	143	86	487	15	106	171	25	42	65	50	472	79	116	158	104	21	228	152	697	3274
37 OUACHITA	27	61	79	318	11	15	120	21	37	34	61	288	21	119	92	85	24	125	66	424	2028

Louisiana State Board of Nursing

Report as of: January 31, 2013

ANALYSIS BY MAJOR CLINICAL OR TEACHING OR PRACTICE AREA

Page 2 of 2

# Parish	No Answer	Anesth	Ger Geron	Med Surg	Occu Hlth	Adult				Sch Hlth	Wom Hlth	Crit Care	Comm	Home			Mat		Psych			Total
						Oncol	Fam Hlth	Pub Hlth	Rehab					Hlth	Trauma	Chi Care	Pall Care	Ped Neo	Mtl Hlth	Other		
38 PLAQUEMINES	3	9	5	34	5	11	10	4	1	9	2	29	3	11	18	13	2	14	9	67	259	
39 POINTE COUPEE	4	9	16	36	0	3	16	3	2	9	3	16	2	19	15	5	5	3	6	47	219	
40 RAPIDES	38	59	89	342	14	38	108	25	33	35	17	267	23	74	110	90	41	93	144	462	2102	
41 RED RIVER	1	0	2	8	0	1	1	4	2	0	1	8	3	7	4	1	0	4	5	12	64	
42 RICHLAND	1	2	15	22	0	1	19	3	3	2	4	26	6	21	23	11	5	11	16	40	231	
43 SABINE	2	2	19	32	0	2	9	7	1	4	2	22	3	20	15	7	3	5	6	32	193	
44 SAINT BERNARD	4	3	9	41	0	6	9	0	4	6	8	52	0	11	30	9	2	27	9	54	284	
45 SAINT CHARLES	9	14	28	98	11	19	22	4	11	27	8	94	10	29	52	27	8	49	21	165	706	
46 SAINT HELENA	2	1	8	10	0	1	6	2	2	3	1	6	0	4	4	1	2	2	3	10	68	
47 SAINT JAMES	2	1	11	31	1	1	9	6	1	6	8	16	2	10	15	6	2	10	2	38	178	
48 ST JOHN THE BAPTIST	6	9	19	81	6	7	19	4	6	8	8	43	5	25	21	11	4	14	12	74	382	
49 SAINT LANDRY	7	18	51	126	2	10	28	9	18	14	14	94	6	50	62	30	11	23	47	150	770	
50 SAINT MARTIN	4	6	11	71	1	5	11	7	4	9	2	48	2	18	31	10	5	15	16	62	338	
51 SAINT MARY	8	3	8	28	3	4	7	2	2	14	5	30	0	20	20	16	1	10	6	42	229	
52 SAINT TAMMANY	47	167	111	637	25	99	173	15	60	41	64	627	37	192	243	234	40	245	164	1070	4291	
53 TANGIPAHOA	19	26	48	230	6	17	70	11	28	22	24	178	12	66	95	56	9	62	47	265	1291	
54 TENSAS	0	1	0	4	0	0	2	0	0	1	0	0	0	4	2	0	0	2	0	4	20	
55 TERREBONNE	20	50	34	197	9	21	50	7	15	16	30	127	8	67	73	46	10	39	35	253	1107	
56 UNION	6	1	20	30	2	2	10	7	5	1	4	20	3	27	17	7	0	10	12	35	219	
57 VERMILION	8	17	25	63	1	10	16	4	3	5	3	42	4	23	35	15	7	14	14	75	384	
58 VERNON	10	1	8	70	4	1	17	9	9	12	8	35	5	13	27	21	0	9	7	60	326	
59 WASHINGTON	9	1	26	89	1	7	19	5	3	8	4	61	9	39	42	10	7	10	21	56	427	
60 WEBSTER	3	6	30	85	4	3	15	5	13	7	17	59	9	43	33	15	8	24	18	70	467	
61 WEST BATON ROUGE	7	5	8	45	5	8	18	7	6	2	5	32	9	9	15	15	4	19	13	58	290	
62 WEST CARROLL	1	0	10	16	0	0	5	0	3	3	1	5	2	8	7	0	0	4	3	11	79	
63 WEST FELICIANA	0	0	5	8	1	2	7	2	1	2	1	17	0	6	9	3	0	11	11	22	108	
64 WINN	1	3	11	21	0	0	5	1	2	0	1	17	2	9	10	4	0	3	8	24	122	
IN STATE TOTAL	804	1519	1922	8131	326	1088	2369	454	807	834	1066	6544	660	2552	3384	2280	597	2895	2150	11227	51609	
OUT OF STATE	426	273	259	812	187	115	346	66	106	49	106	915	113	204	511	241	66	247	243	2489	7774	
NO PARISH	2	2	1	4	0	1	1	0	0	0	0	3	0	0	2	2	0	0	1	5	24	
GRAND TOTAL	1232	1794	2182	8947	513	1204	2716	520	913	883	1172	7462	773	2756	3897	2523	663	3142	2394	13721	59407	

Louisiana State Board of Nursing

Report as of: January 31, 2013

ANALYSIS BY MARITAL STATUS

Page 1 of 2

# Parish	No Answer	Never Married	Married	Widowed	Divorced	Separated	Total
1 ACADIA	10	65	367	8	61	8	519
2 ALLEN	2	15	117	5	20	2	161
3 ASCENSION	20	153	1167	22	192	15	1569
4 ASSUMPTION	2	24	110	3	19	2	160
5 AVOYELLES	5	29	315	12	71	9	441
6 BEAUREGARD	2	16	208	9	29	5	269
7 BIENVILLE	1	18	84	11	14	2	130
8 BOSSIER	51	216	1458	55	292	37	2109
9 CADDO	68	548	2054	89	575	69	3403
10 CALCASIEU	37	280	1419	62	318	30	2146
11 CALDWELL	2	3	61	2	16	6	90
12 CAMERON	3	5	29	0	8	1	46
13 CATAHOULA	1	5	83	3	12	1	105
14 CLAIBORNE	2	17	82	3	16	1	121
15 CONCORDIA	0	13	95	4	25	1	138
16 DE SOTO	8	21	232	14	35	6	316
17 EAST BATON ROUGE	82	923	2867	118	752	81	4823
18 EAST CARROLL	0	5	10	0	4	2	21
19 EAST FELICIANA	2	25	141	10	28	5	211
20 EVANGELINE	1	46	294	12	52	7	412
21 FRANKLIN	2	8	115	6	19	1	151
22 GRANT	3	18	198	4	39	4	266
23 IBERIA	11	71	299	17	64	6	468
24 IBERVILLE	4	40	165	7	27	3	246
25 JACKSON	4	18	147	1	17	2	189
26 JEFFERSON	75	1097	3262	156	872	95	5557
27 JEFFERSON DAVIS	4	30	188	7	26	9	264
28 LAFAYETTE	33	494	1955	59	474	47	3062
29 LAFOURCHE	8	148	720	15	100	10	1001
30 LA SALLE	2	7	182	2	29	4	226
31 LINCOLN	14	71	342	20	50	8	505
32 LIVINGSTON	29	153	1015	24	186	27	1434
33 MADISON	1	9	63	2	8	0	83
34 MOREHOUSE	3	19	144	10	26	2	204
35 NATCHITOCHE	5	25	213	11	45	8	307
36 ORLEANS	57	928	1594	91	550	54	3274
37 OUACHITA	27	218	1417	36	293	37	2028
38 PLAQUEMINES	3	36	185	8	23	4	259
39 POINTE COUPEE	4	27	159	5	23	1	219

Louisiana State Board of Nursing

Report as of: January 31, 2013

ANALYSIS BY MARITAL STATUS

Page 2 of 2

# Parish	No Answer	Never Married	Married	Widowed	Divorced	Separated	Total
40 RAPIDES	38	199	1387	63	377	38	2102
41 RED RIVER	1	8	48	1	5	1	64
42 RICHLAND	1	9	174	8	34	5	231
43 SABINE	2	9	151	3	25	3	193
44 SAINT BERNARD	4	58	177	5	36	4	284
45 SAINT CHARLES	8	84	513	9	88	4	706
46 SAINT HELENA	2	8	43	2	13	0	68
47 SAINT JAMES	2	27	138	3	6	2	178
48 ST JOHN THE BAPTIST	6	66	246	4	53	7	382
49 SAINT LANDRY	7	126	501	20	103	13	770
50 SAINT MARTIN	4	43	235	4	50	2	338
51 SAINT MARY	8	32	146	9	31	3	229
52 SAINT TAMMANY	47	428	3023	92	639	62	4291
53 TANGIPAHOA	18	169	847	38	191	28	1291
54 TENSAS	0	2	14	1	3	0	20
55 TERREBONNE	20	143	756	25	144	19	1107
56 UNION	6	9	166	6	27	5	219
57 VERMILION	8	53	262	7	52	2	384
58 VERNON	10	31	225	8	46	6	326
59 WASHINGTON	9	32	298	13	64	11	427
60 WEBSTER	3	46	320	13	80	5	467
61 WEST BATON ROUGE	7	43	199	1	37	3	290
62 WEST CARROLL	1	7	52	1	15	3	79
63 WEST FELICIANA	0	7	78	4	17	2	108
64 WINN	1	12	86	5	16	2	122
IN STATE TOTAL	801	7495	33641	1268	7562	842	51609
OUT OF STATE	426	1024	4576	205	1426	117	7774
NO PARISH	2	7	12	0	3	0	24
GRAND TOTAL	1229	8526	38229	1473	8991	959	59407

Louisiana State Board of Nursing

Report as of: January 31, 2013

ANALYSIS BY OUT OF STATE EMPLOYMENT

Page 1 of 2

# Parish	No Answer	Full-Time	Part-Time	Per Diem	Total
1 ACADIA	434	67	12	6	519
2 ALLEN	140	17	2	2	161
3 ASCENSION	1341	170	29	29	1569
4 ASSUMPTION	133	21	4	2	160
5 AVOYELLES	384	50	4	3	441
6 BEAUREGARD	231	35	2	1	269
7 BIENVILLE	111	15	1	3	130
8 BOSSIER	1771	271	28	39	2109
9 CADDO	2825	473	27	78	3403
10 CALCASIEU	1784	284	37	41	2146
11 CALDWELL	77	12	1	0	90
12 CAMERON	39	6	1	0	46
13 CATAHOULA	88	12	3	2	105
14 CLAIBORNE	102	15	0	4	121
15 CONCORDIA	101	30	5	2	138
16 DE SOTO	267	38	2	9	316
17 EAST BATON ROUGE	4035	587	108	93	4823
18 EAST CARROLL	15	6	0	0	21
19 EAST FELICIANA	176	30	3	2	211
20 EVANGELINE	345	56	6	5	412
21 FRANKLIN	125	21	1	4	151
22 GRANT	230	30	6	0	266
23 IBERIA	384	62	9	13	468
24 IBERVILLE	211	30	1	4	246
25 JACKSON	154	22	6	7	189
26 JEFFERSON	4605	747	80	125	5557
27 JEFFERSON DAVIS	216	41	2	5	264
28 LAFAYETTE	2612	334	64	52	3062
29 LAFOURCHE	852	116	21	12	1001
30 LA SALLE	193	24	4	5	226
31 LINCOLN	432	55	10	8	505
32 LIVINGSTON	1228	163	21	22	1434
33 MADISON	68	7	4	4	83
34 MOREHOUSE	164	33	5	2	204
35 NATCHITOCHE	274	25	4	4	307
36 ORLEANS	2663	451	63	97	3274
37 OUACHITA	1711	262	25	30	2028
38 PLAQUEMINES	214	38	4	3	259
39 POINTE COUPEE	192	20	3	4	219

Louisiana State Board of Nursing

Report as of: January 31, 2013

ANALYSIS BY OUT OF STATE EMPLOYMENT

Page 2 of 2

# Parish	No Answer	Full-Time	Part-Time	Per Diem	Total
40 RAPIDES	1763	275	27	37	2102
41 RED RIVER	59	4	0	1	64
42 RICHLAND	190	35	5	1	231
43 SABINE	169	17	2	5	193
44 SAINT BERNARD	232	38	8	6	284
45 SAINT CHARLES	600	90	7	9	706
46 SAINT HELENA	55	9	2	2	68
47 SAINT JAMES	150	21	4	3	178
48 ST JOHN THE BAPTIST	321	52	4	5	382
49 SAINT LANDRY	645	100	14	11	770
50 SAINT MARTIN	280	49	4	5	338
51 SAINT MARY	196	27	3	3	229
52 SAINT TAMMANY	3624	474	73	120	4291
53 TANGIPAHOA	1072	171	17	31	1291
54 TENSAS	15	0	2	3	20
55 TERREBONNE	964	106	19	18	1107
56 UNION	189	24	0	6	219
57 VERMILION	326	49	3	6	384
58 VERNON	259	57	7	3	326
59 WASHINGTON	355	48	8	16	427
60 WEBSTER	379	68	8	12	467
61 WEST BATON ROUGE	242	36	5	7	290
62 WEST CARROLL	71	7	1	0	79
63 WEST FELICIANA	97	10	1	0	108
64 WINN	98	17	4	3	122
IN STATE TOTAL	43278	6460	836	1035	51609
OUT OF STATE	2925	2731	556	1562	7774
NO PARISH	15	4	0	5	24
GRAND TOTAL	46218	9195	1392	2602	59407

Louisiana State Board of Nursing

Report as of: January 31, 2013

ANALYSIS BY PERSONAL INCOME

Page 1 of 2

# Parish	No Answer	< 15k	15k - 25k	25k - 35k	35k - 50k	50k - 75k	75k - 100k	100k - 150k	> 150K	Not Prov	Total
1 ACADIA	10	49	20	27	105	200	62	11	3	32	519
2 ALLEN	2	11	4	6	50	53	21	4	1	9	161
3 ASCENSION	20	105	36	81	353	553	208	72	24	117	1569
4 ASSUMPTION	2	11	5	10	30	74	19	0	0	9	160
5 AVOYELLES	5	18	9	24	91	202	58	3	5	26	441
6 BEAUREGARD	2	16	10	19	60	108	28	4	2	20	269
7 BIENVILLE	1	16	3	9	25	52	13	1	1	9	130
8 BOSSIER	51	148	61	86	355	829	341	66	30	142	2109
9 CADDO	69	254	82	134	538	1337	571	137	34	247	3403
10 CALCASIEU	37	176	67	147	515	708	225	96	37	138	2146
11 CALDWELL	2	6	2	5	15	34	14	2	2	8	90
12 CAMERON	3	4	2	2	16	9	7	0	1	2	46
13 CATAHOULA	1	4	6	5	29	38	15	1	0	6	105
14 CLAIBORNE	2	9	4	9	27	47	11	2	1	9	121
15 CONCORDIA	0	7	2	11	39	50	15	4	1	9	138
16 DE SOTO	8	21	8	13	60	131	49	9	2	15	316
17 EAST BATON ROUGE	88	406	154	278	989	1649	595	210	45	409	4823
18 EAST CARROLL	0	1	1	2	4	11	1	0	0	1	21
19 EAST FELICIANA	2	20	8	11	37	69	40	8	0	16	211
20 EVANGELINE	1	28	13	21	84	166	51	17	5	26	412
21 FRANKLIN	2	10	8	6	33	52	18	5	3	14	151
22 GRANT	3	15	6	19	56	103	43	6	1	14	266
23 IBERIA	11	44	15	25	101	152	58	19	5	38	468
24 IBERVILLE	4	23	8	12	71	79	24	12	0	13	246
25 JACKSON	4	17	12	8	40	65	19	9	3	12	189
26 JEFFERSON	77	395	147	222	942	2091	920	247	53	463	5557
27 JEFFERSON DAVIS	4	15	8	16	66	96	34	4	2	19	264
28 LAFAYETTE	36	271	111	163	660	1043	356	151	45	226	3062
29 LAFOURCHE	9	63	35	43	197	385	154	31	9	75	1001
30 LA SALLE	2	17	8	11	44	97	25	7	0	15	226
31 LINCOLN	14	42	27	28	130	160	53	15	5	31	505
32 LIVINGSTON	30	79	32	87	321	595	179	43	13	55	1434
33 MADISON	1	7	3	3	13	35	10	3	0	8	83
34 MOREHOUSE	3	17	8	9	50	66	24	10	0	17	204
35 NATCHITOCHEs	6	21	16	19	63	106	45	9	5	17	307
36 ORLEANS	59	283	73	145	540	1207	496	149	60	262	3274
37 OUACHITA	28	132	56	117	434	757	256	79	36	133	2028
38 PLAQUEMINES	4	11	8	15	35	110	39	11	5	21	259
39 POINTE COUPEE	4	18	10	9	53	80	22	6	3	14	219

Louisiana State Board of Nursing

Report as of: January 31, 2013

ANALYSIS BY PERSONAL INCOME

Page 2 of 2

# Parish	No Answer	< 15k	15k - 25k	25k - 35k	35k - 50k	50k - 75k	75k - 100k	100k - 150k	> 150K	Not Prov	Total
40 RAPIDES	39	147	45	87	375	847	295	83	30	154	2102
41 RED RIVER	1	4	2	2	9	26	10	3	0	7	64
42 RICHLAND	1	18	8	8	67	81	29	7	2	10	231
43 SABINE	2	23	8	8	46	66	20	5	2	13	193
44 SAINT BERNARD	4	19	2	16	59	124	42	6	2	10	284
45 SAINT CHARLES	8	39	19	33	125	304	110	35	1	32	706
46 SAINT HELENA	2	4	0	0	12	33	9	3	1	4	68
47 SAINT JAMES	2	4	2	9	44	78	21	6	0	12	178
48 ST JOHN THE BAPTIST	7	10	8	6	67	170	78	9	2	25	382
49 SAINT LANDRY	7	48	27	37	156	310	98	33	9	45	770
50 SAINT MARTIN	5	17	10	20	76	123	51	16	1	19	338
51 SAINT MARY	9	19	11	14	53	69	27	11	2	14	229
52 SAINT TAMMANY	51	352	138	239	752	1522	622	199	77	339	4291
53 TANGIPAHOA	21	86	40	58	230	529	184	44	17	82	1291
54 TENSAS	0	2	0	5	1	5	2	1	1	3	20
55 TERREBONNE	20	86	35	49	197	415	153	45	22	85	1107
56 UNION	7	20	7	10	36	91	25	3	1	19	219
57 VERMILION	9	31	13	13	82	135	59	10	9	23	384
58 VERNON	10	29	9	16	77	115	37	8	2	23	326
59 WASHINGTON	9	38	11	21	68	181	57	14	0	28	427
60 WEBSTER	3	35	9	20	89	200	66	17	4	24	467
61 WEST BATON ROUGE	7	16	7	16	82	97	42	6	1	16	290
62 WEST CARROLL	1	4	3	5	14	35	9	2	0	6	79
63 WEST FELICIANA	0	11	5	1	20	38	20	3	0	10	108
64 WINN	1	13	4	5	32	47	8	4	2	6	122
IN STATE TOTAL	833	3865	1511	2555	10040	19240	7193	2036	630	3706	51609
OUT OF STATE	449	498	125	225	980	2804	1245	411	142	895	7774
NO COUNTY	2	3	2	1	8	3	2	2	0	1	24
GRAND TOTAL	1284	4366	1638	2781	11028	22047	8440	2449	772	4602	59407

Louisiana State Board of Nursing

Report as of: January 31, 2013

ANALYSIS BY PLACE OF EMPLOYMENT

Page 1 of 2

# Parish	Home					Long							Total		
	No Answer	Ambu Care	Comm Hlth	Corr Fac	Hlth Care	Hosp	Ins Comp	Term Care	Acad Set	Occu Hlth	Pub Hlth	Reg Agency		Sch Hlth	Other
1 ACADIA	10	26	8	1	62	274	3	30	7	0	8	1	9	80	519
2 ALLEN	2	6	3	3	18	78	0	9	6	1	2	0	7	26	161
3 ASCENSION	20	158	35	18	96	876	49	20	23	23	13	7	26	205	1569
4 ASSUMPTION	2	7	3	0	12	85	3	14	1	2	1	3	6	21	160
5 AVOYELLES	5	20	9	10	64	204	3	47	6	1	6	2	14	50	441
6 BEAUREGARD	2	12	6	2	21	172	1	13	3	1	4	0	10	22	269
7 BIENVILLE	1	9	1	0	10	69	2	9	1	0	0	0	4	24	130
8 BOSSIER	51	203	15	3	94	1314	11	58	41	9	7	4	33	266	2109
9 CADDO	68	316	37	4	115	2153	20	95	69	11	26	12	26	451	3403
10 CALCASIEU	37	190	22	7	139	1257	6	81	47	19	20	8	30	283	2146
11 CALDWELL	2	7	0	1	16	42	0	7	0	0	2	1	1	11	90
12 CAMERON	3	4	0	0	4	21	0	0	3	0	1	1	3	6	46
13 CATAHOULA	1	4	7	0	16	52	0	12	1	0	2	0	1	9	105
14 CLAIBORNE	2	12	5	3	8	58	1	3	3	0	3	0	2	21	121
15 CONCORDIA	0	9	3	3	24	71	1	6	4	0	0	0	3	14	138
16 DE SOTO	8	25	5	0	32	175	1	17	8	1	1	1	4	38	316
17 EAST BATON ROUGE	82	456	97	32	229	2572	166	119	128	25	55	39	86	737	4823
18 EAST CARROLL	0	1	0	1	2	10	0	0	1	0	1	0	2	3	21
19 EAST FELICIANA	2	13	10	13	13	98	1	14	4	1	3	2	3	34	211
20 EVANGELINE	1	12	8	4	46	235	2	26	5	1	5	1	11	55	412
21 FRANKLIN	2	12	4	1	30	57	0	10	2	1	3	0	2	27	151
22 GRANT	3	20	2	1	16	156	0	19	2	2	2	0	7	36	266
23 IBERIA	11	40	8	0	36	252	2	24	8	2	7	0	13	65	468
24 IBERVILLE	4	27	5	1	20	115	7	2	5	4	4	2	9	41	246
25 JACKSON	4	8	7	0	23	93	1	9	6	1	5	0	2	30	189
26 JEFFERSON	75	511	107	13	274	3459	93	126	97	22	29	11	73	667	5557
27 JEFFERSON DAVIS	4	21	6	2	27	139	0	17	5	3	5	0	6	29	264
28 LAFAYETTE	34	267	58	3	149	1880	14	65	48	15	18	7	38	466	3062
29 LAFOURCHE	8	99	17	1	81	560	0	36	19	7	16	4	21	132	1001
30 LA SALLE	2	0	4	12	18	130	1	13	3	0	5	2	6	30	226
31 LINCOLN	14	32	7	0	39	308	2	18	16	0	6	0	11	52	505
32 LIVINGSTON	29	93	16	5	89	881	27	43	22	5	10	9	31	174	1434
33 MADISON	1	2	2	2	20	31	0	6	2	1	1	0	3	12	83
34 MOREHOUSE	3	16	9	1	18	80	1	14	8	0	9	1	7	37	204
35 NATCHITOCHE	5	18	10	3	27	154	1	14	9	0	6	1	19	40	307
36 ORLEANS	57	290	100	14	148	1916	40	77	122	11	27	7	77	388	3274
37 OUACHITA	27	165	40	12	169	1104	23	59	61	9	21	12	45	281	2028

Louisiana State Board of Nursing

Report as of: January 31, 2013

ANALYSIS BY PLACE OF EMPLOYMENT

Page 2 of 2

# Parish	No Answer	Ambu Care	Comm Hlth	Corr Fac	Home		Long					Reg Agency	Sch Hlth	Other	Total
					Hlth Care	Hosp	Ins Comp	Term Care	Acad Set	Occu Hlth	Pub Hlth				
38 PLAQUEMINES	3	21	3	0	13	158	5	6	1	5	5	0	10	29	259
39 POINTE COUPEE	4	18	7	3	19	104	5	15	0	0	4	0	8	32	219
40 RAPIDES	38	152	37	24	96	1199	5	86	45	12	25	9	37	337	2102
41 RED RIVER	1	2	4	1	7	33	0	2	0	0	2	0	1	11	64
42 RICHLAND	1	17	6	1	30	107	1	12	2	0	9	1	4	40	231
43 SABINE	2	12	5	0	25	89	3	16	1	0	5	0	5	30	193
44 SAINT BERNARD	4	18	3	0	9	198	0	10	3	0	0	1	10	28	284
45 SAINT CHARLES	9	50	17	1	39	438	11	18	8	9	4	1	28	73	706
46 SAINT HELENA	2	7	1	3	5	28	0	8	2	0	1	0	3	8	68
47 SAINT JAMES	2	17	3	0	12	100	2	11	3	1	5	1	7	14	178
48 ST JOHN THE BAPTIST	6	30	9	1	27	227	9	17	2	6	5	2	13	28	382
49 SAINT LANDRY	7	52	12	1	66	435	2	51	17	3	7	3	15	99	770
50 SAINT MARTIN	4	30	2	0	25	182	4	10	8	0	10	1	11	51	338
51 SAINT MARY	8	12	4	0	19	117	2	7	4	2	3	0	17	34	229
52 SAINT TAMMANY	47	412	53	3	247	2567	88	87	77	18	24	8	44	616	4291
53 TANGIPAHOA	19	88	17	3	85	774	14	49	22	3	17	4	25	171	1291
54 TENSAS	0	2	0	0	4	7	0	0	2	0	0	0	1	4	20
55 TERREBONNE	20	113	25	3	75	646	6	32	26	3	12	1	16	129	1107
56 UNION	6	16	6	2	32	96	2	9	3	1	8	0	2	36	219
57 VERMILION	8	38	7	0	29	221	0	23	6	1	3	2	7	39	384
58 VERNON	10	20	12	1	15	201	0	8	3	3	9	3	12	29	326
59 WASHINGTON	9	16	5	4	56	240	2	20	7	0	3	6	8	51	427
60 WEBSTER	3	28	6	3	60	263	2	27	7	4	11	2	7	44	467
61 WEST BATON ROUGE	7	33	7	1	16	163	5	9	5	4	8	4	2	26	290
62 WEST CARROLL	1	7	1	0	14	33	0	7	3	0	1	0	3	9	79
63 WEST FELICIANA	0	3	2	13	6	49	2	3	4	1	1	2	3	19	108
64 WINN	1	1	1	4	13	69	0	9	1	0	2	0	1	20	122
IN STATE TOTAL	804	4326	931	248	3249	29875	652	1684	1058	254	518	189	951	6870	51609
OUT OF STATE	426	377	102	39	306	3249	511	199	156	122	53	16	60	2158	7774
NO PARISH	2	3	0	0	0	14	1	1	0	0	0	0	0	3	24
GRAND TOTAL	1232	4706	1033	287	3555	33138	1164	1884	1214	376	571	205	1011	9031	59407

Louisiana State Board of Nursing

Report as of: January 31, 2013

ANALYSIS BY POSITIONS WORKED

Page 1 of 2

# Parish	No Answer	0	1	2	3 or more	Total
1 ACADIA	10	58	382	60	9	519
2 ALLEN	2	18	120	20	1	161
3 ASCENSION	23	146	1237	144	19	1569
4 ASSUMPTION	2	21	119	18	0	160
5 AVOUELLES	5	28	354	44	10	441
6 BEAUREGARD	2	24	210	32	1	269
7 BIENVILLE	1	22	85	20	2	130
8 BOSSIER	51	205	1694	145	14	2109
9 CADDO	70	329	2704	262	38	3403
10 CALCASIEU	38	219	1668	192	29	2146
11 CALDWELL	2	10	68	10	0	90
12 CAMERON	3	2	37	3	1	46
13 CATAHOULA	1	8	83	11	2	105
14 CLAIBORNE	2	18	79	21	1	121
15 CONCORDIA	1	10	101	22	4	138
16 DE SOTO	8	25	249	33	1	316
17 EAST BATON ROUGE	89	595	3554	526	59	4823
18 EAST CARROLL	0	3	14	4	0	21
19 EAST FELICIANA	2	26	157	22	4	211
20 EVANGELINE	1	30	331	45	5	412
21 FRANKLIN	2	18	111	18	2	151
22 GRANT	3	28	211	21	3	266
23 IBERIA	11	52	341	57	7	468
24 IBERVILLE	4	28	173	36	5	246
25 JACKSON	4	20	143	18	4	189
26 JEFFERSON	77	547	4416	468	49	5557
27 JEFFERSON DAVIS	4	24	207	25	4	264
28 LAFAYETTE	35	336	2344	302	45	3062
29 LAFOURCHE	10	101	797	87	6	1001
30 LA SALLE	3	26	176	20	1	226
31 LINCOLN	14	54	374	54	9	505
32 LIVINGSTON	31	118	1138	134	13	1434
33 MADISON	1	4	71	7	0	83
34 MOREHOUSE	3	22	148	29	2	204
35 NATCHITOCHE	6	24	232	40	5	307
36 ORLEANS	60	385	2489	309	31	3274
37 OUACHITA	28	176	1573	220	31	2028
38 PLAQUEMINES	4	24	201	26	4	259
39 POINTE COUPEE	4	25	174	16	0	219

Louisiana State Board of Nursing

Report as of: January 31, 2013

ANALYSIS BY POSITIONS WORKED

Page 2 of 2

# Parish	No Answer	0	1	2	3 or more	Total
40 RAPIDES	39	214	1640	180	29	2102
41 RED RIVER	1	11	44	5	3	64
42 RICHLAND	1	19	170	36	5	231
43 SABINE	2	23	140	27	1	193
44 SAINT BERNARD	4	20	225	32	3	284
45 SAINT CHARLES	10	58	549	79	10	706
46 SAINT HELENA	2	4	51	11	0	68
47 SAINT JAMES	2	9	147	18	2	178
48 ST JOHN THE BAPTIST	7	16	299	55	5	382
49 SAINT LANDRY	7	56	600	98	9	770
50 SAINT MARTIN	5	26	263	39	5	338
51 SAINT MARY	9	25	171	21	3	229
52 SAINT TAMMANY	52	507	3288	383	61	4291
53 TANGIPAHOA	23	143	970	130	25	1291
54 TENSAS	0	5	12	3	0	20
55 TERREBONNE	20	126	874	76	11	1107
56 UNION	8	27	155	27	2	219
57 VERMILION	9	35	299	35	6	384
58 VERNON	10	40	243	31	2	326
59 WASHINGTON	9	43	327	46	2	427
60 WEBSTER	3	44	380	34	6	467
61 WEST BATON ROUGE	7	19	240	18	6	290
62 WEST CARROLL	1	7	67	4	0	79
63 WEST FELICIANA	1	18	78	9	2	108
64 WINN	1	14	89	17	1	122
IN STATE TOTAL	850	5318	39886	4935	620	51609
OUT OF STATE	462	801	5623	784	104	7774
NO PARISH	2	3	19	0	0	24
GRAND TOTAL	1314	6122	45528	5719	724	59407

Louisiana State Board of Nursing

Report as of: January 31, 2013

ANALYSIS BY PRIMARY POSITION HELD

Page 1 of 2

# Parish	No		Adv		Faculty	Mgr	Researcher	Staff Nurse	Other Hlth	Other Non Hlth	Total
	Answer	Exec	Pract	Consult							
1 ACADIA	10	10	19	5	12	86	0	325	29	23	519
2 ALLEN	2	3	9	4	5	24	0	100	7	7	161
3 ASCENSION	20	35	130	16	40	148	7	988	120	65	1569
4 ASSUMPTION	2	2	4	2	2	21	0	102	17	8	160
5 AVOYELLES	5	14	16	4	9	71	0	288	19	15	441
6 BEAUREGARD	2	7	9	5	9	28	0	181	22	6	269
7 BIENVILLE	1	3	2	1	4	11	0	86	11	11	130
8 BOSSIER	51	34	134	27	57	207	5	1359	152	83	2109
9 CADDO	68	53	198	52	91	350	15	2217	243	116	3403
10 CALCASIEU	37	39	180	33	71	201	4	1369	124	88	2146
11 CALDWELL	2	0	7	3	1	18	0	49	5	5	90
12 CAMERON	3	0	6	0	4	1	0	28	2	2	46
13 CATAHOULA	1	2	7	2	1	21	0	64	3	4	105
14 CLAIBORNE	2	2	8	1	6	15	0	73	8	6	121
15 CONCORDIA	0	3	9	1	4	18	0	91	7	5	138
16 DE SOTO	8	5	11	3	9	43	1	210	17	9	316
17 EAST BATON ROUGE	82	115	311	105	163	404	27	2934	462	220	4823
18 EAST CARROLL	0	0	0	0	1	3	0	16	0	1	21
19 EAST FELICIANA	2	9	11	0	4	39	1	122	15	8	211
20 EVANGELINE	1	13	29	7	10	59	0	255	27	11	412
21 FRANKLIN	2	7	15	4	2	25	0	82	6	8	151
22 GRANT	3	6	10	1	8	21	1	193	14	9	266
23 IBERIA	11	9	31	5	11	51	1	288	37	24	468
24 IBERVILLE	4	8	9	4	7	37	4	150	8	15	246
25 JACKSON	4	4	9	2	9	27	0	112	16	6	189
26 JEFFERSON	75	100	335	83	119	550	36	3621	425	213	5557
27 JEFFERSON DAVIS	4	0	20	3	12	41	0	162	19	3	264
28 LAFAYETTE	34	70	258	71	74	295	8	1933	197	122	3062
29 LAFOURCHE	8	17	56	14	26	110	0	672	57	41	1001
30 LA SALLE	2	5	4	0	5	37	0	139	21	13	226
31 LINCOLN	14	13	32	5	29	54	1	323	22	12	505
32 LIVINGSTON	29	25	73	16	26	155	4	953	107	46	1434
33 MADISON	1	1	5	0	2	17	1	51	3	2	83
34 MOREHOUSE	3	4	14	2	11	33	0	110	19	8	204
35 NATCHITOCHE	5	5	20	3	12	37	0	200	16	9	307
36 ORLEANS	57	65	272	76	113	277	25	1975	293	121	3274
37 OUACHITA	27	51	213	20	72	242	5	1201	130	67	2028

Louisiana State Board of Nursing

Report as of: January 31, 2013

ANALYSIS BY PRIMARY POSITION HELD

Page 2 of 2

# Parish	No		Adv		Faculty	Mgr	Researcher	Staff Nurse	Other Hlth	Other Non Hlth	Total
	Answer	Exec	Pract	Consult							
38 PLAQUEMINES	3	6	13	1	4	21	0	178	25	8	259
39 POINTE COUPEE	4	9	12	1	3	33	0	132	17	8	219
40 RAPIDES	38	40	159	30	57	211	8	1326	156	77	2102
41 RED RIVER	1	1	2	1	2	12	0	37	6	2	64
42 RICHLAND	1	7	22	5	4	40	0	133	8	11	231
43 SABINE	2	11	9	6	5	22	0	120	7	11	193
44 SAINT BERNARD	4	3	12	5	5	29	0	199	19	8	284
45 SAINT CHARLES	9	12	31	10	9	85	1	475	56	18	706
46 SAINT HELENA	2	4	5	0	4	12	0	38	1	2	68
47 SAINT JAMES	2	3	4	1	5	18	2	125	14	4	178
48 ST JOHN THE BAPTIST	6	8	22	4	8	49	2	249	29	5	382
49 SAINT LANDRY	7	22	44	9	36	81	1	497	52	21	770
50 SAINT MARTIN	4	7	18	2	14	54	0	203	21	15	338
51 SAINT MARY	8	8	8	1	7	32	0	139	13	13	229
52 SAINT TAMMANY	47	89	326	82	113	393	22	2701	334	184	4291
53 TANGIPAHOA	19	20	80	19	28	142	4	828	95	56	1291
54 TENSAS	0	2	2	0	1	0	0	10	2	3	20
55 TERREBONNE	20	17	97	9	29	128	2	671	94	40	1107
56 UNION	6	8	6	5	7	31	0	135	11	10	219
57 VERMILION	8	9	33	2	6	57	1	229	28	11	384
58 VERNON	10	12	8	3	12	32	1	212	24	12	326
59 WASHINGTON	9	17	8	6	9	46	2	291	25	14	427
60 WEBSTER	3	13	24	8	16	61	1	299	30	12	467
61 WEST BATON ROUGE	7	4	15	2	8	34	3	191	19	7	290
62 WEST CARROLL	1	1	4	1	2	16	0	49	4	1	79
63 WEST FELICIANA	0	4	4	0	4	22	1	56	11	6	108
64 WINN	1	2	4	3	1	20	0	80	4	7	122
IN STATE TOTAL	804	1078	3448	796	1440	5458	197	32625	3785	1978	51609
OUT OF STATE	426	169	455	278	182	729	27	3725	1532	251	7774
NO PARISH	2	1	4	0	0	0	1	13	2	1	24
GRAND TOTAL	1232	1248	3907	1074	1622	6187	225	36363	5319	2230	59407

Louisiana State Board of Nursing

Report as of: January 31, 2013

ANALYSIS BY SEX

Page 1 of 2

# Parish	No Answer	M	F	Total
1 ACADIA	0	74	445	519
2 ALLEN	0	16	145	161
3 ASCENSION	0	163	1406	1569
4 ASSUMPTION	0	11	149	160
5 AVOYELLES	0	51	390	441
6 BEAUREGARD	0	16	253	269
7 BIENVILLE	0	6	124	130
8 BOSSIER	0	261	1848	2109
9 CADDO	0	401	3002	3403
10 CALCASIEU	0	318	1828	2146
11 CALDWELL	0	10	80	90
12 CAMERON	0	3	43	46
13 CATAHOULA	0	16	89	105
14 CLAIBORNE	0	12	109	121
15 CONCORDIA	0	13	125	138
16 DE SOTO	0	40	276	316
17 EAST BATON ROUGE	0	474	4349	4823
18 EAST CARROLL	0	1	20	21
19 EAST FELICIANA	0	12	199	211
20 EVANGELINE	0	59	353	412
21 FRANKLIN	0	15	136	151
22 GRANT	0	33	233	266
23 IBERIA	0	59	409	468
24 IBERVILLE	0	15	231	246
25 JACKSON	0	24	165	189
26 JEFFERSON	0	484	5073	5557
27 JEFFERSON DAVIS	0	32	232	264
28 LAFAYETTE	0	390	2672	3062
29 LAFOURCHE	0	135	866	1001
30 LA SALLE	0	24	202	226
31 LINCOLN	0	65	440	505
32 LIVINGSTON	0	173	1261	1434
33 MADISON	0	4	79	83
34 MOREHOUSE	0	8	196	204
35 NATCHITOCHEs	0	27	280	307
36 ORLEANS	0	335	2939	3274
37 OUACHITA	0	244	1784	2028
38 PLAQUEMINES	0	20	239	259
39 POINTE COUPEE	0	12	207	219

Louisiana State Board of Nursing

Report as of: January 31, 2013

ANALYSIS BY SEX

Page 2 of 2

# Parish	No Answer	M	F	Total
40 RAPIDES	0	278	1824	2102
41 RED RIVER	0	9	55	64
42 RICHLAND	0	20	211	231
43 SABINE	0	16	177	193
44 SAINT BERNARD	0	29	255	284
45 SAINT CHARLES	0	65	641	706
46 SAINT HELENA	0	5	63	68
47 SAINT JAMES	0	6	172	178
48 ST JOHN THE BAPTIST	0	21	361	382
49 SAINT LANDRY	0	128	642	770
50 SAINT MARTIN	0	38	300	338
51 SAINT MARY	0	24	205	229
52 SAINT TAMMANY	0	459	3832	4291
53 TANGIPAHOA	0	150	1141	1291
54 TENSAS	0	1	19	20
55 TERREBONNE	0	173	934	1107
56 UNION	0	20	199	219
57 VERMILION	0	63	321	384
58 VERNON	0	32	294	326
59 WASHINGTON	0	51	376	427
60 WEBSTER	0	49	418	467
61 WEST BATON ROUGE	0	28	262	290
62 WEST CARROLL	0	11	68	79
63 WEST FELICIANA	0	11	97	108
64 WINN	0	11	111	122
IN STATE TOTAL	0	5754	45855	51609
Out of State	1	801	6972	7774
NO PARISH	0	4	20	24
GRAND TOTAL	1	6559	52847	59407

Louisiana State Board of Nursing

Report as of: January 31, 2013

ANALYSIS BY UNEMPLOYMENT STATUS

Page 1 of 2

# Parish	No Answer	Home	Disabled	Difficulty	Inadequate			Total
		Family Care			Salary	School	Other	
1 ACADIA	455	35	4	3	1	1	20	519
2 ALLEN	143	7	1	0	0	1	9	161
3 ASCENSION	1421	78	6	20	1	14	29	1569
4 ASSUMPTION	140	12	1	1	1	0	5	160
5 AVOUELLES	415	13	2	2	0	2	7	441
6 BEAUREGARD	243	12	2	0	1	1	10	269
7 BIENVILLE	106	12	1	1	1	0	9	130
8 BOSSIER	1911	87	6	24	5	13	63	2109
9 CADDO	3073	171	17	17	1	15	109	3403
10 CALCASIEU	1922	108	22	18	1	13	62	2146
11 CALDWELL	82	4	0	2	0	0	2	90
12 CAMERON	43	2	0	0	0	1	0	46
13 CATAHOULA	97	3	2	2	0	0	1	105
14 CLAIBORNE	102	5	4	0	0	1	9	121
15 CONCORDIA	127	3	1	2	0	1	4	138
16 DE SOTO	291	13	2	3	0	1	6	316
17 EAST BATON ROUGE	4225	265	27	53	4	74	175	4823
18 EAST CARROLL	18	1	1	1	0	0	0	21
19 EAST FELICIANA	184	9	2	2	0	1	13	211
20 EVANGELINE	381	15	6	2	0	2	6	412
21 FRANKLIN	134	8	2	1	0	1	5	151
22 GRANT	237	11	4	2	0	3	9	266
23 IBERIA	414	26	2	3	0	2	21	468
24 IBERVILLE	219	17	0	1	1	0	8	246
25 JACKSON	168	11	1	1	0	0	8	189
26 JEFFERSON	4996	231	27	75	4	58	166	5557
27 JEFFERSON DAVIS	239	15	2	2	0	1	5	264
28 LAFAYETTE	2709	187	10	19	2	18	117	3062
29 LAFOURCHE	896	47	5	8	0	13	32	1001
30 LA SALLE	200	14	3	2	0	0	7	226
31 LINCOLN	449	30	0	5	1	1	19	505
32 LIVINGSTON	1317	53	8	12	0	9	35	1434
33 MADISON	74	4	1	0	0	1	3	83
34 MOREHOUSE	175	8	4	3	0	4	10	204
35 NATCHITOCHE	286	11	2	1	1	1	5	307
36 ORLEANS	2876	154	21	57	0	53	113	3274
37 OUACHITA	1843	98	7	14	3	9	54	2028

Louisiana State Board of Nursing

Report as of: January 31, 2013

ANALYSIS BY UNEMPLOYMENT STATUS

Page 2 of 2

# Parish	No Answer	Home	Disabled	Difficulty	Inadequate	School	Other	Total
		Family Care			Salary			
38 PLAQUEMINES	238	9	1	3	0	2	6	259
39 POINTE COUPEE	198	10	0	1	0	0	10	219
40 RAPIDES	1898	96	11	10	1	13	73	2102
41 RED RIVER	52	6	2	0	0	1	3	64
42 RICHLAND	210	8	2	1	0	2	8	231
43 SABINE	172	9	5	2	0	1	4	193
44 SAINT BERNARD	263	7	1	1	0	4	8	284
45 SAINT CHARLES	645	23	2	7	1	8	20	706
46 SAINT HELENA	62	4	0	0	0	0	2	68
47 SAINT JAMES	169	4	0	2	0	0	3	178
48 ST JOHN THE BAPTIST	354	10	1	1	0	2	14	382
49 SAINT LANDRY	706	30	2	6	0	6	20	770
50 SAINT MARTIN	313	15	2	0	0	2	6	338
51 SAINT MARY	205	17	0	0	1	3	3	229
52 SAINT TAMMANY	3809	253	18	56	3	25	127	4291
53 TANGIPAHOA	1152	63	13	12	2	3	46	1291
54 TENSAS	16	2	0	0	0	0	2	20
55 TERREBONNE	985	65	5	7	1	11	33	1107
56 UNION	193	16	2	4	0	0	4	219
57 VERMILION	352	11	3	3	1	4	10	384
58 VERNON	290	18	4	4	0	2	8	326
59 WASHINGTON	379	29	1	4	0	2	12	427
60 WEBSTER	420	24	1	3	0	4	15	467
61 WEST BATON ROUGE	268	8	1	0	0	1	12	290
62 WEST CARROLL	71	3	1	0	0	0	4	79
63 WEST FELICIANA	91	9	0	0	1	3	4	108
64 WINN	107	8	3	1	0	1	2	122
IN STATE TOTAL	46229	2537	287	487	39	415	1615	51609
OUT OF STATE	6968	370	20	76	8	107	225	7774
NO PARISH	22	0	0	0	0	1	1	24
GRAND TOTAL	53219	2907	307	563	47	523	1841	59407

Louisiana State Board of Nursing

Report as of: January 31, 2013

ANALYSIS BY WEEKS WORKED

Page 1 of 2

# Parish	No Answer	0	1-10	11-20	21-30	31-40	41-52	Total
1 ACADIA	10	46	7	9	21	31	395	519
2 ALLEN	2	15	1	1	1	14	127	161
3 ASCENSION	23	122	18	14	23	62	1307	1569
4 ASSUMPTION	2	17	2	2	4	8	125	160
5 AVOYELLES	5	22	5	5	9	15	380	441
6 BEAUREGARD	2	18	5	2	8	11	223	269
7 BIENVILLE	1	18	7	1	0	6	97	130
8 BOSSIER	51	185	20	25	56	85	1687	2109
9 CADDO	70	282	53	40	90	153	2715	3403
10 CALCASIEU	38	196	27	26	51	87	1721	2146
11 CALDWELL	2	10	2	1	1	1	73	90
12 CAMERON	3	3	0	0	0	3	37	46
13 CATAHOULA	1	5	1	0	1	5	92	105
14 CLAIBORNE	2	13	1	5	1	8	91	121
15 CONCORDIA	1	8	0	1	2	9	117	138
16 DE SOTO	8	23	7	4	6	7	261	316
17 EAST BATON ROUGE	89	508	81	41	88	184	3832	4823
18 EAST CARROLL	0	1	0	0	0	2	18	21
19 EAST FELICIANA	2	22	2	2	8	12	163	211
20 EVANGELINE	1	25	7	6	11	20	342	412
21 FRANKLIN	2	12	1	4	7	7	118	151
22 GRANT	3	22	3	4	5	11	218	266
23 IBERIA	11	46	12	7	8	15	369	468
24 IBERVILLE	4	24	6	2	4	13	193	246
25 JACKSON	4	18	2	1	10	6	148	189
26 JEFFERSON	77	482	67	47	78	212	4594	5557
27 JEFFERSON DAVIS	4	19	3	3	6	16	213	264
28 LAFAYETTE	35	296	57	34	70	124	2446	3062
29 LAFOURCHE	10	89	15	13	32	41	801	1001
30 LA SALLE	3	24	4	4	0	7	184	226
31 LINCOLN	14	46	8	5	13	34	385	505
32 LIVINGSTON	31	84	15	13	23	53	1215	1434
33 MADISON	1	5	1	1	1	5	69	83
34 MOREHOUSE	3	21	4	2	8	9	157	204
35 NATCHITOCHE	6	22	1	0	4	15	259	307
36 ORLEANS	60	342	45	33	63	133	2598	3274
37 OUACHITA	28	158	20	23	40	87	1672	2028
38 PLAQUEMINES	4	20	0	2	4	10	219	259
39 POINTE COUPEE	4	21	0	2	3	12	177	219

Louisiana State Board of Nursing

Report as of: January 31, 2013

ANALYSIS BY WEEKS WORKED

Page 2 of 2

# Parish	No Answer	0	1-10	11-20	21-30	31-40	41-52	Total
40 RAPIDES	39	179	23	26	34	76	1725	2102
41 RED RIVER	1	7	3	2	1	5	45	64
42 RICHLAND	1	19	1	2	4	11	193	231
43 SABINE	2	22	5	3	5	5	151	193
44 SAINT BERNARD	4	17	3	2	3	9	246	284
45 SAINT CHARLES	10	49	7	4	13	27	596	706
46 SAINT HELENA	2	2	0	3	2	3	56	68
47 SAINT JAMES	2	6	2	0	1	11	156	178
48 ST JOHN THE BAPTIST	7	12	6	4	3	19	331	382
49 SAINT LANDRY	7	52	5	7	24	25	650	770
50 SAINT MARTIN	5	25	4	3	8	10	283	338
51 SAINT MARY	9	22	6	4	8	9	171	229
52 SAINT TAMMANY	52	459	46	42	68	152	3472	4291
53 TANGIPAHOA	23	121	11	9	20	41	1066	1291
54 TENSAS	0	5	0	1	0	0	14	20
55 TERREBONNE	20	112	13	6	26	40	890	1107
56 UNION	8	24	3	2	8	12	162	219
57 VERMILION	9	29	7	3	8	15	313	384
58 VERNON	10	34	6	3	7	15	251	326
59 WASHINGTON	9	31	7	6	11	21	342	427
60 WEBSTER	3	28	10	4	14	17	391	467
61 WEST BATON ROUGE	7	15	1	2	4	11	250	290
62 WEST CARROLL	1	5	1	0	4	6	62	79
63 WEST FELICIANA	1	17	1	0	1	5	83	108
64 WINN	1	14	0	1	2	5	99	122
IN STATE TOTAL	850	4596	681	524	1039	2083	41836	51609
OUT OF STATE	462	670	84	60	148	288	6062	7774
NO PARISH	2	1	1	0	2	1	17	24
GRAND TOTAL	1314	5267	766	584	1189	2372	47915	59407

Louisiana State Board of Nursing

Report as of: January 31, 2013

ANALYSIS BY YEARS PLANNED TO WORK IN NURSING

Page 1 of 2

# Parish	No Answer	Up to 5	5 - 10	11 - 20	21 or OVER	Total
1 ACADIA	10	69	91	159	190	519
2 ALLEN	2	25	30	35	69	161
3 ASCENSION	20	164	240	534	611	1569
4 ASSUMPTION	2	27	24	44	63	160
5 AVOUELLES	5	56	65	136	179	441
6 BEAUREGARD	2	31	54	88	94	269
7 BIENVILLE	1	25	23	29	52	130
8 BOSSIER	51	301	346	674	737	2109
9 CADDO	68	526	724	984	1101	3403
10 CALCASIEU	37	339	382	612	776	2146
11 CALDWELL	2	18	19	28	23	90
12 CAMERON	3	4	9	9	21	46
13 CATAHOULA	1	14	15	31	44	105
14 CLAIBORNE	2	23	16	40	40	121
15 CONCORDIA	0	19	31	38	50	138
16 DE SOTO	8	43	56	96	113	316
17 EAST BATON ROUGE	82	805	978	1392	1566	4823
18 EAST CARROLL	0	4	2	4	11	21
19 EAST FELICIANA	2	39	53	68	49	211
20 EVANGELINE	1	44	77	123	167	412
21 FRANKLIN	2	23	28	47	51	151
22 GRANT	3	46	43	94	80	266
23 IBERIA	11	82	89	134	152	468
24 IBERVILLE	4	31	50	83	78	246
25 JACKSON	4	31	39	52	63	189
26 JEFFERSON	75	898	1072	1695	1817	5557
27 JEFFERSON DAVIS	4	27	61	67	105	264
28 LAFAYETTE	33	482	585	878	1084	3062
29 LAFOURCHE	8	159	207	271	356	1001
30 LA SALLE	2	36	34	85	69	226
31 LINCOLN	14	79	91	147	174	505
32 LIVINGSTON	29	155	227	425	598	1434
33 MADISON	1	10	19	31	22	83
34 MOREHOUSE	3	36	44	56	65	204
35 NATCHITOCHEs	5	49	52	99	102	307
36 ORLEANS	57	552	678	980	1007	3274
37 OUACHITA	27	260	431	646	664	2028
38 PLAQUEMINES	3	28	42	94	92	259
39 POINTE COUPEE	4	33	39	72	71	219

Louisiana State Board of Nursing

Report as of: January 31, 2013

ANALYSIS BY YEARS PLANNED TO WORK IN NURSING

Page 2 of 2

# Parish	No Answer	Up to 5	5 - 10	11 - 20	21 or OVER	Total
40 RAPIDES	38	341	458	630	635	2102
41 RED RIVER	1	15	16	12	20	64
42 RICHLAND	1	40	35	74	81	231
43 SABINE	2	27	46	52	66	193
44 SAINT BERNARD	4	21	37	80	142	284
45 SAINT CHARLES	8	87	133	212	266	706
46 SAINT HELENA	2	12	13	21	20	68
47 SAINT JAMES	2	21	29	50	76	178
48 ST JOHN THE BAPTIST	6	38	75	145	118	382
49 SAINT LANDRY	7	91	146	226	300	770
50 SAINT MARTIN	4	44	58	114	118	338
51 SAINT MARY	8	44	45	50	82	229
52 SAINT TAMMANY	47	663	965	1372	1244	4291
53 TANGIPAHOA	18	206	237	390	440	1291
54 TENSAS	0	6	4	4	6	20
55 TERREBONNE	20	180	212	366	329	1107
56 UNION	6	42	39	70	62	219
57 VERMILION	8	54	68	111	143	384
58 VERNON	10	45	48	94	129	326
59 WASHINGTON	9	73	91	126	128	427
60 WEBSTER	3	53	86	158	167	467
61 WEST BATON ROUGE	7	26	42	99	116	290
62 WEST CARROLL	1	11	10	23	34	79
63 WEST FELICIANA	0	19	30	35	24	108
64 WINN	1	21	34	32	34	122
IN STATE TOTAL	801	7773	10023	15626	17386	51609
OUT OF STATE	426	1054	1725	2443	2126	7774
NO PARISH	2	1	2	8	11	24
GRAND TOTAL	1229	8828	11750	18077	19523	59407

Louisiana State Board of Nursing

Report as of: January 31, 2013

ANALYSIS BY ADVANCED PRACTICE

Page 1 of 2

# Parish	No Answer	CNS	CNM	CRNA	NP	Not Empl	Total
1 ACADIA	0	0	0	7	14	2	23
2 ALLEN	0	1	0	4	4	1	10
3 ASCENSION	1	2	1	50	82	3	139
4 ASSUMPTION	0	0	0	1	3	0	4
5 AVOUELLES	0	1	0	4	12	0	17
6 BEAUREGARD	0	1	0	2	7	1	11
7 BIENVILLE	0	0	0	0	2	0	2
8 BOSSIER	3	3	0	58	79	7	150
9 CADDO	4	2	1	74	123	7	211
10 CALCASIEU	4	6	1	53	114	8	186
11 CALDWELL	0	0	0	2	5	0	7
12 CAMERON	0	0	0	2	4	0	6
13 CATAHOULA	0	0	0	1	6	0	7
14 CLAIBORNE	0	0	0	2	7	0	9
15 CONCORDIA	1	0	0	2	6	0	9
16 DE SOTO	0	0	0	3	9	0	12
17 EAST BATON ROUGE	20	9	4	104	207	18	362
18 EAST CARROLL	0	0	0	0	0	0	0
19 EAST FELICIANA	0	0	0	2	9	1	12
20 EVANGELINE	0	0	0	12	17	0	29
21 FRANKLIN	0	0	0	0	15	0	15
22 GRANT	0	0	0	3	7	0	10
23 IBERIA	1	0	0	10	20	0	31
24 IBERVILLE	0	0	1	3	5	1	10
25 JACKSON	0	0	0	2	7	0	9
26 JEFFERSON	5	30	0	150	172	27	384
27 JEFFERSON DAVIS	0	1	0	4	14	3	22
28 LAFAYETTE	2	13	1	97	162	9	284
29 LAFOURCHE	0	2	0	22	36	3	63
30 LA SALLE	0	0	0	0	4	0	4
31 LINCOLN	0	2	0	9	22	3	36
32 LIVINGSTON	3	0	3	16	53	3	78
33 MADISON	0	0	0	1	6	0	7
34 MOREHOUSE	0	0	0	0	13	0	13
35 NATCHITOCHE	0	1	0	8	13	0	22
36 ORLEANS	4	33	5	118	150	24	334
37 OUACHITA	2	6	1	52	160	8	229
38 PLAQUEMINES	0	0	0	8	7	1	16
39 POINTE COUPEE	0	0	0	8	5	1	14

Louisiana State Board of Nursing

Report as of: January 31, 2013

ANALYSIS BY ADVANCED PRACTICE

Page 2 of 2

# Parish	No Answer	CNS	CNM	CRNA	NP	Not Empl	Total
40 RAPIDES	4	7	0	49	116	9	185
41 RED RIVER	0	0	0	0	2	0	2
42 RICHLAND	0	0	0	2	20	1	23
43 SABINE	0	0	0	2	7	1	10
44 SAINT BERNARD	0	0	0	4	8	0	12
45 SAINT CHARLES	0	0	0	7	24	0	31
46 SAINT HELENA	0	0	0	1	4	0	5
47 SAINT JAMES	0	1	0	1	2	0	4
48 ST JOHN THE BAPTIST	0	1	0	6	15	0	22
49 SAINT LANDRY	1	1	1	15	32	1	51
50 SAINT MARTIN	0	0	0	3	14	1	18
51 SAINT MARY	0	0	0	4	5	0	9
52 SAINT TAMMANY	5	12	2	143	181	13	356
53 TANGIPAHOA	0	2	2	22	52	5	83
54 TENSAS	0	0	0	1	1	0	2
55 TERREBONNE	1	1	0	35	64	3	104
56 UNION	0	0	0	1	5	1	7
57 VERMILION	0	0	0	16	17	0	33
58 VERNON	0	0	0	1	8	1	10
59 WASHINGTON	0	1	0	1	6	2	10
60 WEBSTER	2	0	0	5	20	0	27
61 WEST BATON ROUGE	0	0	0	4	13	1	18
62 WEST CARROLL	0	0	0	0	4	0	4
63 WEST FELICIANA	0	0	0	0	3	0	3
64 WINN	1	0	0	3	1	0	5
IN STATE TOTAL	64	139	23	1220	2205	170	3821
OUT OF STATE	22	8	6	170	180	23	409
NO COUNTY	0	0	0	2	2	0	4
GRAND TOTAL	86	147	29	1392	2387	193	4234

Louisiana State Board of Nursing

Report as of: January 31, 2013

ANALYSIS BY APRN AGE

Page 1 of 2

# Parish	No Answer	Under 30	Ages 30-39	Ages 40-49	Ages 50-59	60 and Over	Total
1 ACADIA	0	2	5	7	5	4	23
2 ALLEN	0	0	4	2	0	4	10
3 ASCENSION	0	1	61	48	25	4	139
4 ASSUMPTION	0	0	2	2	0	0	4
5 AVOYELLES	0	0	4	8	3	2	17
6 BEAUREGARD	0	0	3	3	2	3	11
7 BIENVILLE	0	0	2	0	0	0	2
8 BOSSIER	0	3	51	45	32	19	150
9 CADDO	0	7	58	58	56	32	211
10 CALCASIEU	0	6	48	61	51	20	186
11 CALDWELL	0	0	3	2	0	2	7
12 CAMERON	0	0	0	4	0	2	6
13 CATAHOULA	0	0	2	4	1	0	7
14 CLAIBORNE	0	0	2	4	3	0	9
15 CONCORDIA	0	1	1	4	1	2	9
16 DE SOTO	0	1	2	6	3	0	12
17 EAST BATON ROUGE	0	29	109	110	82	32	362
18 EAST CARROLL	0	0	0	0	0	0	0
19 EAST FELICIANA	0	1	4	1	2	4	12
20 EVANGELINE	0	0	12	7	8	2	29
21 FRANKLIN	0	0	7	5	3	0	15
22 GRANT	0	0	1	4	3	2	10
23 IBERIA	0	2	13	9	5	2	31
24 IBERVILLE	0	0	3	4	1	2	10
25 JACKSON	0	0	6	1	2	0	9
26 JEFFERSON	0	4	88	116	95	81	384
27 JEFFERSON DAVIS	0	4	5	3	6	4	22
28 LAFAYETTE	0	3	99	76	72	34	284
29 LAFOURCHE	0	2	29	16	7	9	63
30 LA SALLE	0	1	1	1	1	0	4
31 LINCOLN	0	0	9	13	12	2	36
32 LIVINGSTON	0	3	35	20	15	5	78
33 MADISON	0	0	4	2	0	1	7
34 MOREHOUSE	0	1	6	3	3	0	13
35 NATCHITOCHE	0	0	5	7	10	0	22
36 ORLEANS	0	8	74	106	92	54	334
37 OUACHITA	0	8	49	90	54	28	229
38 PLAQUEMINES	0	0	8	2	4	2	16
39 POINTE COUPEE	0	0	4	7	2	1	14

Louisiana State Board of Nursing

Report as of: January 31, 2013

ANALYSIS BY APRN AGE

Page 2 of 2

# Parish	No Answer	Under 30	Ages 30-39	Ages 40-49	Ages 50-59	60 and Over	Total
40 RAPIDES	0	7	44	60	51	23	185
41 RED RIVER	0	0	0	0	2	0	2
42 RICHLAND	0	1	14	2	5	1	23
43 SABINE	0	0	4	5	1	0	10
44 SAINT BERNARD	0	1	5	5	1	0	12
45 SAINT CHARLES	0	0	11	9	5	6	31
46 SAINT HELENA	0	0	2	2	1	0	5
47 SAINT JAMES	0	0	0	3	0	1	4
48 ST JOHN THE BAPTIST	0	0	8	7	3	4	22
49 SAINT LANDRY	0	0	20	11	11	9	51
50 SAINT MARTIN	0	0	7	8	3	0	18
51 SAINT MARY	0	0	2	3	4	0	9
52 SAINT TAMMANY	0	4	86	116	98	52	356
53 TANGIPAHOA	0	1	30	27	13	12	83
54 TENSAS	0	0	1	0	1	0	2
55 TERREBONNE	0	3	21	42	27	11	104
56 UNION	0	0	2	1	1	3	7
57 VERMILION	0	0	17	7	6	3	33
58 VERNON	0	0	4	2	1	3	10
59 WASHINGTON	0	0	5	3	2	0	10
60 WEBSTER	0	0	7	9	7	4	27
61 WEST BATON ROUGE	0	0	7	8	2	1	18
62 WEST CARROLL	0	0	1	2	1	0	4
63 WEST FELICIANA	0	0	0	2	0	1	3
64 WINN	0	1	2	0	0	2	5
IN STATE TOTAL	0	105	1119	1195	907	495	3821
OUT OF STATE	0	13	87	99	124	86	409
NO COUNTY	0	1	1	2	0	0	4
GRAND TOTAL	0	119	1207	1296	1031	581	4234

Louisiana State Board of Nursing

Report as of: January 31, 2013

ANALYSIS BY APRN BASIC EDUCATION

Page 1 of 2

#	Parish	No Answer	Vocational/ Practical	Diploma	Associate Degree	Bacc- alaureate	Masters Degree	Doctoral Degree	Total
1	ACADIA	0	0	1	4	11	7	0	23
2	ALLEN	0	0	0	2	7	1	0	10
3	ASCENSION	0	4	9	22	74	30	0	139
4	ASSUMPTION	0	0	0	1	3	0	0	4
5	AVOUELLES	0	3	0	8	4	2	0	17
6	BEAUREGARD	0	0	0	1	8	2	0	11
7	BIENVILLE	0	0	0	0	2	0	0	2
8	BOSSIER	2	2	5	19	93	29	0	150
9	CADDO	0	2	7	28	139	35	0	211
10	CALCASIEU	0	3	2	19	126	34	2	186
11	CALDWELL	0	0	1	1	3	2	0	7
12	CAMERON	0	0	0	1	3	2	0	6
13	CATAHOULA	0	1	0	2	3	1	0	7
14	CLAIBORNE	0	0	0	3	6	0	0	9
15	CONCORDIA	0	0	0	1	8	0	0	9
16	DE SOTO	0	0	0	3	9	0	0	12
17	EAST BATON ROUGE	2	4	34	45	218	59	0	362
18	EAST CARROLL	0	0	0	0	0	0	0	0
19	EAST FELICIANA	0	0	0	1	10	1	0	12
20	EVANGELINE	0	0	1	11	9	8	0	29
21	FRANKLIN	0	1	0	2	10	2	0	15
22	GRANT	0	1	1	3	5	0	0	10
23	IBERIA	0	0	1	2	24	4	0	31
24	IBERVILLE	0	0	2	2	4	2	0	10
25	JACKSON	0	2	0	2	3	2	0	9
26	JEFFERSON	1	6	63	62	186	62	4	384
27	JEFFERSON DAVIS	0	1	1	5	12	3	0	22
28	LAFAYETTE	1	2	17	32	182	49	1	284
29	LAFOURCHE	0	1	5	10	36	11	0	63
30	LA SALLE	0	1	0	0	3	0	0	4
31	LINCOLN	0	2	2	10	19	2	1	36
32	LIVINGSTON	0	0	3	10	50	15	0	78
33	MADISON	0	0	0	1	5	1	0	7
34	MOREHOUSE	0	1	0	3	6	2	1	13
35	NATCHITOCHE	0	0	0	5	14	2	1	22
36	ORLEANS	0	7	47	50	173	56	1	334
37	OUACHITA	1	7	2	21	156	40	2	229
38	PLAQUEMINES	0	0	2	2	11	1	0	16

Louisiana State Board of Nursing

Report as of: January 31, 2013

ANALYSIS BY APRN BASIC EDUCATION

Page 2 of 2

#	Parish	No Answer	Vocational/ Practical	Diploma	Associate Degree	Bacc- alaureate	Masters Degree	Doctoral Degree	Total
39	POINTE COUPEE	0	0	0	0	12	2	0	14
40	RAPIDES	0	3	4	65	86	26	1	185
41	RED RIVER	0	0	0	2	0	0	0	2
42	RICHLAND	0	0	0	5	15	3	0	23
43	SABINE	0	0	0	2	6	2	0	10
44	SAINT BERNARD	0	0	0	1	6	4	1	12
45	SAINT CHARLES	0	0	2	5	18	6	0	31
46	SAINT HELENA	0	0	0	0	5	0	0	5
47	SAINT JAMES	0	0	1	0	3	0	0	4
48	ST JOHN THE BAPTIST	0	1	4	2	11	4	0	22
49	SAINT LANDRY	0	2	7	12	26	4	0	51
50	SAINT MARTIN	0	0	0	1	11	5	1	18
51	SAINT MARY	0	0	0	2	5	2	0	9
52	SAINT TAMMANY	1	5	52	49	172	75	2	356
53	TANGIPAHOA	0	2	7	9	49	15	1	83
54	TENSAS	0	0	0	0	0	2	0	2
55	TERREBONNE	0	1	10	22	52	19	0	104
56	UNION	0	1	0	1	5	0	0	7
57	VERMILION	0	1	1	3	21	7	0	33
58	VERNON	0	0	0	1	8	1	0	10
59	WASHINGTON	0	0	0	3	6	1	0	10
60	WEBSTER	0	2	0	9	10	6	0	27
61	WEST BATON ROUGE	0	0	3	1	8	6	0	18
62	WEST CARROLL	0	0	0	0	3	1	0	4
63	WEST FELICIANA	0	0	0	0	3	0	0	3
64	WINN	0	1	0	2	2	0	0	5
IN STATE TOTAL		8	70	297	591	2178	658	19	3821
OUT OF STATE		17	10	37	85	202	56	2	409
NO COUNTY		0	0	0	0	2	2	0	4
GRAND TOTAL		25	80	334	676	2382	716	21	4234

Louisiana State Board of Nursing

Report as of: January 31, 2013

ANALYSIS BY APRN DIRECT CARE

Page 1 of 2

# Parish	No Answer	Yes	No	Total
1 ACADIA	0	21	2	23
2 ALLEN	0	10	0	10
3 ASCENSION	0	136	3	139
4 ASSUMPTION	0	4	0	4
5 AVOUELLES	0	17	0	17
6 BEAUREGARD	0	10	1	11
7 BIENVILLE	0	2	0	2
8 BOSSIER	2	140	8	150
9 CADDO	0	203	8	211
10 CALCASIEU	0	183	3	186
11 CALDWELL	0	7	0	7
12 CAMERON	0	5	1	6
13 CATAHOULA	0	7	0	7
14 CLAIBORNE	0	9	0	9
15 CONCORDIA	0	9	0	9
16 DE SOTO	0	12	0	12
17 EAST BATON ROUGE	2	337	23	362
18 EAST CARROLL	0	0	0	0
19 EAST FELICIANA	0	12	0	12
20 EVANGELINE	0	29	0	29
21 FRANKLIN	0	15	0	15
22 GRANT	0	10	0	10
23 IBERIA	0	31	0	31
24 IBERVILLE	0	10	0	10
25 JACKSON	0	9	0	9
26 JEFFERSON	1	364	19	384
27 JEFFERSON DAVIS	0	20	2	22
28 LAFAYETTE	1	276	7	284
29 LAFOURCHE	0	60	3	63
30 LA SALLE	0	4	0	4
31 LINCOLN	0	34	2	36
32 LIVINGSTON	0	77	1	78
33 MADISON	0	7	0	7
34 MOREHOUSE	0	13	0	13
35 NATCHITOCHEs	0	21	1	22
36 ORLEANS	0	301	33	334
37 OUACHITA	1	222	6	229
38 PLAQUEMINES	0	16	0	16
39 POINTE COUPEE	0	14	0	14

Louisiana State Board of Nursing

Report as of: January 31, 2013

ANALYSIS BY APRN DIRECT CARE

Page 2 of 2

# Parish	No Answer	Yes	No	Total
40 RAPIDES	0	170	15	185
41 RED RIVER	0	2	0	2
42 RICHLAND	0	23	0	23
43 SABINE	0	10	0	10
44 SAINT BERNARD	0	12	0	12
45 SAINT CHARLES	0	30	1	31
46 SAINT HELENA	0	5	0	5
47 SAINT JAMES	0	4	0	4
48 ST JOHN THE BAPTIST	0	22	0	22
49 SAINT LANDRY	0	47	4	51
50 SAINT MARTIN	0	18	0	18
51 SAINT MARY	0	9	0	9
52 SAINT TAMMANY	1	339	16	356
53 TANGIPAHOA	0	79	4	83
54 TENSAS	0	2	0	2
55 TERREBONNE	0	102	2	104
56 UNION	0	7	0	7
57 VERMILION	0	30	3	33
58 VERNON	0	9	1	10
59 WASHINGTON	0	8	2	10
60 WEBSTER	0	25	2	27
61 WEST BATON ROUGE	0	17	1	18
62 WEST CARROLL	0	4	0	4
63 WEST FELICIANA	0	3	0	3
64 WINN	0	4	1	5
IN STATE TOTAL	8	3638	175	3821
OUT OF STATE	17	365	27	409
NO COUNTY	0	4	0	4
GRAND TOTAL	25	4007	202	4234

Louisiana State Board of Nursing

Report as of: January 31, 2013

ANALYSIS BY APRN EMPLOYMENT STATUS

Page 1 of 2

# Parish	No Answer	Full-Time	Part-Time	Per Diem	Full-Time Other	Part-Time Other	Per Diem Other	Volunteer	Umemployed Seeking	Umemployed Not Seeking	Retired	Total
1 ACADIA	0	19	2	0	0	0	0	0	0	1	1	23
2 ALLEN	0	9	0	0	0	0	0	0	1	0	0	10
3 ASCENSION	0	129	8	1	0	0	0	0	1	0	0	139
4 ASSUMPTION	0	3	0	1	0	0	0	0	0	0	0	4
5 AVOYELLES	0	15	1	0	1	0	0	0	0	0	0	17
6 BEAUREGARD	0	10	0	0	1	0	0	0	0	0	0	11
7 BIENVILLE	0	2	0	0	0	0	0	0	0	0	0	2
8 BOSSIER	2	128	7	3	1	2	0	0	5	0	2	150
9 CADDO	0	181	16	5	2	0	0	0	4	2	1	211
10 CALCASIEU	0	159	15	2	3	0	0	0	4	3	0	186
11 CALDWELL	0	7	0	0	0	0	0	0	0	0	0	7
12 CAMERON	0	4	1	1	0	0	0	0	0	0	0	6
13 CATAHOULA	0	6	0	1	0	0	0	0	0	0	0	7
14 CLAIBORNE	0	6	2	1	0	0	0	0	0	0	0	9
15 CONCORDIA	0	7	1	0	0	0	0	0	1	0	0	9
16 DE SOTO	0	11	1	0	0	0	0	0	0	0	0	12
17 EAST BATON ROUGE	2	300	33	3	1	0	0	2	7	11	3	362
18 EAST CARROLL	0	0	0	0	0	0	0	0	0	0	0	0
19 EAST FELICIANA	0	9	2	1	0	0	0	0	0	0	0	12
20 EVANGELINE	0	28	0	1	0	0	0	0	0	0	0	29
21 FRANKLIN	0	15	0	0	0	0	0	0	0	0	0	15
22 GRANT	0	10	0	0	0	0	0	0	0	0	0	10
23 IBERIA	0	27	2	1	0	0	0	1	0	0	0	31
24 IBERVILLE	0	9	1	0	0	0	0	0	0	0	0	10
25 JACKSON	0	9	0	0	0	0	0	0	0	0	0	9
26 JEFFERSON	1	309	47	4	4	1	0	1	10	7	0	384
27 JEFFERSON DAVIS	0	18	1	0	0	0	1	0	1	1	0	22
28 LAFAYETTE	1	246	24	6	0	0	0	2	3	2	0	284
29 LAFOURCHE	0	55	5	1	0	0	0	0	1	1	0	63
30 LA SALLE	0	4	0	0	0	0	0	0	0	0	0	4
31 LINCOLN	0	29	4	0	0	0	0	0	1	2	0	36
32 LIVINGSTON	0	67	6	3	0	0	0	0	2	0	0	78
33 MADISON	0	7	0	0	0	0	0	0	0	0	0	7
34 MOREHOUSE	0	13	0	0	0	0	0	0	0	0	0	13
35 NATCHITOCHE	0	20	2	0	0	0	0	0	0	0	0	22
36 ORLEANS	0	279	31	4	4	2	0	2	5	6	1	334
37 OUACHITA	1	203	16	3	0	1	0	0	1	4	0	229
38 PLAQUEMINES	0	13	2	0	1	0	0	0	0	0	0	16

Louisiana State Board of Nursing

Report as of: January 31, 2013

ANALYSIS BY APRN EMPLOYMENT STATUS

Page 2 of 2

# Parish	No Answer	Full-Time	Part-Time	Per Diem	Full-Time Other	Part-Time Other	Per Diem Other	Volunteer	Unemployed Seeking	Unemployed Not Seeking	Retired	Total
39 POINTE COUPEE	0	10	4	0	0	0	0	0	0	0	0	14
40 RAPIDES	0	167	7	3	1	0	1	2	1	2	1	185
41 RED RIVER	0	2	0	0	0	0	0	0	0	0	0	2
42 RICHLAND	0	22	1	0	0	0	0	0	0	0	0	23
43 SABINE	0	10	0	0	0	0	0	0	0	0	0	10
44 SAINT BERNARD	0	11	0	1	0	0	0	0	0	0	0	12
45 SAINT CHARLES	0	28	3	0	0	0	0	0	0	0	0	31
46 SAINT HELENA	0	4	1	0	0	0	0	0	0	0	0	5
47 SAINT JAMES	0	3	1	0	0	0	0	0	0	0	0	4
48 ST JOHN THE BAPTIST	0	21	1	0	0	0	0	0	0	0	0	22
49 SAINT LANDRY	0	46	4	0	0	0	0	0	1	0	0	51
50 SAINT MARTIN	0	16	2	0	0	0	0	0	0	0	0	18
51 SAINT MARY	0	7	0	1	0	0	0	0	1	0	0	9
52 SAINT TAMMANY	1	292	40	10	3	0	0	0	6	3	1	356
53 TANGIPAOHA	0	71	6	2	0	0	0	0	1	3	0	83
54 TENSAS	0	2	0	0	0	0	0	0	0	0	0	2
55 TERREBONNE	0	87	10	4	0	0	1	0	0	2	0	104
56 UNION	0	6	1	0	0	0	0	0	0	0	0	7
57 VERMILION	0	26	4	0	1	1	0	0	1	0	0	33
58 VERNON	0	9	1	0	0	0	0	0	0	0	0	10
59 WASHINGTON	0	7	1	0	0	0	0	0	1	0	1	10
60 WEBSTER	0	25	0	1	0	0	0	0	1	0	0	27
61 WEST BATON ROUGE	0	16	1	1	0	0	0	0	0	0	0	18
62 WEST CARROLL	0	4	0	0	0	0	0	0	0	0	0	4
63 WEST FELICIANA	0	3	0	0	0	0	0	0	0	0	0	3
64 WINN	0	4	0	0	0	0	0	0	0	1	0	5
IN STATE TOTAL	8	3265	318	65	23	7	3	10	60	51	11	3821
OUT OF STATE	17	324	34	11	5	0	1	1	11	3	2	409
NO COUNTY	0	4	0	0	0	0	0	0	0	0	0	4
GRAND TOTAL	25	3593	352	76	28	7	4	11	71	54	13	4234

Louisiana State Board of Nursing

Report as of: January 31, 2013

ANALYSIS BY APRN ETHNICITY

Page 1 of 2

# Parish	No Answer	American Indian Alaskan Native	Asian	Black African American	Native Hawaiian Pacific Islander	White Caucasian	Hispanic Latino	Total
1 ACADIA	0	0	0	0	0	23	0	23
2 ALLEN	0	0	0	0	0	10	0	10
3 ASCENSION	0	3	2	17	0	117	0	139
4 ASSUMPTION	0	0	0	0	0	4	0	4
5 AVOYELLES	0	0	0	0	0	17	0	17
6 BEAUREGARD	0	0	0	0	0	11	0	11
7 BIENVILLE	0	0	0	1	0	1	0	2
8 BOSSIER	2	2	1	7	0	137	1	150
9 CADDO	0	0	1	25	0	183	2	211
10 CALCASIEU	0	1	1	9	0	175	0	186
11 CALDWELL	0	0	0	0	0	7	0	7
12 CAMERON	0	0	0	0	0	6	0	6
13 CATAHOULA	0	0	0	0	0	7	0	7
14 CLAIBORNE	0	0	0	1	0	8	0	9
15 CONCORDIA	0	0	0	1	0	8	0	9
16 DE SOTO	0	0	0	1	0	11	0	12
17 EAST BATON ROUGE	2	1	2	71	0	282	4	362
18 EAST CARROLL	0	0	0	0	0	0	0	0
19 EAST FELICIANA	0	0	0	4	0	8	0	12
20 EVANGELINE	0	0	0	2	0	27	0	29
21 FRANKLIN	0	0	0	0	0	15	0	15
22 GRANT	0	0	0	1	0	9	0	10
23 IBERIA	0	0	0	6	0	25	0	31
24 IBERVILLE	0	0	0	2	0	8	0	10
25 JACKSON	0	0	0	0	0	9	0	9
26 JEFFERSON	1	2	9	57	1	302	12	384
27 JEFFERSON DAVIS	0	0	0	0	0	22	0	22
28 LAFAYETTE	1	2	1	17	0	260	3	284
29 LAFOURCHE	0	0	0	0	0	63	0	63
30 LA SALLE	0	0	0	0	0	4	0	4
31 LINCOLN	0	0	1	5	0	30	0	36
32 LIVINGSTON	0	0	1	2	0	75	0	78
33 MADISON	0	0	0	1	0	6	0	7
34 MOREHOUSE	0	0	0	2	0	11	0	13
35 NATCHITOCHEs	0	1	0	2	0	18	1	22
36 ORLEANS	0	0	6	97	0	224	7	334

Louisiana State Board of Nursing

Report as of: January 31, 2013

ANALYSIS BY APRN ETHNICITY

Page 2 of 2

# Parish	No Answer	American Indian Alaskan Native	Asian	Black African American	Native Hawaiian Pacific Islander	White Caucasian	Hispanic Latino	Total
37 OUACHITA	1	0	1	24	0	203	0	229
38 PLAQUEMINES	0	0	0	0	0	15	1	16
39 POINTE COUPEE	0	0	0	2	0	12	0	14
40 RAPIDES	0	0	0	19	1	165	0	185
41 RED RIVER	0	0	0	0	0	2	0	2
42 RICHLAND	0	0	1	1	0	21	0	23
43 SABINE	0	2	0	0	0	8	0	10
44 SAINT BERNARD	0	1	0	2	0	9	0	12
45 SAINT CHARLES	0	0	0	6	0	25	0	31
46 SAINT HELENA	0	0	0	1	0	4	0	5
47 SAINT JAMES	0	0	0	0	0	4	0	4
48 ST JOHN THE BAPTIST	0	0	0	9	0	13	0	22
49 SAINT LANDRY	0	1	0	10	0	40	0	51
50 SAINT MARTIN	0	0	0	3	0	15	0	18
51 SAINT MARY	0	0	0	1	0	8	0	9
52 SAINT TAMMANY	1	2	4	18	0	328	3	356
53 TANGIPAHOA	0	1	0	6	0	76	0	83
54 TENSAS	0	0	0	1	0	1	0	2
55 TERREBONNE	0	1	0	4	0	99	0	104
56 UNION	0	0	0	0	0	7	0	7
57 VERMILION	0	0	0	0	0	32	1	33
58 VERNON	0	0	0	1	0	9	0	10
59 WASHINGTON	0	0	0	2	0	8	0	10
60 WEBSTER	0	0	0	3	0	24	0	27
61 WEST BATON ROUGE	0	0	0	7	1	10	0	18
62 WEST CARROLL	0	0	0	0	0	3	1	4
63 WEST FELICIANA	0	0	0	0	0	3	0	3
64 WINN	0	0	0	1	0	4	0	5
IN STATE TOTAL	8	20	31	452	3	3271	36	3821
OUT OF STATE	17	1	8	46	1	331	5	409
NO COUNTY	0	0	0	1	0	3	0	4
GRAND TOTAL	25	21	39	499	4	3605	41	4234

Louisiana State Board of Nursing

Report as of: January 31, 2013

ANALYSIS BY APRN HIGHEST DEGREE HELD

Page 1 of 2

# Parish	No Answer	Dip Nursing	Assoc Nursing	Assoc		Bacc		Master's		PHD	DNP	DNSc		Doctoral Non Nursing	Total
				Non Nursing	Bacc Nursing	Non Nursing	Master's Nursing	Non Nursing	Non Nursing			DNS	DSN		
1 ACADIA	0	1	1	0	0	0	20	0	0	0	1	0	0	0	23
2 ALLEN	0	0	0	0	1	1	8	0	0	0	0	0	0	0	10
3 ASCENSION	0	0	0	0	0	2	122	9	1	3	1	1	1	1	139
4 ASSUMPTION	0	0	0	0	1	0	3	0	0	0	0	0	0	0	4
5 AVOUELLES	0	0	0	0	1	0	15	1	0	0	0	0	0	0	17
6 BEAUREGARD	0	0	0	0	0	0	11	0	0	0	0	0	0	0	11
7 BIENVILLE	0	0	0	0	0	0	1	0	0	1	0	0	0	0	2
8 BOSSIER	2	4	3	0	5	1	120	11	1	2	0	0	1	1	150
9 CADDO	0	3	3	1	8	5	168	17	2	1	1	1	2	2	211
10 CALCASIEU	0	2	0	0	11	2	144	21	1	5	0	0	0	0	186
11 CALDWELL	0	0	0	0	0	1	6	0	0	0	0	0	0	0	7
12 CAMERON	0	0	1	0	0	0	5	0	0	0	0	0	0	0	6
13 CATAHOULA	0	0	1	0	0	0	6	0	0	0	0	0	0	0	7
14 CLAIBORNE	0	0	0	0	0	0	9	0	0	0	0	0	0	0	9
15 CONCORDIA	0	0	1	0	1	0	6	1	0	0	0	0	0	0	9
16 DE SOTO	0	0	0	0	0	0	10	2	0	0	0	0	0	0	12
17 EAST BATON ROUGE	2	3	2	0	23	3	298	17	0	5	4	4	5	5	362
18 EAST CARROLL	0	0	0	0	0	0	0	0	0	0	0	0	0	0	0
19 EAST FELICIANA	0	0	1	0	0	0	11	0	0	0	0	0	0	0	12
20 EVANGELINE	0	1	2	0	1	1	21	2	0	0	0	0	1	1	29
21 FRANKLIN	0	0	0	0	0	0	15	0	0	0	0	0	0	0	15
22 GRANT	0	0	0	0	0	0	9	1	0	0	0	0	0	0	10
23 IBERIA	0	0	1	0	3	1	24	2	0	0	0	0	0	0	31
24 IBERVILLE	0	0	0	0	0	1	9	0	0	0	0	0	0	0	10
25 JACKSON	0	0	0	0	0	0	9	0	0	0	0	0	0	0	9
26 JEFFERSON	1	21	5	0	12	9	288	23	4	12	4	4	5	5	384
27 JEFFERSON DAVIS	0	1	0	0	1	0	17	1	0	2	0	0	0	0	22
28 LAFAYETTE	1	7	2	0	16	0	232	9	2	10	1	1	4	4	284
29 LAFOURCHE	0	1	2	0	0	2	52	2	1	2	1	1	0	0	63
30 LA SALLE	0	0	0	0	0	0	4	0	0	0	0	0	0	0	4
31 LINCOLN	0	0	0	0	1	0	29	4	0	2	0	0	0	0	36
32 LIVINGSTON	0	0	1	0	2	0	69	4	0	1	0	0	1	1	78
33 MADISON	0	0	0	0	0	0	6	0	0	1	0	0	0	0	7
34 MOREHOUSE	0	0	0	0	0	0	12	0	0	1	0	0	0	0	13
35 NATCHITOCHEs	0	0	0	0	0	0	16	3	0	2	1	1	0	0	22
36 ORLEANS	0	6	1	0	12	2	268	19	6	9	4	4	7	7	334
37 OUACHITA	1	2	4	0	4	0	192	14	0	6	1	1	5	5	229

Louisiana State Board of Nursing

Report as of: January 31, 2013

ANALYSIS BY APRN HIGHEST DEGREE HELD

Page 2 of 2

# Parish	No Answer	Dip Nursing	Assoc Nursing	Assoc	Bacc	Bacc	Master's	Master's	PHD	DNP	DNSc	Doctoral	Total
				Non Nursing	Nursing	Non Nursing	Non Nursing	Non Nursing			Non Nursing	DNS	
38 PLAQUEMINES	0	0	0	0	0	0	15	0	0	0	1	0	16
39 POINTE COUPEE	0	0	0	0	2	0	11	1	0	0	0	0	14
40 RAPIDES	0	0	3	0	8	0	154	14	2	4	0	0	185
41 RED RIVER	0	0	0	0	0	0	2	0	0	0	0	0	2
42 RICHLAND	0	0	0	0	0	0	23	0	0	0	0	0	23
43 SABINE	0	0	0	0	0	0	9	0	0	1	0	0	10
44 SAINT BERNARD	0	0	0	0	0	0	11	0	0	1	0	0	12
45 SAINT CHARLES	0	1	0	0	0	0	27	1	0	1	1	0	31
46 SAINT HELENA	0	0	0	0	0	0	4	1	0	0	0	0	5
47 SAINT JAMES	0	1	0	0	0	0	3	0	0	0	0	0	4
48 ST JOHN THE BAPTIST	0	2	0	0	0	0	20	0	0	0	0	0	22
49 SAINT LANDRY	0	2	1	0	1	1	44	1	0	1	0	0	51
50 SAINT MARTIN	0	0	0	0	0	0	16	1	0	0	1	0	18
51 SAINT MARY	0	0	1	0	0	0	8	0	0	0	0	0	9
52 SAINT TAMMANY	1	14	4	1	13	6	273	25	0	8	5	6	356
53 TANGIPAHOA	0	2	1	0	6	1	67	2	0	4	0	0	83
54 TENSAS	0	0	0	0	0	0	1	1	0	0	0	0	2
55 TERREBONNE	0	2	7	0	4	1	79	10	0	1	0	0	104
56 UNION	0	0	0	0	1	0	6	0	0	0	0	0	7
57 VERMILION	0	1	2	0	3	0	23	3	1	0	0	0	33
58 VERNON	0	0	0	0	1	0	8	1	0	0	0	0	10
59 WASHINGTON	0	0	0	0	0	0	9	0	0	0	1	0	10
60 WEBSTER	0	0	0	0	1	0	26	0	0	0	0	0	27
61 WEST BATON ROUGE	0	1	0	0	0	0	16	1	0	0	0	0	18
62 WEST CARROLL	0	0	0	0	0	0	4	0	0	0	0	0	4
63 WEST FELICIANA	0	0	0	0	0	0	2	0	0	1	0	0	3
64 WINN	0	0	1	0	1	0	3	0	0	0	0	0	5
IN STATE TOTAL	8	78	51	2	144	40	3099	225	21	88	27	38	3821
OUT OF STATE	17	13	5	0	24	10	275	29	9	18	5	4	409
NO COUNTY	0	0	0	0	0	0	4	0	0	0	0	0	4
GRAND TOTAL	25	91	56	2	168	50	3378	254	30	106	32	42	4234

Louisiana State Board of Nursing

Report as of: January 31, 2013

ANALYSIS BY APRN MAJOR CLINICAL OR TEACHING OR PRACTICE AREA

Page 1 of 2

# Parish	No		Ger	Med	Occu	Adult			Sch	Wom	Crit	Home		Mat		Psych		Other	Total		
	Answer	Anesth	Geron	Surg	Hlth	Oncol	Fam	Pub	Hlth	Hlth	Care	Comm	Hlth	Trauma	Chi	Pall	Ped			Mtl	
1 ACADIA	0	7	0	2	0	0	6	0	0	1	1	1	0	0	2	0	1	0	1	1	23
2 ALLEN	0	4	0	2	0	0	1	0	0	1	0	0	0	0	0	0	0	1	0	1	10
3 ASCENSION	0	50	0	3	5	2	43	0	1	0	2	2	1	1	9	2	0	4	4	10	139
4 ASSUMPTION	0	1	0	0	0	0	2	0	0	0	0	1	0	0	0	0	0	0	0	0	4
5 AVOUELLES	0	4	0	0	0	0	8	0	0	0	1	1	0	0	1	0	0	2	0	0	17
6 BEAUREGARD	0	2	1	0	1	0	3	0	0	0	0	0	1	0	1	1	0	1	0	0	11
7 BIENVILLE	0	0	0	0	0	0	1	0	0	1	0	0	0	0	0	0	0	0	0	0	2
8 BOSSIER	2	57	4	7	1	1	24	0	0	0	10	6	0	0	2	3	0	13	2	18	150
9 CADDO	0	76	3	10	0	2	37	0	1	0	12	9	1	2	4	1	2	22	7	22	211
10 CALCASIEU	0	54	2	9	3	0	48	1	0	0	6	4	0	1	9	2	0	14	10	23	186
11 CALDWELL	0	2	0	0	0	0	5	0	0	0	0	0	0	0	0	0	0	0	0	0	7
12 CAMERON	0	2	0	0	0	0	1	0	0	0	0	0	0	0	1	0	0	0	1	1	6
13 CATAHOULA	0	1	0	0	0	0	4	0	0	0	0	1	0	0	0	0	0	0	0	1	7
14 CLAIBORNE	0	2	0	0	0	0	2	0	0	0	0	0	1	0	0	0	0	1	0	3	9
15 CONCORDIA	0	3	0	0	0	0	5	0	0	0	1	0	0	0	0	0	0	0	0	0	9
16 DE SOTO	0	3	0	0	0	1	4	0	0	0	1	1	0	0	0	0	0	2	0	0	12
17 EAST BATON ROUGE	2	108	6	19	2	6	89	2	5	2	7	16	1	2	9	4	1	32	10	39	362
18 EAST CARROLL	0	0	0	0	0	0	0	0	0	0	0	0	0	0	0	0	0	0	0	0	0
19 EAST FELICIANA	0	2	0	1	0	0	8	0	0	0	0	0	0	0	0	0	0	0	1	0	12
20 EVANGELINE	0	10	0	1	0	0	9	1	0	0	0	0	0	1	0	0	0	1	2	4	29
21 FRANKLIN	0	0	0	0	0	0	11	1	0	0	0	0	1	0	0	0	0	2	0	0	15
22 GRANT	0	3	1	0	0	0	3	0	0	0	0	0	0	0	0	1	0	0	0	2	10
23 IBERIA	0	11	1	1	0	1	9	0	0	0	0	2	0	0	1	0	0	2	2	1	31
24 IBERVILLE	0	3	0	0	1	0	0	0	0	0	3	1	0	0	1	0	0	1	0	0	10
25 JACKSON	0	2	0	1	0	0	4	1	0	0	0	0	0	0	0	0	0	0	0	1	9
26 JEFFERSON	1	150	7	15	0	4	71	2	1	2	6	14	4	3	9	13	2	31	7	42	384
27 JEFFERSON DAVIS	0	4	1	0	0	0	10	0	0	0	1	0	0	0	1	0	0	2	0	3	22
28 LAFAYETTE	1	97	6	5	0	5	59	0	0	3	6	15	5	2	16	4	1	18	17	24	284
29 LAFOURCHE	0	22	0	1	2	0	18	0	0	0	4	2	2	0	1	0	1	4	2	4	63
30 LA SALLE	0	0	1	0	0	0	2	0	0	0	0	0	0	0	0	0	0	1	0	0	4
31 LINCOLN	0	9	0	1	0	0	15	0	0	0	2	0	0	0	0	1	0	3	2	3	36
32 LIVINGSTON	0	16	1	0	2	2	24	0	2	1	3	4	2	0	3	1	0	7	2	8	78
33 MADISON	0	1	1	0	0	0	4	0	0	0	0	0	0	0	0	1	0	0	0	0	7
34 MOREHOUSE	0	0	0	0	0	0	9	0	0	0	0	0	0	0	0	0	0	2	0	2	13
35 NATCHITOCHE	0	8	0	1	0	0	6	0	0	0	1	0	0	0	1	0	0	3	1	1	22
36 ORLEANS	0	116	9	9	3	5	71	2	0	2	11	18	13	3	2	8	2	15	11	34	334
37 OUACHITA	1	52	4	7	1	1	66	0	0	5	11	10	4	0	4	4	1	24	5	29	229

Louisiana State Board of Nursing

Report as of: January 31, 2013

ANALYSIS BY APRN MAJOR CLINICAL OR TEACHING OR PRACTICE AREA

Page 2 of 2

# Parish	No Answer	Anesth	Ger Geron	Med Surg	Occu Hlth	Adult				Sch Hlth	Wom Hlth	Crit Care	Comm	Home		Mat		Psych		Other	Total
						Fam Hlth	Pub Hlth	Rehab	Hlth					Trauma	Chi Care	Pall Care	Ped Neo	Mtl Hlth			
38 PLAQUEMINES	0	8	0	0	0	1	2	0	0	1	0	0	0	0	0	0	0	1	0	3	16
39 POINTE COUPEE	0	8	0	0	0	0	2	0	0	2	0	0	0	0	0	0	1	0	0	1	14
40 RAPIDES	0	50	3	6	1	1	51	3	1	2	4	7	1	1	4	3	1	22	2	22	185
41 RED RIVER	0	0	0	0	0	0	0	0	0	0	1	0	0	0	0	0	0	0	0	1	2
42 RICHLAND	0	2	0	0	0	0	13	0	0	0	0	0	2	1	0	0	0	1	0	4	23
43 SABINE	0	2	0	1	0	0	4	0	0	0	0	1	0	0	0	0	0	2	0	0	10
44 SAINT BERNARD	0	3	0	0	0	1	2	0	0	1	1	0	0	0	0	0	0	2	0	2	12
45 SAINT CHARLES	0	7	1	0	2	1	9	0	0	0	1	1	0	0	2	0	0	3	2	2	31
46 SAINT HELENA	0	1	0	0	0	0	2	1	0	0	1	0	0	0	0	0	0	0	0	0	5
47 SAINT JAMES	0	1	0	0	0	0	1	1	0	0	1	0	0	0	0	0	0	0	0	0	4
48 ST JOHN THE BAPTIST	0	6	1	0	2	0	6	1	0	0	1	0	2	0	0	1	0	1	0	1	22
49 SAINT LANDRY	0	16	2	2	0	1	13	0	0	1	1	2	1	0	3	1	0	0	2	6	51
50 SAINT MARTIN	0	3	0	1	0	1	5	0	0	0	0	1	0	0	0	0	0	1	2	4	18
51 SAINT MARY	0	3	0	0	0	0	2	0	0	0	1	0	0	0	0	0	0	1	0	2	9
52 SAINT TAMMANY	1	140	7	8	4	3	67	1	2	2	9	9	4	1	9	7	0	32	12	38	356
53 TANGIPAOHA	0	22	0	3	0	0	25	0	0	1	2	5	0	0	3	4	0	10	0	8	83
54 TENSAS	0	1	0	0	0	0	0	0	0	0	0	0	0	0	0	0	0	1	0	0	2
55 TERREBONNE	0	37	0	8	1	0	22	0	0	0	6	7	0	0	6	2	0	5	4	6	104
56 UNION	0	1	0	0	0	0	3	0	0	0	0	0	0	0	0	1	0	2	0	0	7
57 VERMILION	0	16	1	0	0	1	7	0	0	0	1	2	0	0	2	0	0	1	0	2	33
58 VERNON	0	1	0	0	0	0	2	1	0	0	1	0	0	0	2	0	0	1	2	0	10
59 WASHINGTON	0	1	1	1	0	0	3	0	0	0	1	1	0	0	0	0	0	2	0	0	10
60 WEBSTER	0	6	1	0	2	0	8	0	1	0	3	1	0	0	1	0	0	2	0	2	27
61 WEST BATON ROUGE	0	4	0	1	1	1	6	0	0	0	0	1	1	0	0	0	0	1	2	0	18
62 WEST CARROLL	0	0	0	0	0	0	3	0	0	0	0	0	0	0	0	0	0	1	0	0	4
63 WEST FELICIANA	0	0	0	0	0	0	3	0	0	0	0	0	0	0	0	0	0	0	0	0	3
64 WINN	0	3	0	0	0	0	1	0	0	0	0	0	0	0	0	0	0	0	0	1	5
IN STATE TOTAL	8	1224	65	126	34	41	944	18	14	28	124	146	47	18	109	65	13	300	115	382	3821
OUT OF STATE	17	165	14	4	4	4	65	1	0	2	12	26	2	2	9	8	2	33	7	32	409
NO COUNTY	0	2	0	0	0	0	1	0	0	0	0	0	0	0	1	0	0	0	0	0	4
GRAND TOTAL	25	1391	79	130	38	45	1010	19	14	30	136	172	49	20	119	73	15	333	122	414	4234

Louisiana State Board of Nursing

Report as of: January 31, 2013

ANALYSIS BY APRN MARITAL STATUS

Page 1 of 2

# Parish	No Answer	Never Married	Married	Widowed	Divorced	Separated	Total
1 ACADIA	0	0	18	1	3	1	23
2 ALLEN	0	2	6	0	2	0	10
3 ASCENSION	0	12	103	2	20	2	139
4 ASSUMPTION	0	0	4	0	0	0	4
5 AVOUELLES	0	0	12	1	4	0	17
6 BEAUREGARD	0	0	9	1	1	0	11
7 BIENVILLE	0	1	1	0	0	0	2
8 BOSSIER	2	8	125	3	10	2	150
9 CADDO	0	17	150	3	37	4	211
10 CALCASIEU	0	9	150	2	25	0	186
11 CALDWELL	0	0	6	0	1	0	7
12 CAMERON	0	0	4	0	2	0	6
13 CATAHOULA	0	0	6	0	1	0	7
14 CLAIBORNE	0	0	9	0	0	0	9
15 CONCORDIA	0	1	8	0	0	0	9
16 DE SOTO	0	0	11	1	0	0	12
17 EAST BATON ROUGE	2	43	251	5	58	3	362
18 EAST CARROLL	0	0	0	0	0	0	0
19 EAST FELICIANA	0	1	10	0	1	0	12
20 EVANGELINE	0	0	23	1	5	0	29
21 FRANKLIN	0	0	14	0	1	0	15
22 GRANT	0	0	7	0	2	1	10
23 IBERIA	0	3	24	0	3	1	31
24 IBERVILLE	0	0	8	1	0	1	10
25 JACKSON	0	1	7	0	1	0	9
26 JEFFERSON	1	54	255	8	55	11	384
27 JEFFERSON DAVIS	0	1	19	0	2	0	22
28 LAFAYETTE	1	16	221	2	42	2	284
29 LAFOURCHE	0	1	58	1	3	0	63
30 LA SALLE	0	0	3	0	1	0	4
31 LINCOLN	0	2	29	1	3	1	36
32 LIVINGSTON	0	3	67	1	5	2	78
33 MADISON	0	0	7	0	0	0	7
34 MOREHOUSE	0	0	10	0	3	0	13
35 NATCHITOCHE	0	2	16	1	2	1	22
36 ORLEANS	0	65	192	9	64	4	334
37 OUACHITA	1	9	184	4	28	3	229
38 PLAQUEMINES	0	2	13	1	0	0	16
39 POINTE COUPEE	0	1	10	0	2	1	14

Louisiana State Board of Nursing

Report as of: January 31, 2013

ANALYSIS BY APRN MARITAL STATUS

Page 2 of 2

# Parish	No Answer	Never Married	Married	Widowed	Divorced	Separated	Total
40 RAPIDES	0	10	142	2	29	2	185
41 RED RIVER	0	0	2	0	0	0	2
42 RICHLAND	0	0	20	0	3	0	23
43 SABINE	0	0	8	0	2	0	10
44 SAINT BERNARD	0	1	9	0	2	0	12
45 SAINT CHARLES	0	1	28	0	2	0	31
46 SAINT HELENA	0	0	3	0	2	0	5
47 SAINT JAMES	0	0	3	0	0	1	4
48 ST JOHN THE BAPTIST	0	4	15	0	3	0	22
49 SAINT LANDRY	0	4	40	2	5	0	51
50 SAINT MARTIN	0	2	16	0	0	0	18
51 SAINT MARY	0	0	6	0	3	0	9
52 SAINT TAMMANY	1	18	268	6	55	8	356
53 TANGIPAHOA	0	4	65	0	13	1	83
54 TENSAS	0	0	1	0	1	0	2
55 TERREBONNE	0	4	91	0	8	1	104
56 UNION	0	0	7	0	0	0	7
57 VERMILION	0	3	24	0	6	0	33
58 VERNON	0	0	6	0	3	1	10
59 WASHINGTON	0	1	8	0	1	0	10
60 WEBSTER	0	1	22	0	4	0	27
61 WEST BATON ROUGE	0	1	15	0	2	0	18
62 WEST CARROLL	0	0	3	0	1	0	4
63 WEST FELICIANA	0	1	2	0	0	0	3
64 WINN	0	0	5	0	0	0	5
IN STATE TOTAL	8	309	2859	59	532	54	3821
OUT OF STATE	17	58	256	11	63	4	409
NO COUNTY	0	1	2	0	1	0	4
GRAND TOTAL	25	368	3117	70	596	58	4234

Louisiana State Board of Nursing

Report as of: January 31, 2013

ANALYSIS BY APRN OUT OF STATE EMPLOYMENT

Page 1 of 2

# Parish	No Answer	Full-Time	Part-Time	Per Diem	Total
1 ACADIA	19	4	0	0	23
2 ALLEN	9	0	0	1	10
3 ASCENSION	107	29	1	2	139
4 ASSUMPTION	4	0	0	0	4
5 AVOUELLES	14	3	0	0	17
6 BEAUREGARD	7	4	0	0	11
7 BIENVILLE	2	0	0	0	2
8 BOSSIER	132	14	1	3	150
9 CADDO	179	20	4	8	211
10 CALCASIEU	156	28	1	1	186
11 CALDWELL	5	2	0	0	7
12 CAMERON	5	1	0	0	6
13 CATAHOULA	6	1	0	0	7
14 CLAIBORNE	8	1	0	0	9
15 CONCORDIA	6	1	2	0	9
16 DE SOTO	9	2	1	0	12
17 EAST BATON ROUGE	297	53	8	4	362
18 EAST CARROLL	0	0	0	0	0
19 EAST FELICIANA	6	5	1	0	12
20 EVANGELINE	25	4	0	0	29
21 FRANKLIN	13	2	0	0	15
22 GRANT	9	1	0	0	10
23 IBERIA	25	5	0	1	31
24 IBERVILLE	9	1	0	0	10
25 JACKSON	8	1	0	0	9
26 JEFFERSON	322	49	6	7	384
27 JEFFERSON DAVIS	19	3	0	0	22
28 LAFAYETTE	245	31	5	3	284
29 LAFOURCHE	49	13	1	0	63
30 LA SALLE	3	1	0	0	4
31 LINCOLN	32	2	1	1	36
32 LIVINGSTON	68	10	0	0	78
33 MADISON	6	0	0	1	7
34 MOREHOUSE	12	1	0	0	13
35 NATCHITOCHE	21	1	0	0	22
36 ORLEANS	275	46	5	8	334
37 OUACHITA	197	28	3	1	229
38 PLAQUEMINES	14	2	0	0	16
39 POINTE COUPEE	14	0	0	0	14

Louisiana State Board of Nursing

Report as of: January 31, 2013

ANALYSIS BY APRN OUT OF STATE EMPLOYMENT

Page 2 of 2

# Parish	No Answer	Full-Time	Part-Time	Per Diem	Total
40 RAPIDES	163	20	0	2	185
41 RED RIVER	1	1	0	0	2
42 RICHLAND	19	4	0	0	23
43 SABINE	8	2	0	0	10
44 SAINT BERNARD	10	2	0	0	12
45 SAINT CHARLES	27	4	0	0	31
46 SAINT HELENA	5	0	0	0	5
47 SAINT JAMES	3	1	0	0	4
48 ST JOHN THE BAPTIST	20	2	0	0	22
49 SAINT LANDRY	45	5	1	0	51
50 SAINT MARTIN	16	1	1	0	18
51 SAINT MARY	8	0	0	1	9
52 SAINT TAMMANY	291	48	5	12	356
53 TANGIPAHOA	73	9	0	1	83
54 TENSAS	2	0	0	0	2
55 TERREBONNE	93	10	0	1	104
56 UNION	7	0	0	0	7
57 VERMILION	31	1	1	0	33
58 VERNON	9	1	0	0	10
59 WASHINGTON	9	1	0	0	10
60 WEBSTER	25	2	0	0	27
61 WEST BATON ROUGE	16	0	0	2	18
62 WEST CARROLL	4	0	0	0	4
63 WEST FELICIANA	2	1	0	0	3
64 WINN	3	0	0	2	5
IN STATE TOTAL	3227	484	48	62	3821
OUT OF STATE	142	81	41	145	409
NO COUNTY	2	1	0	1	4
GRAND TOTAL	3371	566	89	208	4234

Louisiana State Board of Nursing

Report as of: January 31, 2013

ANALYSIS BY APRN PERSONAL INCOME

Page 1 of 2

# Parish	No Answer	< 15k	15k - 25k	25k - 35k	35k - 50k	50k - 75k	75k - 100k	100k - 150k	> 150K	Not Prov	Total
1 ACADIA	0	1	0	0	1	4	3	8	1	5	23
2 ALLEN	0	0	0	1	0	3	2	2	1	1	10
3 ASCENSION	0	2	0	1	2	9	45	43	15	22	139
4 ASSUMPTION	0	0	1	0	0	0	3	0	0	0	4
5 AVOUELLES	0	0	0	0	0	2	8	1	3	3	17
6 BEAUREGARD	0	0	0	0	0	2	4	2	1	2	11
7 BIENVILLE	0	0	0	0	0	1	0	1	0	0	2
8 BOSSIER	2	2	1	1	6	16	46	26	26	24	150
9 CADDO	0	5	0	0	10	22	48	56	31	39	211
10 CALCASIEU	0	3	4	1	5	16	50	58	33	16	186
11 CALDWELL	0	0	0	0	0	0	2	2	2	1	7
12 CAMERON	0	1	0	0	0	0	3	0	1	1	6
13 CATAHOULA	0	0	1	0	0	1	4	0	0	1	7
14 CLAIBORNE	0	0	0	1	0	2	3	2	1	0	9
15 CONCORDIA	0	0	0	0	0	2	2	1	1	3	9
16 DE SOTO	0	0	0	0	2	2	0	4	2	2	12
17 EAST BATON ROUGE	2	15	4	4	15	39	101	105	31	46	362
18 EAST CARROLL	0	0	0	0	0	0	0	0	0	0	0
19 EAST FELICIANA	0	0	0	0	3	1	6	2	0	0	12
20 EVANGELINE	0	0	0	0	0	1	9	12	5	2	29
21 FRANKLIN	0	0	0	0	0	1	7	3	1	3	15
22 GRANT	0	0	0	0	0	0	4	4	1	1	10
23 IBERIA	0	1	0	1	1	0	9	9	4	6	31
24 IBERVILLE	0	0	0	0	0	2	3	5	0	0	10
25 JACKSON	0	0	0	0	0	0	4	3	2	0	9
26 JEFFERSON	1	11	4	8	12	35	102	120	40	51	384
27 JEFFERSON DAVIS	0	1	1	0	2	3	10	4	1	0	22
28 LAFAYETTE	1	5	4	6	5	38	81	83	36	25	284
29 LAFOURCHE	0	0	1	0	4	8	16	18	7	9	63
30 LA SALLE	0	0	1	0	0	0	0	3	0	0	4
31 LINCOLN	0	1	0	0	3	5	10	9	3	5	36
32 LIVINGSTON	0	1	1	0	2	10	28	22	7	7	78
33 MADISON	0	0	0	0	0	1	3	2	0	1	7
34 MOREHOUSE	0	0	0	0	0	1	7	5	0	0	13
35 NATCHITOCHE	0	1	0	0	1	3	7	4	5	1	22
36 ORLEANS	0	12	1	4	17	46	81	89	48	36	334
37 OUACHITA	1	7	1	2	11	28	77	48	29	25	229
38 PLAQUEMINES	0	0	0	0	0	1	3	5	3	4	16
39 POINTE COUPEE	0	0	1	0	0	4	4	0	2	3	14

Louisiana State Board of Nursing

Report as of: January 31, 2013

ANALYSIS BY APRN PERSONAL INCOME

Page 2 of 2

# Parish	No Answer	< 15k	15k - 25k	25k - 35k	35k - 50k	50k - 75k	75k - 100k	100k - 150k	> 150K	Not Prov	Total
40 RAPIDES	0	3	4	0	9	11	56	46	24	32	185
41 RED RIVER	0	0	0	0	0	0	1	1	0	0	2
42 RICHLAND	0	0	1	0	2	3	10	2	2	3	23
43 SABINE	0	1	0	0	0	1	1	5	2	0	10
44 SAINT BERNARD	0	1	0	0	0	2	6	1	2	0	12
45 SAINT CHARLES	0	0	0	1	1	3	13	10	1	2	31
46 SAINT HELENA	0	0	0	0	1	1	1	2	0	0	5
47 SAINT JAMES	0	0	0	0	0	1	1	1	0	1	4
48 ST JOHN THE BAPTIST	0	0	0	0	0	3	8	3	2	6	22
49 SAINT LANDRY	0	2	0	0	1	7	18	13	6	4	51
50 SAINT MARTIN	0	0	0	0	0	3	8	4	0	3	18
51 SAINT MARY	0	0	0	0	0	0	4	2	2	1	9
52 SAINT TAMMANY	1	9	5	7	9	24	97	92	60	52	356
53 TANGIPAHOA	0	1	2	0	5	12	26	17	13	7	83
54 TENSAS	0	0	0	0	0	0	1	0	1	0	2
55 TERREBONNE	0	5	1	4	5	5	27	23	20	14	104
56 UNION	0	0	0	0	0	1	5	1	0	0	7
57 VERMILION	0	1	0	2	0	3	9	8	8	2	33
58 VERNON	0	1	0	0	0	2	3	2	1	1	10
59 WASHINGTON	0	0	1	0	0	2	3	2	0	2	10
60 WEBSTER	0	2	0	0	0	4	8	8	3	2	27
61 WEST BATON ROUGE	0	0	0	1	0	3	8	3	1	2	18
62 WEST CARROLL	0	0	0	0	0	0	2	1	0	1	4
63 WEST FELICIANA	0	0	0	0	0	0	2	1	0	0	3
64 WINN	0	1	1	0	0	0	0	0	2	1	5
IN STATE TOTAL	8	96	41	45	135	400	1113	1009	493	481	3821
OUT OF STATE	17	5	5	4	13	28	92	92	72	81	409
NO COUNTY	0	0	0	0	0	1	0	2	0	1	4
GRAND TOTAL	25	101	46	49	148	429	1205	1103	565	563	4234

Louisiana State Board of Nursing

Report as of: January 31, 2013

ANALYSIS BY APRN PLACE OF EMPLOYMENT

Page 1 of 2

# Parish	No Answer	Ambu Care	Comm Hlth	Corr Fac	Home Hlth Care		Ins Comp	Long Term Care		Acad Set	Occu Hlth	Pub Hlth	Reg Agency	Sch Hlth	Other	Total
					Hosp	Care		Care	Care							
1 ACADIA	0	5	0	0	0	11	0	0	1	0	0	0	0	1	5	23
2 ALLEN	0	1	0	0	0	4	0	0	1	0	0	0	0	1	3	10
3 ASCENSION	0	41	6	2	1	62	0	1	1	7	1	0	1	16	139	
4 ASSUMPTION	0	1	1	0	0	2	0	0	0	0	0	0	0	0	4	
5 AVOUELLES	0	7	0	1	0	6	0	0	0	0	0	0	0	3	17	
6 BEAUREGARD	0	2	2	1	0	4	0	1	0	0	0	0	0	1	11	
7 BIENVILLE	0	1	0	0	0	0	0	0	0	0	0	0	1	0	2	
8 BOSSIER	2	42	2	0	1	68	0	3	6	1	1	0	0	24	150	
9 CADDO	0	51	6	0	0	115	0	5	10	0	1	0	1	22	211	
10 CALCASIEU	0	46	1	4	1	87	1	4	4	3	2	0	1	32	186	
11 CALDWELL	0	4	0	0	0	2	0	0	0	0	0	0	0	1	7	
12 CAMERON	0	0	0	0	0	4	0	0	0	0	0	0	0	2	6	
13 CATAHOULA	0	1	1	0	0	2	0	0	0	0	0	0	0	3	7	
14 CLAIBORNE	0	4	1	0	0	2	0	0	0	0	0	0	0	2	9	
15 CONCORDIA	0	3	2	0	0	3	0	0	0	0	0	0	0	1	9	
16 DE SOTO	0	2	1	0	0	5	0	0	2	0	0	0	1	1	12	
17 EAST BATON ROUGE	2	87	20	7	2	158	1	6	18	4	6	1	6	44	362	
18 EAST CARROLL	0	0	0	0	0	0	0	0	0	0	0	0	0	0	0	
19 EAST FELICIANA	0	2	4	0	0	4	0	0	0	0	0	0	0	2	12	
20 EVANGELINE	0	6	1	0	0	14	0	1	0	0	1	0	0	6	29	
21 FRANKLIN	0	7	2	0	0	0	0	0	0	0	1	0	0	5	15	
22 GRANT	0	2	0	0	0	6	0	1	0	0	0	0	0	1	10	
23 IBERIA	0	5	5	0	0	15	0	1	0	0	1	0	0	4	31	
24 IBERVILLE	0	3	1	0	0	4	0	0	0	1	0	0	0	1	10	
25 JACKSON	0	2	3	0	0	2	0	0	0	0	0	0	0	2	9	
26 JEFFERSON	1	96	14	1	5	196	0	7	20	0	3	0	5	36	384	
27 JEFFERSON DAVIS	0	3	1	0	0	5	0	2	0	2	0	0	1	8	22	
28 LAFAYETTE	1	64	9	0	3	141	0	5	10	1	1	0	4	45	284	
29 LAFOURCHE	0	19	5	0	0	24	0	1	2	2	0	0	1	9	63	
30 LA SALLE	0	0	1	0	0	0	0	1	0	0	0	0	0	2	4	
31 LINCOLN	0	14	2	0	0	10	0	0	4	0	0	0	1	5	36	
32 LIVINGSTON	0	19	5	0	0	37	0	0	2	1	0	0	3	11	78	
33 MADISON	0	1	0	0	0	1	0	1	1	0	0	0	1	2	7	
34 MOREHOUSE	0	4	4	0	0	1	0	0	0	0	0	0	0	4	13	
35 NATCHITOCHE	0	9	1	1	0	8	0	0	1	0	0	0	1	1	22	
36 ORLEANS	0	69	22	3	4	159	0	6	29	4	3	0	7	28	334	
37 OUACHITA	1	53	11	2	2	97	0	3	7	1	1	0	7	44	229	

Louisiana State Board of Nursing

Report as of: January 31, 2013

ANALYSIS BY APRN PLACE OF EMPLOYMENT

Page 2 of 2

# Parish	No Answer	Ambu Care	Comm Hlth	Corr Fac	Home Hlth Care		Ins Comp	Long Term Care		Acad Set	Occu Hlth	Pub Hlth	Reg Agency	Sch Hlth	Other	Total
					Hosp	Care		Care	Set							
38 PLAQUEMINES	0	2	0	0	1	10	0	0	1	0	0	0	0	1	1	16
39 POINTE COUPEE	0	3	1	0	1	6	0	0	0	0	0	0	0	1	2	14
40 RAPIDES	0	42	6	4	1	84	0	4	8	1	4	1	3	27	185	
41 RED RIVER	0	0	0	0	0	0	0	0	0	0	1	0	0	1	2	
42 RICHLAND	0	8	3	0	1	2	0	0	0	0	1	0	1	7	23	
43 SABINE	0	4	0	0	0	3	0	0	0	0	0	0	0	3	10	
44 SAINT BERNARD	0	5	0	0	0	4	0	0	0	0	0	0	1	2	12	
45 SAINT CHARLES	0	8	5	0	1	10	1	1	1	2	0	0	0	2	31	
46 SAINT HELENA	0	3	1	0	0	0	0	0	0	0	1	0	0	0	5	
47 SAINT JAMES	0	2	0	0	0	1	0	0	0	0	1	0	0	0	4	
48 ST JOHN THE BAPTIST	0	4	3	0	0	10	0	1	0	2	1	0	0	1	22	
49 SAINT LANDRY	0	12	2	0	0	19	0	3	4	0	0	0	1	10	51	
50 SAINT MARTIN	0	4	0	0	0	7	0	1	0	0	0	0	0	6	18	
51 SAINT MARY	0	1	1	0	0	3	0	0	0	0	1	0	0	3	9	
52 SAINT TAMMANY	1	94	6	0	1	181	0	5	10	4	2	0	3	49	356	
53 TANGIPAHOA	0	22	3	0	0	36	0	0	2	0	3	0	2	15	83	
54 TENSAS	0	1	0	0	0	1	0	0	0	0	0	0	0	0	2	
55 TERREBONNE	0	31	8	0	0	46	0	1	7	0	1	0	1	9	104	
56 UNION	0	1	0	0	0	2	0	0	1	0	1	0	0	2	7	
57 VERMILION	0	11	1	0	0	14	0	1	1	0	0	0	0	5	33	
58 VERNON	0	3	1	0	0	4	0	0	1	0	1	0	0	0	10	
59 WASHINGTON	0	3	0	0	0	3	0	0	2	0	0	0	0	2	10	
60 WEBSTER	0	9	0	0	0	9	0	1	1	2	1	0	0	4	27	
61 WEST BATON ROUGE	0	5	2	0	0	9	0	0	0	1	0	0	0	1	18	
62 WEST CARROLL	0	2	0	0	0	0	0	0	0	0	0	0	0	2	4	
63 WEST FELICIANA	0	1	1	1	0	0	0	0	0	0	0	0	0	0	3	
64 WINN	0	1	0	1	0	2	0	0	0	0	0	0	0	1	5	
IN STATE TOTAL	8	958	178	28	25	1725	3	67	158	39	41	2	58	531	3821	
OUT OF STATE	17	87	12	3	7	201	1	7	17	4	2	0	6	45	409	
NO COUNTY	0	1	0	0	0	2	0	0	0	0	0	0	0	1	4	
GRAND TOTAL	25	1046	190	31	32	1928	4	74	175	43	43	2	64	577	4234	

Louisiana State Board of Nursing

Report as of: January 31, 2013

ANALYSIS BY APRN POSITIONS WORKED

Page 1 of 2

# Parish	No Answer	0	1	2	3 or more	Total
1 ACADIA	0	2	16	4	1	23
2 ALLEN	0	1	9	0	0	10
3 ASCENSION	0	1	110	21	7	139
4 ASSUMPTION	0	0	3	1	0	4
5 AVOYELLES	0	1	13	3	0	17
6 BEAUREGARD	0	2	6	3	0	11
7 BIENVILLE	0	0	1	1	0	2
8 BOSSIER	2	8	124	13	3	150
9 CADDO	0	6	168	31	6	211
10 CALCASIEU	0	8	148	22	8	186
11 CALDWELL	0	0	6	1	0	7
12 CAMERON	0	0	6	0	0	6
13 CATAHOULA	0	0	5	2	0	7
14 CLAIBORNE	0	0	9	0	0	9
15 CONCORDIA	0	1	3	2	3	9
16 DE SOTO	0	0	10	2	0	12
17 EAST BATON ROUGE	2	21	273	57	9	362
18 EAST CARROLL	0	0	0	0	0	0
19 EAST FELICIANA	0	0	11	0	1	12
20 EVANGELINE	0	0	23	4	2	29
21 FRANKLIN	0	0	11	3	1	15
22 GRANT	0	0	9	1	0	10
23 IBERIA	0	2	23	6	0	31
24 IBERVILLE	0	0	9	1	0	10
25 JACKSON	0	0	5	3	1	9
26 JEFFERSON	1	21	300	45	17	384
27 JEFFERSON DAVIS	0	2	15	3	2	22
28 LAFAYETTE	1	8	229	38	8	284
29 LAFOURCHE	0	3	52	6	2	63
30 LA SALLE	0	0	3	1	0	4
31 LINCOLN	0	3	27	3	3	36
32 LIVINGSTON	0	2	62	14	0	78
33 MADISON	0	0	6	1	0	7
34 MOREHOUSE	0	0	8	5	0	13
35 NATCHITOCHE	0	0	20	2	0	22
36 ORLEANS	0	16	264	47	7	334
37 OUACHITA	1	6	176	37	9	229
38 PLAQUEMINES	0	0	13	2	1	16
39 POINTE COUPEE	0	0	12	2	0	14

Louisiana State Board of Nursing

Report as of: January 31, 2013

ANALYSIS BY APRN POSITIONS WORKED

Page 2 of 2

# Parish	No Answer	0	1	2	3 or more	Total
40 RAPIDES	0	7	140	29	9	185
41 RED RIVER	0	0	2	0	0	2
42 RICHLAND	0	0	17	4	2	23
43 SABINE	0	0	5	5	0	10
44 SAINT BERNARD	0	0	10	2	0	12
45 SAINT CHARLES	0	1	25	4	1	31
46 SAINT HELENA	0	0	4	1	0	5
47 SAINT JAMES	0	0	4	0	0	4
48 ST JOHN THE BAPTIST	0	1	19	1	1	22
49 SAINT LANDRY	0	1	38	11	1	51
50 SAINT MARTIN	0	0	17	1	0	18
51 SAINT MARY	0	1	6	1	1	9
52 SAINT TAMMANY	1	12	271	51	21	356
53 TANGIPAOHA	0	6	54	20	3	83
54 TENSAS	0	0	1	1	0	2
55 TERREBONNE	0	3	84	15	2	104
56 UNION	0	0	4	3	0	7
57 VERMILION	0	1	26	4	2	33
58 VERNON	0	0	9	1	0	10
59 WASHINGTON	0	2	7	1	0	10
60 WEBSTER	0	1	17	7	2	27
61 WEST BATON ROUGE	0	0	15	1	2	18
62 WEST CARROLL	0	0	3	1	0	4
63 WEST FELICIANA	0	0	2	1	0	3
64 WINN	0	1	3	1	0	5
IN STATE TOTAL	8	151	2971	553	138	3821
OUT OF STATE	17	20	304	53	15	409
NO COUNTY	0	1	3	0	0	4
GRAND TOTAL	25	172	3278	606	153	4234

Louisiana State Board of Nursing

Report as of: January 31, 2013

ANALYSIS BY PRESCRIPTIVE AUTHORITY

Page 1 of 2

# Parish	Pres
1 ACADIA	13
2 ALLEN	4
3 ASCENSION	82
4 ASSUMPTION	3
5 AVOYELLES	12
6 BEAUREGARD	7
7 BIENVILLE	2
8 BOSSIER	76
9 CADDO	102
10 CALCASIEU	116
11 CALDWELL	5
12 CAMERON	4
13 CATAHOULA	6
14 CLAIBORNE	7
15 CONCORDIA	5
16 DE SOTO	9
17 EAST BATON ROUGE	214
18 EAST CARROLL	0
19 EAST FELICIANA	9
20 EVANGELINE	18
21 FRANKLIN	14
22 GRANT	6
23 IBERIA	19
24 IBERVILLE	5
25 JACKSON	7
26 JEFFERSON	181
27 JEFFERSON DAVIS	17
28 LAFAYETTE	169
29 LAFOURCHE	38
30 LA SALLE	4
31 LINCOLN	24
32 LIVINGSTON	55
33 MADISON	6
34 MOREHOUSE	13
35 NATCHITOCHES	12
36 ORLEANS	151
37 OUACHITA	156
38 PLAQUEMINES	7
39 POINTE COUPEE	6

Louisiana State Board of Nursing

Report as of: January 31, 2013

ANALYSIS BY PRESCRIPTIVE AUTHORITY

Page 2 of 2

# Parish	Pres
40 RAPIDES	111
41 RED RIVER	2
42 RICHLAND	20
43 SABINE	7
44 SAINT BERNARD	7
45 SAINT CHARLES	22
46 SAINT HELENA	4
47 SAINT JAMES	2
48 ST JOHN THE BAPTIST	16
49 SAINT LANDRY	33
50 SAINT MARTIN	13
51 SAINT MARY	5
52 SAINT TAMMANY	192
53 TANGIPAHOA	54
54 TENSAS	1
55 TERREBONNE	64
56 UNION	4
57 VERMILION	17
58 VERNON	7
59 WASHINGTON	7
60 WEBSTER	19
61 WEST BATON ROUGE	12
62 WEST CARROLL	4
63 WEST FELICIANA	3
64 WINN	0
IN STATE TOTAL	2210
OUT OF STATE	113
NO COUNTY	1
GRAND TOTAL	2324

Louisiana State Board of Nursing

Report as of: January 31, 2013

ANALYSIS BY APRN PRIMARY POSITION HELD

Page 1 of 2

# Parish	No		Adv		Faculty	Mgr	Researcher	Staff Nurse	Other Hlth	Other Non Hlth	Total
	Answer	Exec	Pract	Consult							
1 ACADIA	0	0	19	0	2	0	0	1	0	1	23
2 ALLEN	0	0	9	0	1	0	0	0	0	0	10
3 ASCENSION	0	0	129	0	1	1	1	4	3	0	139
4 ASSUMPTION	0	0	4	0	0	0	0	0	0	0	4
5 AVOYELLES	0	0	16	0	0	0	0	1	0	0	17
6 BEAUREGARD	0	0	9	1	0	0	0	0	0	1	11
7 BIENVILLE	0	0	2	0	0	0	0	0	0	0	2
8 BOSSIER	2	0	131	0	6	1	0	3	2	5	150
9 CADDO	0	0	194	0	8	2	0	5	2	0	211
10 CALCASIEU	0	1	175	0	2	1	0	5	2	0	186
11 CALDWELL	0	0	7	0	0	0	0	0	0	0	7
12 CAMERON	0	0	6	0	0	0	0	0	0	0	6
13 CATAHOULA	0	0	7	0	0	0	0	0	0	0	7
14 CLAIBORNE	0	0	8	0	0	0	0	0	1	0	9
15 CONCORDIA	0	0	8	0	0	0	0	0	1	0	9
16 DE SOTO	0	0	11	0	1	0	0	0	0	0	12
17 EAST BATON ROUGE	2	5	304	2	10	1	1	24	9	4	362
18 EAST CARROLL	0	0	0	0	0	0	0	0	0	0	0
19 EAST FELICIANA	0	0	11	0	0	0	0	1	0	0	12
20 EVANGELINE	0	0	29	0	0	0	0	0	0	0	29
21 FRANKLIN	0	0	15	0	0	0	0	0	0	0	15
22 GRANT	0	0	9	0	0	0	0	1	0	0	10
23 IBERIA	0	0	30	0	0	0	0	0	1	0	31
24 IBERVILLE	0	0	8	0	1	1	0	0	0	0	10
25 JACKSON	0	0	9	0	0	0	0	0	0	0	9
26 JEFFERSON	1	2	326	2	15	4	1	21	10	2	384
27 JEFFERSON DAVIS	0	0	20	0	0	0	0	1	1	0	22
28 LAFAYETTE	1	3	258	1	8	4	0	6	3	0	284
29 LAFOURCHE	0	1	56	0	2	0	0	4	0	0	63
30 LA SALLE	0	0	4	0	0	0	0	0	0	0	4
31 LINCOLN	0	0	31	0	4	0	0	0	0	1	36
32 LIVINGSTON	0	0	72	1	0	1	0	4	0	0	78
33 MADISON	0	0	5	0	1	0	0	1	0	0	7
34 MOREHOUSE	0	0	13	0	0	0	0	0	0	0	13
35 NATCHITOCHEs	0	1	19	0	1	0	0	1	0	0	22
36 ORLEANS	0	3	268	3	20	1	3	16	14	6	334
37 OUACHITA	1	1	213	0	4	1	0	6	0	3	229

Louisiana State Board of Nursing

Report as of: January 31, 2013

ANALYSIS BY APRN PRIMARY POSITION HELD

Page 2 of 2

# Parish	No		Adv		Faculty	Mgr	Researcher	Staff Nurse	Other Hlth	Other Non Hlth	Total
	Answer	Exec	Pract	Consult							
38 PLAQUEMINES	0	0	13	0	1	0	0	2	0	0	16
39 POINTE COUPEE	0	0	12	0	0	0	0	2	0	0	14
40 RAPIDES	0	1	157	2	8	3	0	6	5	3	185
41 RED RIVER	0	0	2	0	0	0	0	0	0	0	2
42 RICHLAND	0	0	22	0	1	0	0	0	0	0	23
43 SABINE	0	0	9	0	0	0	0	1	0	0	10
44 SAINT BERNARD	0	0	12	0	0	0	0	0	0	0	12
45 SAINT CHARLES	0	1	30	0	0	0	0	0	0	0	31
46 SAINT HELENA	0	0	5	0	0	0	0	0	0	0	5
47 SAINT JAMES	0	0	4	0	0	0	0	0	0	0	4
48 ST JOHN THE BAPTIST	0	0	22	0	0	0	0	0	0	0	22
49 SAINT LANDRY	0	0	44	0	4	1	0	1	0	1	51
50 SAINT MARTIN	0	0	17	0	0	0	0	1	0	0	18
51 SAINT MARY	0	0	8	0	0	0	0	1	0	0	9
52 SAINT TAMMANY	1	1	319	1	8	5	1	13	4	3	356
53 TANGIPAHOA	0	0	77	0	2	2	0	2	0	0	83
54 TENSAS	0	0	2	0	0	0	0	0	0	0	2
55 TERREBONNE	0	0	96	0	5	0	0	2	1	0	104
56 UNION	0	0	6	0	1	0	0	0	0	0	7
57 VERMILION	0	0	33	0	0	0	0	0	0	0	33
58 VERNON	0	0	8	1	1	0	0	0	0	0	10
59 WASHINGTON	0	1	7	0	1	0	1	0	0	0	10
60 WEBSTER	0	1	24	0	1	0	0	0	1	0	27
61 WEST BATON ROUGE	0	1	14	0	0	0	0	2	1	0	18
62 WEST CARROLL	0	0	4	0	0	0	0	0	0	0	4
63 WEST FELICIANA	0	0	3	0	0	0	0	0	0	0	3
64 WINN	0	0	4	0	0	0	0	0	1	0	5
IN STATE TOTAL	8	23	3389	14	120	29	8	138	62	30	3821
OUT OF STATE	17	4	336	2	15	4	2	12	13	4	409
NO COUNTY	0	0	4	0	0	0	0	0	0	0	4
GRAND TOTAL	25	27	3729	16	135	33	10	150	75	34	4234

Louisiana State Board of Nursing

Report as of: January 31, 2013

ANALYSIS BY APRN SEX

Page 1 of 2

# Parish	No Answer	M	F	Total
1 ACADIA	0	8	15	23
2 ALLEN	0	3	7	10
3 ASCENSION	0	41	98	139
4 ASSUMPTION	0	0	4	4
5 AVOYELLES	0	2	15	17
6 BEAUREGARD	0	2	9	11
7 BIENVILLE	0	0	2	2
8 BOSSIER	0	38	112	150
9 CADDO	0	61	150	211
10 CALCASIEU	0	70	116	186
11 CALDWELL	0	2	5	7
12 CAMERON	0	2	4	6
13 CATAHOULA	0	2	5	7
14 CLAIBORNE	0	1	8	9
15 CONCORDIA	0	4	5	9
16 DE SOTO	0	3	9	12
17 EAST BATON ROUGE	0	80	282	362
18 EAST CARROLL	0	0	0	0
19 EAST FELICIANA	0	2	10	12
20 EVANGELINE	0	11	18	29
21 FRANKLIN	0	3	12	15
22 GRANT	0	3	7	10
23 IBERIA	0	11	20	31
24 IBERVILLE	0	0	10	10
25 JACKSON	0	3	6	9
26 JEFFERSON	0	66	318	384
27 JEFFERSON DAVIS	0	9	13	22
28 LAFAYETTE	0	68	216	284
29 LAFOURCHE	0	21	42	63
30 LA SALLE	0	0	4	4
31 LINCOLN	0	6	30	36
32 LIVINGSTON	0	27	51	78
33 MADISON	0	1	6	7
34 MOREHOUSE	0	2	11	13
35 NATCHITOCHE	0	6	16	22
36 ORLEANS	0	50	284	334
37 OUACHITA	0	50	179	229
38 PLAQUEMINES	0	3	13	16
39 POINTE COUPEE	0	1	13	14

Louisiana State Board of Nursing

Report as of: January 31, 2013

ANALYSIS BY APRN SEX

Page 2 of 2

# Parish	No Answer	M	F	Total
40 RAPIDES	0	42	143	185
41 RED RIVER	0	0	2	2
42 RICHLAND	0	2	21	23
43 SABINE	0	2	8	10
44 SAINT BERNARD	0	1	11	12
45 SAINT CHARLES	0	5	26	31
46 SAINT HELENA	0	0	5	5
47 SAINT JAMES	0	0	4	4
48 ST JOHN THE BAPTIST	0	2	20	22
49 SAINT LANDRY	0	17	34	51
50 SAINT MARTIN	0	8	10	18
51 SAINT MARY	0	5	4	9
52 SAINT TAMMANY	0	86	270	356
53 TANGIPAHOA	0	17	66	83
54 TENSAS	0	0	2	2
55 TERREBONNE	0	39	65	104
56 UNION	0	1	6	7
57 VERMILION	0	15	18	33
58 VERNON	0	1	9	10
59 WASHINGTON	0	3	7	10
60 WEBSTER	0	9	18	27
61 WEST BATON ROUGE	0	3	15	18
62 WEST CARROLL	0	1	3	4
63 WEST FELICIANA	0	0	3	3
64 WINN	0	3	2	5
IN STATE TOTAL	0	924	2897	3821
OUT OF STATE	0	109	300	409
NO COUNTY	0	2	2	4
GRAND TOTAL	0	1035	3199	4234

Louisiana State Board of Nursing

Report as of: January 31, 2013

ANALYSIS BY APRN UNEMPLOYMENT STATUS

Page 1 of 2

# Parish	No Answer	Home Family Care	Disabled	Difficulty	Inadequate Salary	School	Other	Total
1 ACADIA	21	1	0	0	0	0	1	23
2 ALLEN	8	0	0	0	0	0	2	10
3 ASCENSION	136	0	0	1	0	1	1	139
4 ASSUMPTION	4	0	0	0	0	0	0	4
5 AVOYELLES	17	0	0	0	0	0	0	17
6 BEAUREGARD	11	0	0	0	0	0	0	11
7 BIENVILLE	2	0	0	0	0	0	0	2
8 BOSSIER	143	2	0	2	0	1	2	150
9 CADDO	202	1	0	2	0	2	4	211
10 CALCASIEU	179	2	1	2	0	1	1	186
11 CALDWELL	7	0	0	0	0	0	0	7
12 CAMERON	5	0	0	0	0	1	0	6
13 CATAHOULA	7	0	0	0	0	0	0	7
14 CLAIBORNE	8	0	0	0	0	0	1	9
15 CONCORDIA	8	0	0	0	0	1	0	9
16 DE SOTO	12	0	0	0	0	0	0	12
17 EAST BATON ROUGE	340	2	2	2	0	12	4	362
18 EAST CARROLL	0	0	0	0	0	0	0	0
19 EAST FELICIANA	12	0	0	0	0	0	0	12
20 EVANGELINE	29	0	0	0	0	0	0	29
21 FRANKLIN	15	0	0	0	0	0	0	15
22 GRANT	10	0	0	0	0	0	0	10
23 IBERIA	30	0	0	0	0	1	0	31
24 IBERVILLE	10	0	0	0	0	0	0	10
25 JACKSON	9	0	0	0	0	0	0	9
26 JEFFERSON	362	4	1	6	0	3	8	384
27 JEFFERSON DAVIS	20	1	0	1	0	0	0	22
28 LAFAYETTE	272	2	0	2	0	1	7	284
29 LAFOURCHE	58	2	0	0	0	1	2	63
30 LA SALLE	4	0	0	0	0	0	0	4
31 LINCOLN	32	1	0	1	0	0	2	36
32 LIVINGSTON	76	0	0	0	0	1	1	78
33 MADISON	7	0	0	0	0	0	0	7
34 MOREHOUSE	13	0	0	0	0	0	0	13
35 NATCHITOCHE	22	0	0	0	0	0	0	22
36 ORLEANS	318	5	0	2	0	3	6	334
37 OUACHITA	224	3	0	1	0	0	1	229

Louisiana State Board of Nursing

Report as of: January 31, 2013

ANALYSIS BY APRN UNEMPLOYMENT STATUS

Page 2 of 2

# Parish	No Answer	Home Family Care	Disabled	Difficulty	Inadequate Salary	School	Other	Total
38 PLAQUEMINES	16	0	0	0	0	0	0	16
39 POINTE COUPEE	14	0	0	0	0	0	0	14
40 RAPIDES	176	4	0	0	0	2	3	185
41 RED RIVER	2	0	0	0	0	0	0	2
42 RICHLAND	23	0	0	0	0	0	0	23
43 SABINE	9	0	0	0	0	0	1	10
44 SAINT BERNARD	12	0	0	0	0	0	0	12
45 SAINT CHARLES	30	0	0	0	0	0	1	31
46 SAINT HELENA	5	0	0	0	0	0	0	5
47 SAINT JAMES	4	0	0	0	0	0	0	4
48 ST JOHN THE BAPTIST	22	0	0	0	0	0	0	22
49 SAINT LANDRY	48	0	0	0	0	1	2	51
50 SAINT MARTIN	18	0	0	0	0	0	0	18
51 SAINT MARY	8	1	0	0	0	0	0	9
52 SAINT TAMMANY	340	3	1	2	0	1	9	356
53 TANGIPAHOA	79	2	0	1	0	0	1	83
54 TENSAS	2	0	0	0	0	0	0	2
55 TERREBONNE	102	0	1	0	0	1	0	104
56 UNION	7	0	0	0	0	0	0	7
57 VERMILION	32	0	0	1	0	0	0	33
58 VERNON	10	0	0	0	0	0	0	10
59 WASHINGTON	8	1	0	0	0	0	1	10
60 WEBSTER	26	0	0	0	0	1	0	27
61 WEST BATON ROUGE	18	0	0	0	0	0	0	18
62 WEST CARROLL	4	0	0	0	0	0	0	4
63 WEST FELICIANA	3	0	0	0	0	0	0	3
64 WINN	4	0	0	0	0	1	0	5
IN STATE TOTAL	3655	37	6	26	0	36	61	3821
OUT OF STATE	386	4	0	3	0	3	13	409
NO COUNTY	4	0	0	0	0	0	0	4
GRAND TOTAL	4045	41	6	29	0	39	74	4234

Louisiana State Board of Nursing

Report as of: January 31, 2013

ANALYSIS BY APRN WEEKS WORKED

Page 1 of 2

# Parish	No Answer	0	1-10	11-20	21-30	31-40	41-52	Total
1 ACADIA	0	2	0	0	0	1	20	23
2 ALLEN	0	0	0	0	0	2	8	10
3 ASCENSION	0	0	2	0	1	4	132	139
4 ASSUMPTION	0	0	0	0	0	0	4	4
5 AVOYELLES	0	0	0	0	0	0	17	17
6 BEAUREGARD	0	1	0	0	0	0	10	11
7 BIENVILLE	0	0	0	0	0	1	1	2
8 BOSSIER	2	8	2	1	2	6	129	150
9 CADDO	0	5	0	3	2	8	193	211
10 CALCASIEU	0	4	1	1	4	4	172	186
11 CALDWELL	0	0	0	0	0	0	7	7
12 CAMERON	0	1	0	0	0	0	5	6
13 CATAHOULA	0	0	0	0	0	0	7	7
14 CLAIBORNE	0	0	0	0	0	1	8	9
15 CONCORDIA	0	0	0	0	0	0	9	9
16 DE SOTO	0	0	0	0	0	0	12	12
17 EAST BATON ROUGE	2	13	6	0	6	17	318	362
18 EAST CARROLL	0	0	0	0	0	0	0	0
19 EAST FELICIANA	0	0	0	0	0	1	11	12
20 EVANGELINE	0	0	0	0	1	1	27	29
21 FRANKLIN	0	0	0	0	0	0	15	15
22 GRANT	0	0	0	0	0	0	10	10
23 IBERIA	0	1	0	0	0	2	28	31
24 IBERVILLE	0	0	0	0	0	1	9	10
25 JACKSON	0	0	0	0	0	0	9	9
26 JEFFERSON	1	15	1	4	3	21	339	384
27 JEFFERSON DAVIS	0	2	0	1	0	1	18	22
28 LAFAYETTE	1	4	5	1	5	11	257	284
29 LAFOURCHE	0	2	0	0	1	2	58	63
30 LA SALLE	0	0	0	0	0	0	4	4
31 LINCOLN	0	2	0	0	1	4	29	36
32 LIVINGSTON	0	0	0	0	0	1	77	78
33 MADISON	0	0	0	0	0	0	7	7
34 MOREHOUSE	0	0	0	0	0	1	12	13
35 NATCHITOCHE	0	0	0	0	0	0	22	22
36 ORLEANS	0	17	2	1	2	16	296	334
37 OUACHITA	1	6	1	1	4	9	207	229
38 PLAQUEMINES	0	0	0	0	0	1	15	16
39 POINTE COUPEE	0	0	0	0	0	2	12	14

Louisiana State Board of Nursing

Report as of: January 31, 2013

ANALYSIS BY APRN WEEKS WORKED

Page 2 of 2

# Parish	No Answer	0	1-10	11-20	21-30	31-40	41-52	Total
40 RAPIDES	0	6	1	3	2	3	170	185
41 RED RIVER	0	0	0	0	0	0	2	2
42 RICHLAND	0	0	0	0	0	1	22	23
43 SABINE	0	0	0	0	0	0	10	10
44 SAINT BERNARD	0	0	0	0	0	1	11	12
45 SAINT CHARLES	0	1	0	0	0	0	30	31
46 SAINT HELENA	0	0	0	0	0	0	5	5
47 SAINT JAMES	0	0	0	0	1	0	3	4
48 ST JOHN THE BAPTIST	0	1	0	0	0	0	21	22
49 SAINT LANDRY	0	1	0	0	0	2	48	51
50 SAINT MARTIN	0	0	0	0	0	1	17	18
51 SAINT MARY	0	1	0	0	2	0	6	9
52 SAINT TAMMANY	1	10	4	3	6	14	318	356
53 TANGIPAHOA	0	3	0	0	0	1	79	83
54 TENSAS	0	0	0	0	0	0	2	2
55 TERREBONNE	0	3	1	1	0	5	94	104
56 UNION	0	0	0	0	1	1	5	7
57 VERMILION	0	0	0	0	2	1	30	33
58 VERNON	0	0	1	0	0	2	7	10
59 WASHINGTON	0	0	1	0	0	1	8	10
60 WEBSTER	0	2	0	0	0	1	24	27
61 WEST BATON ROUGE	0	0	0	0	0	1	17	18
62 WEST CARROLL	0	0	0	0	0	0	4	4
63 WEST FELICIANA	0	0	0	0	0	0	3	3
64 WINN	0	1	0	0	1	1	2	5
IN STATE TOTAL	8	112	28	20	47	154	3452	3821
OUT OF STATE	17	12	4	3	11	27	335	409
NO COUNTY	0	0	0	0	0	0	4	4
GRAND TOTAL	25	124	32	23	58	181	3791	4234

Louisiana State Board of Nursing

Report as of: January 31, 2013

ANALYSIS BY APRN YEARS PLANNED TO WORK IN NURSING

Page 1 of 2

# Parish	No Answer	Up to 5	5 - 10	11 - 20	21 or OVER	Total
1 ACADIA	0	2	3	9	9	23
2 ALLEN	0	2	3	0	5	10
3 ASCENSION	0	4	14	61	60	139
4 ASSUMPTION	0	0	1	1	2	4
5 AVOYELLES	0	2	2	8	5	17
6 BEAUREGARD	0	1	1	6	3	11
7 BIENVILLE	0	0	0	1	1	2
8 BOSSIER	2	16	18	58	56	150
9 CADDO	0	19	43	75	74	211
10 CALCASIEU	0	19	34	61	72	186
11 CALDWELL	0	1	1	3	2	7
12 CAMERON	0	1	1	3	1	6
13 CATAHOULA	0	0	1	4	2	7
14 CLAIBORNE	0	0	3	3	3	9
15 CONCORDIA	0	0	2	4	3	9
16 DE SOTO	0	1	3	4	4	12
17 EAST BATON ROUGE	2	28	60	144	128	362
18 EAST CARROLL	0	0	0	0	0	0
19 EAST FELICIANA	0	0	4	5	3	12
20 EVANGELINE	0	1	5	12	11	29
21 FRANKLIN	0	0	4	6	5	15
22 GRANT	0	2	1	5	2	10
23 IBERIA	0	2	5	10	14	31
24 IBERVILLE	0	1	2	4	3	10
25 JACKSON	0	0	1	6	2	9
26 JEFFERSON	1	49	79	146	109	384
27 JEFFERSON DAVIS	0	1	4	8	9	22
28 LAFAYETTE	1	27	47	110	99	284
29 LAFOURCHE	0	6	9	18	30	63
30 LA SALLE	0	0	0	2	2	4
31 LINCOLN	0	4	4	18	10	36
32 LIVINGSTON	0	6	10	25	37	78
33 MADISON	0	0	1	4	2	7
34 MOREHOUSE	0	1	1	4	7	13
35 NATCHITOCHE	0	2	4	10	6	22
36 ORLEANS	0	35	74	124	101	334
37 OUACHITA	1	17	43	100	68	229
38 PLAQUEMINES	0	1	1	6	8	16
39 POINTE COUPEE	0	1	1	9	3	14

Louisiana State Board of Nursing

Report as of: January 31, 2013

ANALYSIS BY APRN YEARS PLANNED TO WORK IN NURSING

Page 2 of 2

# Parish	No Answer	Up to 5	5 - 10	11 - 20	21 or OVER	Total
40 RAPIDES	0	18	39	68	60	185
41 RED RIVER	0	1	1	0	0	2
42 RICHLAND	0	1	1	7	14	23
43 SABINE	0	0	1	3	6	10
44 SAINT BERNARD	0	0	1	4	7	12
45 SAINT CHARLES	0	1	7	12	11	31
46 SAINT HELENA	0	0	1	1	3	5
47 SAINT JAMES	0	1	2	0	1	4
48 ST JOHN THE BAPTIST	0	2	4	7	9	22
49 SAINT LANDRY	0	7	9	15	20	51
50 SAINT MARTIN	0	0	1	7	10	18
51 SAINT MARY	0	1	1	3	4	9
52 SAINT TAMMANY	1	26	79	130	120	356
53 TANGIPAHOA	0	9	13	28	33	83
54 TENSAS	0	0	0	0	2	2
55 TERREBONNE	0	9	14	49	32	104
56 UNION	0	1	2	1	3	7
57 VERMILION	0	2	6	11	14	33
58 VERNON	0	3	0	2	5	10
59 WASHINGTON	0	1	2	2	5	10
60 WEBSTER	0	1	4	11	11	27
61 WEST BATON ROUGE	0	0	2	9	7	18
62 WEST CARROLL	0	0	0	3	1	4
63 WEST FELICIANA	0	0	0	2	1	3
64 WINN	0	1	1	1	2	5
IN STATE TOTAL	8	337	681	1453	1342	3821
OUT OF STATE	17	52	91	135	114	409
NO COUNTY	0	0	0	3	1	4
GRAND TOTAL	25	389	772	1591	1457	4234