

Louisiana State Board of Nursing

2017



Annual Report

“Safeguarding the life and health of the citizens of Louisiana.”

**Louisiana State Board of Nursing
17373 Perkins Road
Baton Rouge, LA 70810**



Letter to the Governor, Members of the Legislature, Other State Agencies, Healthcare Community, Academic Institutions, and the Citizens of Louisiana:

The Louisiana State Board of Nursing was committed in 2017 to continuing the strategic initiatives that were developed during the Strategic Annual Retreat in August 2015 and to initiating our new Strategic Plan for 2018, which was developed at our annual retreat in November 2017 (see Appendix A for LSBN Strategic Planning Meeting Summary). I am pleased to share our accomplishments with Governor Bel Edwards, state officials and our professional colleagues as well as the general public. The mission of LSBN is ***to safeguard the life and health of the citizens of Louisiana by assuring persons practicing as registered nurses and advanced practice registered nurses are competent and safe.*** Our vision is that ***LSBN will be a nationally recognized leader and trend-setter in regulatory excellence that advances nursing education, practice, and workforce.*** Key initiatives in 2017 directed toward that mission included the following:

- Educate and influence stakeholders related to the Collaborative Practice Agreements between Advanced Practice Registered Nurses (APRNs) and their collaborating physicians and dentists;
- Submission of LSBN's report on HR244 to the legislature regarding the feasibility and desirability for a joint LPN/RN/APRN Board of Nursing;
- Utilization of the National Council of State Boards of Nursing (NCSBN) Just Culture tools to revise processes in regulation and discipline;
- Increased LSBN public presence to promote visionary leadership –
 - Bimonthly column in ***Healthcare Journal of Baton Rouge and New Orleans***
 - Participation of the Executive Director or delegate on the Telemedicine Task Force, Louisiana Action Coalition Core Leadership Team, NCSBN Finance Committee, Registry for Safe Haven Emergency Facilities, Healthcare Access in HPSAs, the Meaningful Oversight Task Force, Louisiana Organization of Nurse Executives Board (ex officio), and LSU Clinical Affiliation & Nurse Executive Advisory Council.

This 2017 Annual Report will validate the activities and actions of the Board and staff, which supported our strategic plan for the period of January 1, 2017 through December 31, 2017 and will provide data related to nursing education, nursing practice, licensure, discipline, and nursing workforce.

In preparing for the future, Board members and executive staff meet with our nursing constituents and the public at bi-monthly Board meetings to monitor and evaluate our progress toward LSBN regulatory and nursing practice goals, objectives and quality improvement initiatives. Additionally, Board business is conducted through the use of Task Force and Committee assignments. Specifically in 2017, LSBN staff worked with Board members and community RNs and APRNs on the following projects:

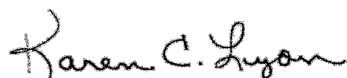
- Disciplinary Rules, Section 3331 Task Force;
- Declaratory Statement on Patient Safety: Registered Nurses and Advanced Practice Registered Nurses Working Extended Hours;
- LSBN Bylaws Amended;
- Enhanced RN Compact Task Force;
- Amending the Nurse Practice Act to remove ex-officio physician members and add two public, consumer members to the Board;
- Amendments to LAC 46: XLVII § 3331, 3405, 3415; and
- Task Force on Capacity and Clinical Availability.

Our goal is to build on our successes and to continue to promulgate evidence based regulations, practice opinions and nursing education standards, policies and processes. In that regard, our Strategic Plan 2018 – 2020 was developed with a focus on the following:

- Strengthen the practice of nursing;
- Pursue enhanced Registered Nurse Compact status;
- Build a unified voice with stakeholders and the legislature;
- Elevate awareness of LSBN's contributions to the profession; and
- Improve organizational effectiveness and efficiency.

With every regulatory, disciplinary, practice and educational decision that we make, our overarching goal is to insure that RNs and APRNs in the state of Louisiana are safe and competent providers of nursing care and to improve health outcomes for all Louisianans.

For the Public Trust,



Karen Carter Lyon, PhD, APRN, ACNS_{BC}, NEA_{BC}
Executive Director & Appointing Authority

Louisiana State Board of Nursing Strategic Plan: 2018-2020

Mission: To safeguard the life and health of the citizens of Louisiana by assuring persons practicing as registered nurses and advanced practice registered nurses are competent and safe

Vision: LSBN will be a nationally recognized leader and trend-setter in regulatory excellence that advances nursing education, practice, and workforce

LSBN Strategic Map



11/10/17

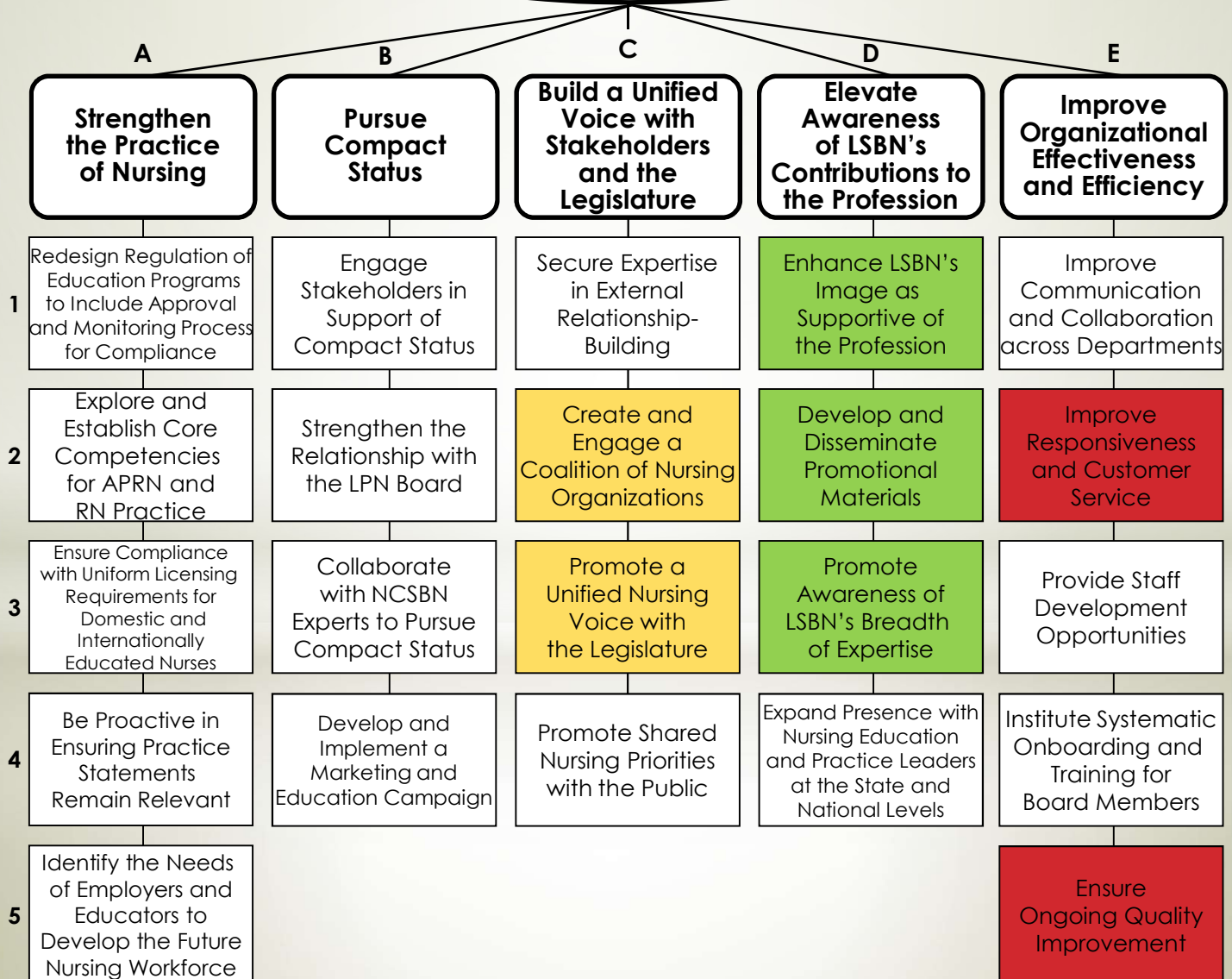


TABLE OF CONTENTS

<u>TITLE</u>	<u>PAGE</u>
LSBN Organizational Chart	1
LSBN Board Members and Staff	2
Duties and Powers of LSBN	3
2017 Rulemaking by Louisiana State Board of Nursing	5
2017 Annual Report - Major Motions	6
Complaints and Investigations	28
Hearings	30
Recovering Nurse Program/Monitoring	33
Licensure	36
LSBN Division of Administration	42
Louisiana Center for Nursing Initiatives	44
Nursing Education Capacity in Louisiana.....	46
Pre-RN Licensure Programs	46
Advanced Practice Registered Nurse Education in Louisiana.....	60
Graduate Nursing Programs offering Degrees in Nursing Education and Nursing Administration	65
Nursing Faculty Teaching in Louisiana	
Faculty Teaching in Pre-RN Licensure Programs	55
Faculty Teaching in APRN Programs	70
Major Findings.....	74
Nurse Supply in Louisiana Addendum Report 2016.....	79
References	92
APPENDICES	
A. LSBN Summary of Strategic Plan, 2018-2020	94
B. LSBN Approved Nursing Education Programs	112
C. NCLEX-Passage Rates, Admissions, Enrollment and Graduates.....	125
C1. Performance of First-Time Candidates of Nursing Programs in Louisiana on NCLEX-RN.....	126
C2. Applicants, Admissions, Enrollment and Graduates of Nursing Education Programs in Louisiana (2001-2017)	127
C3. Qualified Applicants and Admissions: Diploma, Associate and Baccalaureate Degree Programs (2013-2017).....	128
C4. Admissions Data: Why Qualified Applicants Were Not Admitted to Louisiana Nursing Education Programs (2016-2017).....	129
C5. Gender of Students Enrolled in Clinical Nursing Courses in Pre-RN Licensure Programs in Louisiana (2016-2017)	130
C6. Ethnic Backgrounds of Students Enrolled in Pre-RN Licensure Programs in Louisiana (2016-2017)	131
C7. Pre-RN Licensure Students Enrolled in Clinical Nursing Courses with Prior Education (2016-2017).....	132
C8. Graduates of Associate, Baccalaureate and Diploma Nursing Education Programs (2012-2017)	133
D. Enrollment and Graduates from APRN Programs in Louisiana	134
E. Licensure Renewal Statistical Data.....	137

Board Members - 11

Executive Director/CEO
Karen C. Lyon

General Counsel
VACANT

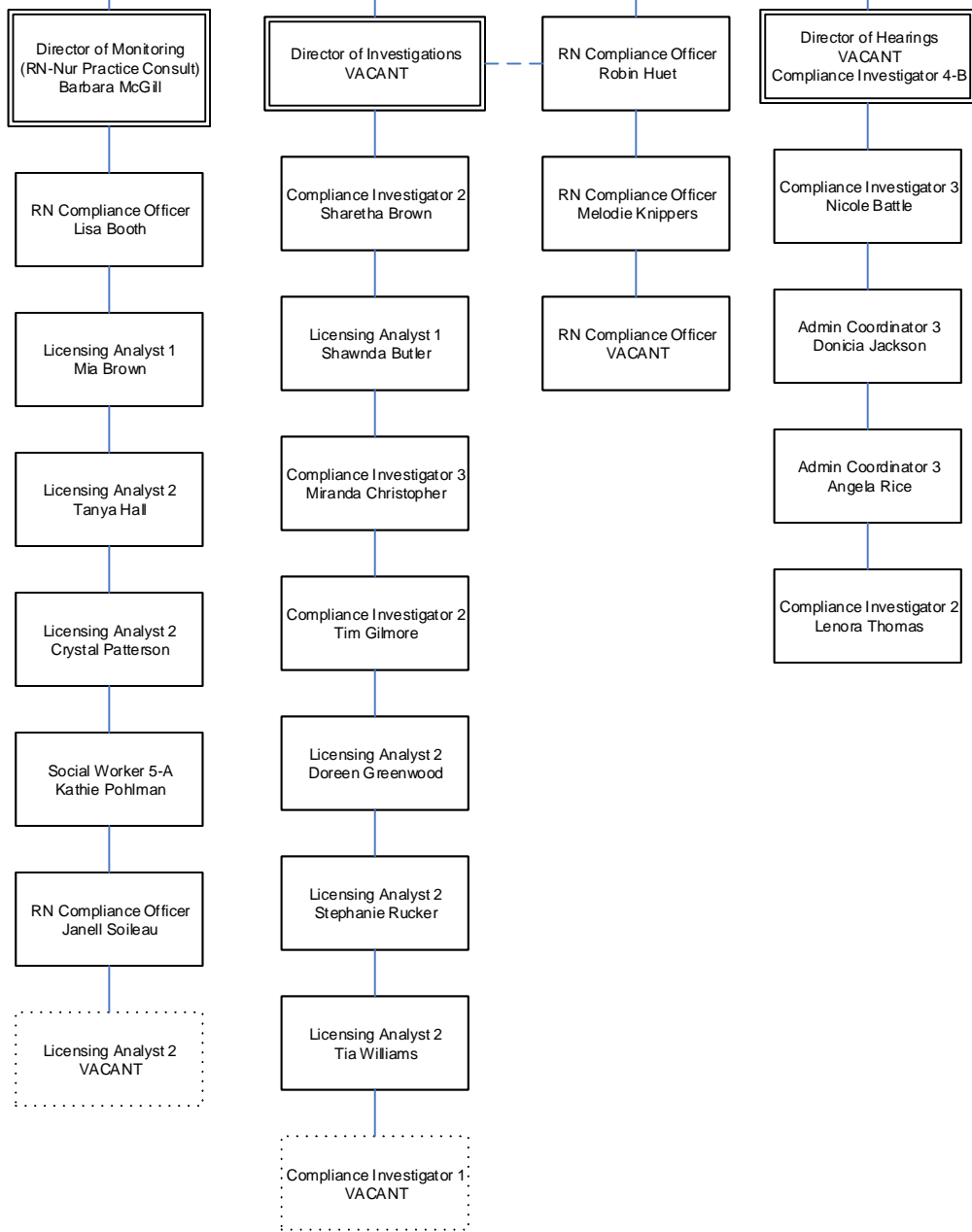
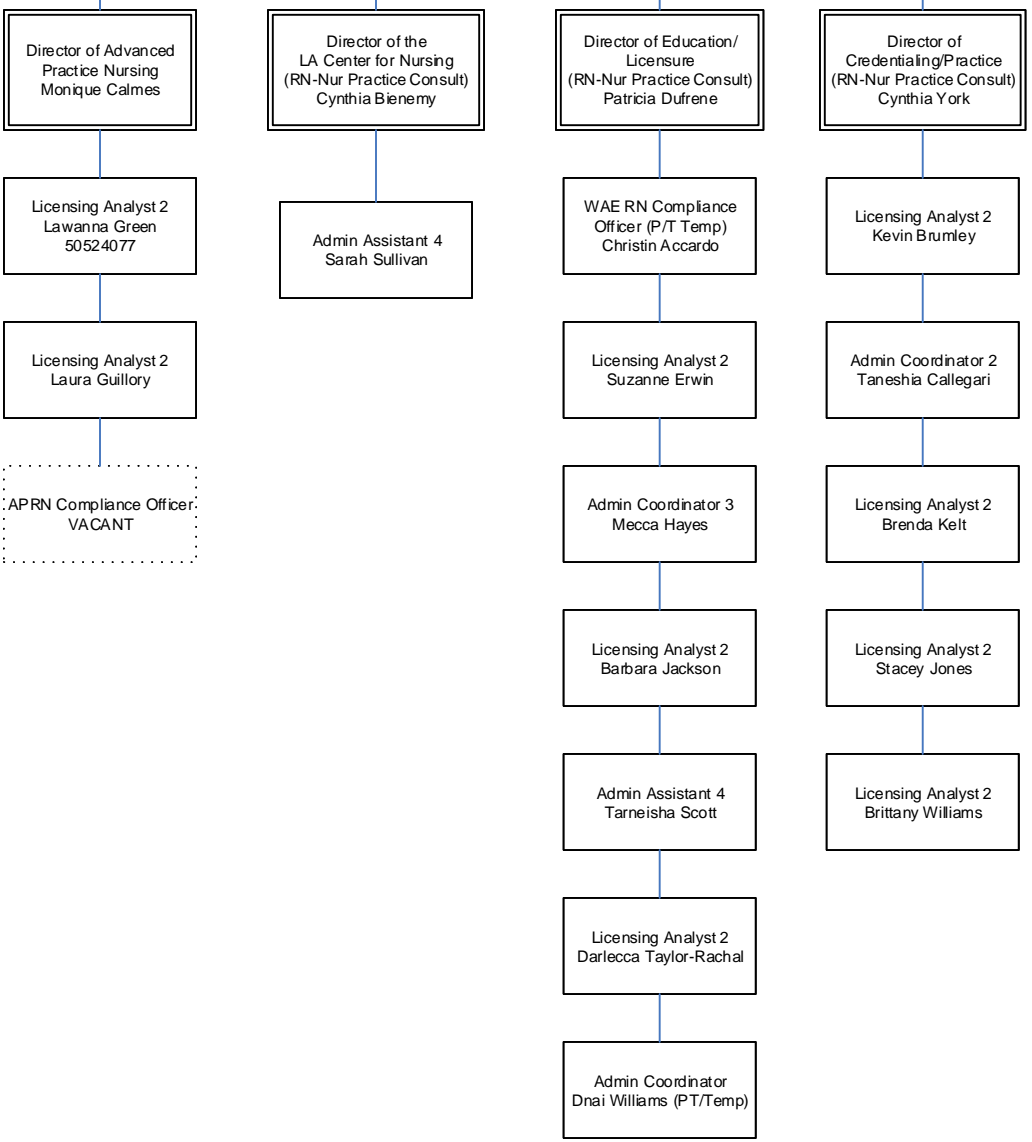
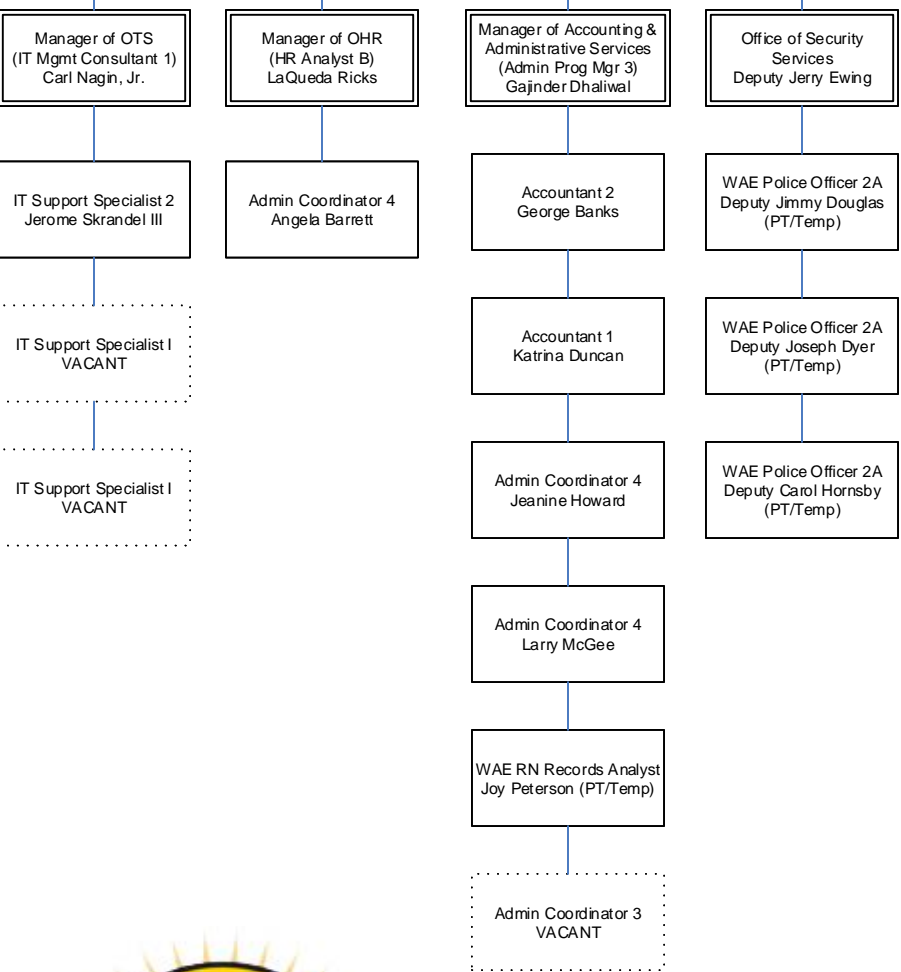
Admin. Assistant 5
Marcia Carter

Paralegal
Raymond Burkart

Chief Administrative Officer
Isonel Brown

Chief Nursing Officer
Jennifer Wright

Chief Regulatory Officer
Wanda Mathews



2017 MEMBERS OF THE BOARD

The members of the Board serving for the 2017 Annual Report year were:

Laura Bonanno, DNP, CRNA	President, Nurse Anesthetist
Teresita McNabb, RN, MSHSA, NE-A, CLNC, FACHE	Vice President, Nursing Administrator
Nancy Davis, RN, MA	Board Member, Other Areas of Nursing
Tim Cotita, RN, MSHCE	Alternate Officer, Other Areas of Nursing
*Jolie E. Harris, DSN, RN, NEA-BC, CAS	Board Member, Nursing Service Administrator
Tavell Kindall, DNP, APRN, FNP	Board Member, Advanced Practice
Jacqueline Hill, PhD, RN	Board Member, Nursing Education
*Patricia Prechter, MSN, RN, ED.D	Board Member, Nursing Education
*Sue Westbrook, DNS, MA, RN	Board Member, Nursing Education
*Juzar Ali, MD	Ex-Officio Board Member
Marelle Yongue, MD	Ex-Officio Board Member

LSBN MANAGEMENT TEAM

Karen C. Lyon, PhD, RN, ACNS, NEA	Chief Executive Officer
Isonel M. Brown, MS, MBA	Chief Administrative Officer
Jennifer Wright, DNP, APRN, FNP, BC	Chief Nursing Officer
Wanda Woods Matthews, MPA, BBA	Chief Regulatory Officer
Monique Calmes, APRN, FNP-BC	Director, APRN
Cynthia Bienemy, PhD, RN	Director, Center for Nursing
Cynthia York, DNP, RN, CGRN, FRE	Director, Credentialing and Practice
Patricia Dufrene, PhD, RN	Director, Education/Licensure
William Little, JD, MPA	Director, Investigations
Vacant	Director, Hearings
Barbara McGill, MSN, RN	Director, RNP/Monitoring
Vacant	General Counsel
Gajinder Dhaliwal, BSACC	Manager, Accounting and Records
LaQueda Ricks	Manager, Human Resources
Carl Nagin, BSCS	Manager, Information Technology

*LSBN Board Members and staff would like to thank our outgoing Board Members for their leadership and guidance during their tenure. We look forward to working with our new, Governor appointed board members who will serve their terms for 2018-2021:

Jennifer M. Manning, PhD, DNS, APRN, CNS, CNE, Nursing Education
Tracey P. Moffatt, MHA, BSN, RN, Nursing Service Administrator
Jennifer S. Couvillon, PhD, RN-BC, CNE, Nursing Education
Denise O. Bottcher, Consumer Member

As of 12/31/2017

2017 DUTIES AND POWERS OF THE LOUISIANA STATE BOARD OF NURSING

§918. Duties and powers of the board

The board shall:

- (1) Establish and publish minimum curriculum requirements and standards for individuals seeking to be licensed under this Part.
- (2) Approve nursing education programs whose graduates meet the licensing requirements of the board.
- (3) Provide for hearings for nurse educational programs when approval is denied or withdrawn.
- (4) Establish and publish standards of nursing practice and education in accordance with those developed and accepted by the profession.
- (5) Examine, approve, renew, and reinstate licenses of duly qualified applicants and establish examination procedures for such purposes.
- (6) Deny, revoke, suspend, probate, limit or otherwise restrict licenses of individuals who violate this Part.
- (7) Provide procedure and conduct hearings for the discipline of individuals as needed and establish alternatives to the disciplinary process when considered appropriate by the board.
- (8) Cause the prosecution of all persons violating any provision of this Part.
- (9) Keep a record of all board proceedings.
- (10) Publish an annual report for distribution to the governor and the legislature containing the activities of the board during the past year.
- (11) Maintain a roster of all individuals licensed under this Part and annually prepare a roster of the names and addresses of all such licensees. A copy of the roster shall be made available to any individual requesting it upon payment of a fee established by the board as sufficient to cover the cost of copying the roster.
- (12) Adopt and revise rules and regulations necessary to enable the board to implement this Part in accordance with the Administrative Procedure Act.
- (13) Employ an executive director who holds a current license to practice nursing and other persons necessary to implement the board's directives, rules, and regulations and to assist the board in the implementation of this Part.
- (14) Appoint an attorney at law to represent the board in all matters pertaining to the administration of the provisions of this Part, fix his compensation, and define his duties.
- (15) Have all other powers necessary and proper to the performance of their duties, including but not limited to the power to subpoena.
- (16) Have the authority to:
 - (a) Request and obtain state and national criminal history record information on any person applying for any license or permit which the board is authorized by law to issue, including permission to enroll as a student nurse in clinical nursing courses.
 - (b) Require any applicant for any license or permit, which the board is authorized to issue, including permission to enroll as a student in clinical nursing courses, to submit a full set of fingerprints, in a form and manner prescribed by the board, as a condition to the board's consideration of his or her application.
 - (c) Charge and collect from an applicant for any license or permit which the board is authorized to issue, including permission to enroll as a student in clinical nursing courses, in addition to all other applicable fees and costs, such amount as may be incurred by the board in requesting and obtaining criminal history record information on the applicant.
 - (d) Promulgate rules and regulations in accordance with the Administrative Procedure Act to implement the provisions of this Paragraph.

(17) Have the authority and jurisdiction to regulate student nurses in the clinical phase of nursing education; however, nothing in this Part shall require the licensure by the board of student nurses during the clinical phase of their education.

(18) Develop, adopt, and revise rules and regulations governing scope of practice for advanced practice registered nurses including but not limited to prescriptive authority, the receipt and distribution of sample drugs and prepackaged drugs, and prescribing of legend and certain controlled drugs.

(19) Enforce the rules and regulations in place on the effective date of this Subsection until such time as the Board of Nursing promulgates rules and regulations in accordance with this Section.

(20) Have the authority to purchase, lease, maintain, or otherwise contract with respect to immovable property and improvements thereon as it may deem necessary or appropriate to accomplish the provisions of this Part. Additionally, the board shall have the authority to borrow funds with the approval of the State Bond Commission and to expend funds of the board for the acquisition of immovable property and improvements thereon. In the event that the board sells immovable property and improvements thereon, the revenue derived from the sale shall be retained by the board and shall not be subject to reversion to the state general fund.

(21) Have the authority to share any information in the custody of the board, including information not subject to the laws relative to public records pursuant to R.S. 44:4(9), with any regulatory or law enforcement agency upon written request of the regulatory or law enforcement agency.

Acts 1976, No. 351, §1; Acts 1995, No. 633, §1, eff. Jan. 1, 1996; Acts 1997, No. 311, §1; Acts 1999, No. 315, §1, eff. June 16, 1999; Acts 2003, No. 957, §1; Acts 2003, No. 1094, §1, eff. July 2, 2003; Acts 2010, No. 943, §1.

2017 RULEMAKING BY LOUISIANA STATE BOARD OF NURSING

There have been some updates to the Louisiana Administrative Code under Title 46, Professional and Occupational Standards, Part XLVII, Professional and Occupational Standards, Nurses: Practical Nurses and Registered Nurses, Subpart 2. Nurses. This authority was granted in R.S. 37:918 to the Louisiana State Board of Nursing.

During 2017, the following changes listed below have been published in the Louisiana Administrative Code.

Chapter 40 - Chapter 40 refers to precautions that should be taken to prevent the transmission of Hepatitis B Virus (HBV), Hepatitis C Virus (HCV) and Human Immunodeficiency Virus (HIV). The Louisiana State Board of Nursing is expecting all nurses in the State of Louisiana to follow the Centers for Disease Control and Prevention (CDC) guidelines for universal precautions, which is already common practice and prevents the transmission of HBV, HCV, and HIV. This entire chapter was removed from the Louisiana Administrative Code.

Chapter 34 - Section 3405 Subsection A, Other Causes, Subparagraph o was eliminated from the Louisiana Administrative Code. This subsection required a nurse to be held accountable for self-reporting exposure "when one performs or participates in exposure -prone procedures and is known to be a carrier" of an infectious disease. The specific definition is no longer relevant with the deletion of Chapter 40 Prevention of Transmission of Hepatitis B Virus (HBV), Hepatitis C Virus (HCV) and Human Immunodeficiency Virus (HIV) which required that nurses report their status. With the removal of Chapter 40, the Louisiana State Board of Nursing would not have the authority to take disciplinary action if a nurse has not reported self-exposure to an infectious disease.

Chapter 31 - Section 3105 added language that aligns with Act 598 of the 2016 Regular Legislative Session. Act 598 changes the composition of the members of the LSBN board by adding two public, consumer members to the nine professional nursing members of the board and removing the two ex-officio physician members.

Chapter 34 - Section 3411H. added language that allows Disciplinary Proceedings to be held at the next regularly scheduled board meeting. The insertion of the word **available** allows the LSBN an opportunity to fulfill the request in a timely manner but without guaranteeing the issue will be heard at the next Board Hearing Panel. At present, LSBN's Hearings schedule is such that we are scheduling cases 2-3 months in advance. The additional word provides clarity for the nurses in our state related to an emergency action meeting.

Chapter 45 - Section 4505 and 4513 rules revise the administrative management of the collaboration that can exist between an Advanced Practice Registered Nurse (APRN) and his/ her current and alternate collaborating physician (s). This change allows for the collaborating physician to delegate his/her responsibility to one or two other physicians in order to streamline approval processes and improve the meaningfulness of the agreement to the collaborating professionals. This change will also add or remove language from the following: (1) Collaborative Practice Agreement, (2) Practice Site form, and (3) Prescriptive Authority application.

2017 MAJOR MOTIONS (by month)

FEBRUARY 16, 2017

NEW BUSINESS

Motion to accept the Consent Agenda Items

1. LSBN Staff Program Status Reports
 1. NCLEX Report
 2. Accreditation Reports
2. Accreditation Reports from Approved Programs
 1. Fletcher Technical Community College - ACEN Annual Report
3. Request for Continuing Education Providership
 1. Louisiana Hospital Association - Re-approval
4. Approved Program Curriculum Changes
 1. Fletcher Technical Community College
5. Schools of Nursing 2015 - 2016 Annual Reports
 1. Baton Rouge Community College - ASN
 2. Bossier Parish Community College - ASN
 3. Delgado Community College - ASN
 4. Fletcher Technical Community College - ASN
 5. Grambling State University - BSN
 6. Louisiana Delta Community College - ASN
 7. Louisiana State University Alexandria - ASN
 8. Louisiana State University Eunice - ASN
 9. Louisiana State University Health Sciences Center - BSN
 10. Louisiana Tech University - ASN
 11. McNeese State University - ASN and BSN
 12. Nicholls State University - BSN
 13. Northwestern State University - ASN and BSN
 14. Southeastern Louisiana University - BSN
 15. South Louisiana Community College - ASN
 16. Sowela Technical Community College - ASN
 17. University of Holy Cross - BSN
 18. University of Louisiana at Lafayette - BSN
 19. University of Louisiana Monroe - BSN
 20. Grambling State University - MSN
 21. Intercollegiate Consortium for a Master of Science in Nursing - MSN
 22. Louisiana State University Health Sciences Center - MSN
 23. Loyola University - MSN
 24. Northwestern State University - MSN
 25. Our Lady of the Lake College - MSN
 26. Southeastern Louisiana University - MSN
 27. Southern University Baton Rouge - MSN
 28. University of Louisiana at Lafayette- MSN

- 6. Education Announcements
- 7. Louisiana Center for Nursing Updates

Motion Carried

Motion to approve the request of Southwest Mississippi Community College for approval to offer undergraduate clinical experiences for the associate degree students in Louisiana until February 16, 2020 for the following clinical courses:

- NUR 2115 Health and Illness Concepts
- NUR 2215 Complex Health and Illness Concepts

Motion Carried

Amended Motion - Approved the request of Southwest Mississippi Community College for approval to offer undergraduate clinical experiences only at North Oaks Hospital in Hammond, Louisiana for the associate degree students in Louisiana until February 16, 2020 for the following clinical courses:

- NUR 2115 Health and Illness Concepts
- NUR 2215 Complex Health and Illness Concepts

Motion Carried

Motion to re-approve the request of Herzing University for approval to offer graduate clinical experiences in Louisiana until February 16, 2020 for the following roles/populations:

- Family Nurse Practitioner (FNP) – Master’s (MSN)

Motion Carried

Motion to deny the emergency rule request for APRN clinical experience in Louisiana as stated, and further, that the Board instructs Yale University to follow the process outlined in LAC 46: XLVII.3539.B for approval for Graduate Nursing Education Degree Clinical Experience in Louisiana.

Motion Carried

Motion to accept the *ANNUAL REPORT* of the Diploma Program in Nursing at Baton Rouge General Medical Center and place on probation for non-compliance with LAC:46XLVII. 3535.B. And further, that the Board instruct Baton Rouge General Medical Center School of Nursing to submit interim progress reports for the diploma registered nurse program to be reviewed at subsequent 2017 LSBN Board meetings.

Motion Carried

Motion to accept the *ANNUAL REPORT* of the baccalaureate degree in nursing program at Dillard University and continue on probation for a fourth consecutive year for noncompliance with LAC46XLVII. 3535.B and to cease admission of new students. And further, that the Board instruct Dillard University to submit interim progress reports for baccalaureate degree in nursing program to be reviewed at 2017 Board meetings.

Motion Carried

Motion to accept the *ANNUAL REPORT* of the baccalaureate degree in nursing program at Louisiana College and place on probation for noncompliance with LAC46XLVII. 3535.B. And further, that the Board instruct Louisiana College to submit interim progress reports for baccalaureate degree in nursing program to be reviewed at subsequent 2017 LSBN Board meetings.

Motion Carried

Motion to accept the *ANNUAL REPORT* of the baccalaureate degree in nursing program at Our Lady of the Lake College School of Nursing and place on probation for noncompliance with LAC46XLVII. 3535.B. And further, that the Board instruct Our Lady of the Lake College to submit interim progress reports for the baccalaureate degree in nursing program to be reviewed at subsequent 2017 LSBN Board meetings.

Motion Carried

Motion to accept the *ANNUAL REPORT* of the baccalaureate degree in nursing program at Southern University at Baton Rouge and restore full approval for compliance with LAC46XLVII. 3535.B.

Motion Carried (Dr. Hill abstained from voting)

Motion to accept the *ANNUAL REPORT* of the associate degree in nursing program at Southern University at Shreveport and place on probation for noncompliance with LAC46XLVII.3535. B. And further, that the Board instruct Southern University at Shreveport to submit interim progress reports for associate degree in nursing program to be reviewed at subsequent 2017 LSBN Board meetings.

Motion Carried

RN/CREDENTIALING

Motion to approve the Declaratory Statement on Patient Safety: Registered Nurses and Advanced Practice Registered Nurses Working Extended Hours.

Motion Carried

ADVANCED PRACTICE

Motion to approve the request for an opinion specific to the petitioner that it is within the scope of practice for the certified APRNs licensed in Louisiana providing services within Dr. Broadwell's practice to perform tendon sheath injections and arthrocentesis on small, medium, and large peripheral joints for acute conditions provided the APRN has the documented knowledge, skills, and abilities to do so prior to performing the procedure; and

The APRN must submit a collaborative practice agreement for approval to the Louisiana State Board of Nursing (as per RS 37:913(3), (8) and (9) and LAC 46: XLVII.4513.B) which includes this procedure as

a parameter of practice, reflects the agreement with the collaborating physician(s), and appropriate clinical practice guidelines applicable to the scope of practice of the collaborating professionals, setting, procedure, and services provided; and

That the Board retract the previous opinion from March 16, 2000 that included small and medium joint injections.

–Amended motion that it is within the scope of practice for the certified APRNs licensed in Louisiana to perform tendon sheath injections and arthrocentesis on small, medium, and large peripheral joints for acute conditions provided the APRN has the documented knowledge, skills, and abilities to do so prior to performing the procedure; and

The APRN must submit a collaborative practice agreement for approval to the Louisiana State Board of Nursing (as per RS 37:913(3), (8) and (9) and LAC 46: XLVII.4513.B) which includes this procedure as a parameter of practice, reflects the agreement with the collaborating physician(s), and appropriate clinical practice guidelines applicable to the scope of practice of the collaborating professionals, setting, procedure, and services provided; and

That the Board retract the previous opinion from March 16, 2000 that included small and medium joint injections.

Amended Motion Carried

RNP/MONITORING

Motion to delete Chapter 34, Section 3405.A.o, of Title 46: Professional and Occupational Standards.

Motion Carried

OFFICE OF THE EXECUTIVE DIRECTOR

Motion to approve the use of electronic signatures by any Board member when a signature is needed.

Motion Carried

Motion to approve support of the Culture of Health Summit with a \$1,000 contribution contingent upon whether or not this is permissible.

Motion Carried

Motion to accept the report to the legislature regarding the resolution from Representative Miller on the feasibility and desirability of having a joint RN/LPN Board with the last line removed.

Motion Carried

Motion to approve the Prospective Payment Supplement to the Executive Director.

Motion Carried

OLD BUSINESS

Motion to approve the changes to the Board Hearing Panels and the Board meeting dates for May, June and July

Motion Carried

APRIL 20, 2017

NEW BUSINESS

Motion to accept the Consent Agenda Motions

1. LSBN Staff Program Reports
 1. NCLEX Report
 2. Accreditation Reports
2. Approved Program Reports
 1. Delgado Community College - Site Visit Report
3. Louisiana Hospital Association - Request to Add Entity to CE Approval
4. Education Announcements

Motion Carried

OFFICE OF THE EXECUTIVE DIRECTOR

Motion to approve the Hearings Evaluation Form for future use beginning in May 2017.

Motion Carried

EDUCATION/EXAMINATION

Motion to accept Baton Rouge General Medical Center's report and action plan regarding the probationary status of the Diploma program.

Motion Carried

Motion to accept Dillard University's report and action plan regarding the probationary status of the Baccalaureate of Science in Nursing education degree program.

Motion Carried

Motion to accept the Franciscan Missionaries of Our Lady University's report and action plan regarding the probationary status of the Baccalaureate of Science in Nursing education degree program.

Motion Carried

Motion to accept Louisiana College’s report and action plan regarding the probationary status of the Baccalaureate of Science in Nursing education degree program.

Motion Carried

Motion to accept Southern University at Shreveport’s status report and action plan regarding conditional approval status of the Associate of Science in Nursing education degree program.

Motion Carried

Motion to approve the major curriculum/substantive change request of Northwestern State University to add the following role and population to the current approved graduate education degree program:

Psychiatric Mental Health Nurse Practitioner (MSN, PMC)

Motion Carried

Motion to accept South Louisiana Community College’s Associate of Science in Nursing Self-Study Report for the Accreditation Commission for Education in Nursing and LSBN site visit report. And further that the Board approve the request for Full Approval of the Associate of Science in Nursing program at South Louisiana Community College.

Motion Carried

Motion to approve the request of Midwestern University to offer graduate clinical experiences in Louisiana until April 20, 2020 for the following roles and populations:

Certified Registered Nurse Anesthetist (MSN)

Motion Carried

ADVANCED PRACTICE

Motion to approve the declaratory statement regarding nurse practitioners prescribing buprenorphine with the edits of removing the last sentence under Definition of Dispense.

Motion Carried

Motion to approve proposed rules (as attached) in accordance with the Administrative Procedure Act, LA. R.S. 49:951-968 providing for revisions to Chapter 45 relative to collaborating physicians.

Motion Carried

OPERATIONS

Motion to approve the Proposed capital Request for IT Expenditure related to infrastructure upgrades, desktop and surface books and updates to servers.

Motion Carried

Motion to accept and approve the LSBN Board Resolution for contractual legal services with Rutledge Law Firm, LLC as board attorney

Motion Carried

Motion to accept and approve the LSBN Board Resolution for contractual legal services with Shows, Cali and Walsh, LLC as prosecution attorney.

Motion Carried

HEARINGS

Motion to approve change to Title 46, Part XLVII, Chapter 34, Section 3411.H. Emergency Action

Motion Carried

OFFICE OF GENERAL COUNSEL

Motion to approve noted changes in LAC 46: XLVII.3405.

Motion Carried

Motion to approve noted changes in LAC 46: XLVII.3415

Motion Carried

LOUISIANA CENTER FOR NURSING

Motion to approve the LSBN to provide \$1,000 worth of audio/visual services for the Culture of Health Summit.

Motion Carried

REPORTS

Motion to accept the report of the President, Vice President and Executive Director.

Motion Carried

JUNE 8, 2017

UNFINISHED BUSINESS

Motion to accept the By- Laws

Motion Carried

NEW BUSINESS

Motion to accept the Consent Agenda Motions

1. Consent Agenda Motions:

1. LSBN Staff Program Status Reports
 1. NCLEX Report
 2. Accreditation Reports
2. Approved Program Reports
 1. Louisiana Delta Community College - ACEN Board of Commissioners' Report
 2. McNeese State University - ACEN Confirmation of ASN Closure
 3. McNeese State University - Response to ASN NCLEX-RN Pass Rates
3. Request for Continuing Education Provider Re-approval
 1. American Association of Critical Care Nurses
 2. Dillard University
 3. Nicholls State University
4. Education Announcements

Motion Carried

Motion to accept Baton Rouge General Medical Center's report and action plan regarding the probationary status of the Diploma program.

Motion Carried

Motion to accept Dillard University's report and action plan regarding the probationary status of the Baccalaureate of Science in Nursing education degree program.

Motion Carried

Motion to accept the Franciscan Missionaries of Our Lady University's report and action plan regarding the probationary status of the Baccalaureate of Science in Nursing education degree program.

Motion Carried

Motion to accept Louisiana College's report and action plan regarding the probationary status of the Baccalaureate of Science in Nursing education degree program.

Motion Carried

Motion to accept Southern University at Shreveport's report and action plan regarding probationary status of the Associate of Science in Nursing education degree program.

Motion Carried

Motion to approve the major/substantive change request from Fletcher Technical Community College (FTCC) related to student enrollment and completion rates.

Motion Carried

Motion to approve the Board approve the major/substantive change request from Louisiana State University Health Sciences Center to add the following role and population to the current approved graduate education degree program:

Psychiatric Mental Health Nurse Practitioner (DNP)

Motion Carried (Dr. Bonanno was recused)

Motion to approve the major/substantive change request of Nicholls State University related to student enrollment

Motion Carried (Dr. Westbrook was recused)

Motion to accept the letter of intent and feasibility study from Grambling State University and approve Step I to re-establish a Baccalaureate of Science in nursing education degree program. And further, that the Board instruct Grambling State University to provide LSBN staff with evidence of approval from the Louisiana Board of Regents prior to initiation of Step II to re-establish a Baccalaureate of Science in Nursing education degree program.

Motion Carried

Motion to re-approve the request of the University of South Alabama to offer graduate clinical experiences in Louisiana until October 15, 2020 for the following roles and populations:

RN-MSN, MSN, PGC, BSN-DNP, PM DNP, DNP

Family Nurse Practitioner (FNP)
Adult Gerontology Primary Care Nurse Practitioner (AGNP)
Adult Gerontology Acute Care Nurse Practitioner (AGACNP)
Pediatric Primary Care Nurse Practitioner (PNP)
Pediatric Acute Care Nurse Practitioner (PNP-AC)
Woman's Health Nurse Practitioner (WHNP)
Neonatal Nurse Practitioner (NNP)
Family Mental Health Nurse Practitioner (FMHNP)
FNP/AGACNP

CNS

MSN - Adult Health Clinical Nurse Specialist (ACNS)

DNP and PMC – Adult Gerontology Clinical Nurse Specialist (AGCNS)

Motion Carried

RN/PRACTICE/ CREDENTIALING

Motion to defer action regarding the petitioner’s request for a Declaratory Statement regarding the school registered nurse delegating to unlicensed school employees the administration of solu-cortef in certain emergency situations; and create and authorize an ad hoc committee consisting of select LSBN Board members and LSBN staff to discuss and develop the Declaratory Statement and to engage stakeholders as needed including the petitioner(s), representative(s) from the Louisiana School Nurses Association and a representative from the pharmacy community.

Motion Carried

Motion to approve that it is within the scope of practice for a registered nurse to delegate gastrostomy tube feedings to unlicensed personnel in intermediate care facilities for individuals with intellectual disabilities.

And further, that the nurse practice opinion dated March 28, 1990 be retracted.

Motion Carried

OPERATIONS

Motion to approve the proposed Fiscal Year 2017 and 2018 Amended Annual Budgets.

Motion Carried

OFFICE OF THE EXECUTIVE DIRECTOR

Motion to accept the 2016 LSBN Annual Report

Motion Carried

REPORTS

Motion to accept the report of the President, Vice President and the Executive Director.

Motion Carried

LOUISIANA CENTER FOR NURSING UPDATES

Motion to accept the 2016 Nursing Education Capacity Report

Motion Carried

ORBS

Motion to approve the plan to go to biennial registration on the October to December 2018 license renewal cycle. A communication plan to be developed.

Motion Carried

AUGUST 10, 2017

NEW BUSINESS

Motion to approve the Consent Agenda

1. Consent Agenda Motions:

1. LSBN Staff Program Status Reports
 1. NCLEX Report
 2. Accreditation Reports
2. Approved Program Reports
 1. McNeese State University - CCNE Correspondence
 2. Bossier Parish Community College - ACEN Correspondence
 3. Herzing University - CCNE Correspondence
 4. Southern University - SACSCOC Warning
3. Request for Continuing Education Providership
 1. Women's and Children's Hospital
4. Education Announcements

Motion Carried

EDUCATION

Motion to accept Baton Rouge General Medical Center's report and action plan regarding the probationary status of the Diploma program.

Motion Carried

Motion to accept Dillard University's report and action plan regarding the probationary status of the Baccalaureate of Science in Nursing education degree program.

Motion Carried

Motion to accept the Franciscan Missionaries of Our Lady University's report and action plan regarding the probationary status of the Baccalaureate of Science in Nursing education degree program.

Motion Carried

Motion to accept Louisiana College’s report and action plan regarding the probationary status of the Baccalaureate of Science in Nursing education degree program.

Motion Carried

Motion to accept Southern University at Shreveport’s report and action plan regarding probationary status of the Associate of Science in Nursing education degree program.

Motion Carried

Motion to approve the major/substantive change request from Herzing University to add a PostMaster’s Certificate Family Nurse Practitioner to the current approval to offer clinical experiences for the role/population of FNP (MSN).

Motion Carried

Motion to approve the request of Bradley University to offer graduate clinical experiences in Louisiana until August 10, 2020 for the following roles/populations:

Family Nurse Practitioner (FNP) – Master’s, Post Master’s (PMC).

Motion Carried

Motion to approve the request of Simmons College to offer graduate clinical experiences in Louisiana for the role and population of Family Nurse Practitioner (BSN-MSN,RN-MSN).

Motion Carried

RN CREDENTIALING/ PRACTICE

Motion to approve a change to the Declaratory Statement on the Registered Nurse Transporting Critically Ill Neonates so that Position Statement 4 on page 3 reads:

“4) That as of January 1, 2020, any neonatal RN who participates on the critically ill neonate transport team, should have obtained at least a BSN degree. Any neonatal RN that has functioned on the critically ill neonate transport team prior to January 1, 2020 and has demonstrated necessary knowledge, skills and abilities, may continue to practice at their existing level of education”.

Motion Carried

ADVANCED PRACTICE

Motion to approve the following rule change: “ii. any APRN authorized by the Board to prescribe controlled substances shall comply with provisions in 21 U.S.C. §821-831 including but not limited to obtaining and possessing an active Louisiana controlled dangerous substance license and Drug Enforcement Administration registration number prior to prescribing or distributing controlled substances;”

Motion Carried

OPERATIONS

Motion to accept and approve the following LSBN Board Resolution:

On the 10th day of August 2017 at a meeting of the Board of Directors of the Louisiana State Board of Nursing, with a quorum of the directors present, the following business was conducted:

“It was duly moved and seconded that the following resolution be adopted:

“BE IT RESOLVED that the Board of Directors of the Louisiana State Board of Nursing hereby accepted and approved the Louisiana Compliance Questionnaire for the period ending June 30, 2017 as a component of LSBN financial audit.

“I certify that the above and foregoing constitutes a true and correct copy of a part of the minutes of a meeting of the Board of Directors of the Louisiana State Board of Nursing. “

Motion Carried

OFFICE OF THE GENERAL COUNSEL

Motion to accept the proposed revision of Chapter 33, Section 3331 of the Louisiana Administrative Code, Professional and Occupational Standards Title 46 XLVII. Nurses: Practical Nurses and Registered Nurses, Subpart 2. Registered Nurses.

Motion Carried

OFFICE OF THE EXECUTIVE DIRECTOR

Motion to approve the Contract for Prospective Payment Supplement to the Executive Director as revised and to adopt the following Resolution:

“WHEREAS, at the February 16, 2017, meeting of the Board Members of the Louisiana State Board of Nursing, the Board approved a Prospective Payment Supplement to Karen

C. Lyon, Ph.D., APRN, NEA (“Dr. Lyon”), Executive Director of the Louisiana State Board of Nursing;

“WHEREAS, as discussed at the August 10, 2017, meeting of the Board Members of the Louisiana State Board of Nursing, it was necessary to revise the Contract for Prospective Payment Supplement to amend the description and anticipated completion dates of the projects for which the prospective payment supplement was approved;

“WHEREAS, at the August 10, 2017, meeting of the Board Members of the Louisiana State Board of Nursing, the Board was presented with a revised draft of the Contract for Prospective Payment Supplement;

“WHEREAS, at the August 10, 2017, meeting of the Board Members of the Louisiana State Board of Nursing, the Board approved the Contract for Prospective Payment Supplement as revised;

“BE IT RESOLVED, that the Board hereby authorizes and empowers **Laura S. Bonanno, DNP, CRNA**, President, Louisiana State Board of Nursing, to execute the Contract for Prospective Payment Supplement with Dr. Lyon.”

Motion Carried

Motion to accept the 2018 Meeting Schedule

Motion Carried

Motion to accept the August 2017 Executive Director, President and Vice President’s reports

Motion Carried

NOVEMBER 14, 2017

Motion Carried

NEW BUSINESS

Motion to accept the Consent Agenda Motions

1. Consent Agenda Motions:

1. LSBN Staff Program Status Reports
 1. NCLEX Report
 2. Accreditation Reports
2. Approved Program Reports
 1. Dillard University - Site Visit
 2. Delgado Community College - ACEN Correspondence

3. South Louisiana Community College - ACEN Correspondence
3. Education Announcements. Board Discussion of SLCC Announcement of LPN - RN Program at Opelousas.

Motion Carried

Motion to accept Baton Rouge General Medical Center's report and action plan regarding the probationary status of the Diploma program.

Motion Carried

Motion to accept Dillard University's report and action plan regarding the probationary status of the Baccalaureate of Science in Nursing education degree program.

Motion Carried

Motion to accept the Franciscan Missionaries of Our Lady University's report and action plan regarding the probationary status of the Baccalaureate of Science in Nursing education degree program.

Motion Carried

Motion to accept Louisiana College's report and action plan regarding the probationary status of the Baccalaureate in Science in Nursing education degree program.

Motion Carried

Motion to accept Southern University at Shreveport's report and action plan regarding probationary status of the Associate of Science in Nursing education degree program.

Motion Carried

Motion to approve the request of Samford University for a major curriculum/substantive change to add the following role and populations to their current approval to offer Advanced Practice Registered Nurse (APRN) clinical experiences in Louisiana:

Family Nurse Practitioner (FNP) BSN-DNP

Motion Carried

Motion to defer action on the request of Samford University for a major curriculum/substantive change to add the following role and population to their current approval to offer Advanced Practice Registered Nurse clinical experiences in Louisiana until a task force is formed to further study the ability to approve the dual role:

Family Nurse Practitioner/Emergency Nurse Practitioner (Dual Role-FNP/ENP)

Motion Carried

Motion to re-approve the request of Alcorn State University to offer graduate clinical experiences in Louisiana until October 19, 2020 for the following roles/populations:

MSN, PMC

Family Nurse Practitioner (FNP)

Motion Carried

Motion to re-approve the request of Georgetown University to offer graduate clinical experiences in Louisiana until December 14, 2020 for the following roles/populations:

MSN

Family Nurse Practitioner (FNP)

Certified Nurse Midwife/Women’s Health Nurse Practitioner (Dual
CNM/WHNP)

Adult Gerontology Acute Care Nurse Practitioner (AGACNP)

Women’s Health Nurse Practitioner (WHNP)

Motion Carried

Motion to re-approve the request of Graceland University to offer graduate clinical experiences in Louisiana until December 14, 2020 for the following role/population:

MSN

Family Nurse Practitioner (FNP)

Motion Carried

Motion to re-approve the request of the University of Alabama at Birmingham to offer graduate clinical experiences in Louisiana until December 14, 2020 for the following roles/populations:

MSN

Adult- Gerontology Primary Care Nurse Practitioner (AGNP) with Women’s
Health Nurse Practitioner (WHNP) Dual

Pediatric Primary Care/ Pediatric Acute Care Nurse Practitioner (PNP/PNP-Acute
Care)

MSN, Post BSN-DNP

Family Nurse Practitioner (FNP)

Adult- Gerontology Acute Care Nurse Practitioner (AGACNP)

Adult- Gerontology Primary Care Nurse Practitioner (AGNP)

Women's Health Nurse Practitioner (WHNP)

Psychiatric/ Mental Health Nurse Practitioner (PMHNP)

Pediatric Primary Care Nurse Practitioner (PNP)

Neonatal Nurse Practitioner (NNP)

Motion Carried

Motion to re-approve the request of Vanderbilt University to offer graduate clinical experiences in Louisiana until December 14, 2020 for the following roles/populations:

MSN, PMC

Adult Gerontology Acute Care Nurse Practitioner - AGACNP

Adult Gerontology Primary Care Nurse Practitioner - AGPCNP

Family Nurse Practitioner - FNP

Neonatal Nurse Practitioner –NNP

Nurse-Midwifery-NMW

Nurse-Midwifery/Family Nurse Practitioner Dual Specialty -NMW/FNP

Pediatric Nurse Practitioner - Acute Care PNP

Pediatric Nurse Practitioner - Primary Care PNP

Psychiatric Mental Health Nurse Practitioner—PMHNP (Lifespan)

Women's Health Nurse Practitioner-WHNP

Adult Gerontology Primary Care Nurse Practitioner/Women's Health Nurse Practitioner (AGNP/WHNP Dual)

Motion Carried

Motion to approve Step II of the request of Chamberlain University’s College of Nursing to establish a Bachelor of Science in Nursing degree program and grant initial approval.

Motion Carried

Motion to accept Baton Rouge General Medical Center’s School of Nursing termination plan for the diploma registered nurse program.

Motion Carried

OPERATIONS

Motion to accept and approve the FY 2017 Financial and compliance audit report.

Motion Carried

OFFICE OF GENERAL COUNSEL

Motion to approve as amended the proposed rules (see attached) in accordance with the Louisiana Administrative Procedure Act (La. R.S. 49:951-968) and La. R.S. 37:918(6)(7)(12) of the Louisiana Nurse Practice Act, providing for revisions to Title 46, Part XLVII, Subpart 2, Chapter 34, Sections 3405(A) and .3415, relative to suspensions and revocations of registered nurse and advanced practice registered nurse licenses and for reinstatement of suspended or revoked registered nurse and advanced practiced registered nurse licenses.

Motion Carried

Motion to accept the report of the President, Vice President and the Executive Director.

Motion Carried

DECEMBER 14, 2017

NEW BUSINESS

Motion Carried

Motion to approve the Consent Agenda Motions

1. Consent Agenda Motions
 1. Education Consent Agenda Motions
 1. NCLEX Report
 2. Accreditation Reports
 2. Approved Program Reports
 1. Franciscan Missionaries of Our Lady University - ACEN Correspondence

2. Southern University at Shreveport - Site Visit
3. LSU Eunice - Focused Site Visit
3. Education Announcements

Motion Carried

EDUCATION

Motion to accept the Baton Rouge General Medical Center’s report and action plan regarding the probationary status of the Diploma program.

Motion Carried

Motion to accept the Board accept Dillard University’s report and action plan regarding the probationary status of the Baccalaureate of Science in Nursing education degree program.

Motion Carried

Motion to accept the Franciscan Missionaries of Our Lady University’s report and action plan regarding the probationary status of the Baccalaureate of Science in Nursing education degree program.

Motion Carried

Motion to accept Louisiana College’s report and action plan regarding the probationary status of the Baccalaureate in Science in Nursing education degree program.

Motion Carried

Motion to accept Southern University at Shreveport’s report and action plan regarding the probationary status of the Associate of Science in Nursing education degree program.

Motion Carried

Motion to approve the major/substantive change request from the University of Louisiana at Monroe to add the following role:

Family Nurse Practitioner (FNP, MSN)

Motion Carried (Tim Cotita abstained)

Motion to approve the major/substantive changes request from Louisiana State University Health Sciences Center to add the following roles and populations to the current approved graduate education degree program:

Pediatric Nurse Practitioner Acute Care (BSN-DNP)

Pediatric Nurse Practitioner Primary Care (BSN-DNP)

Motion Carried (Dr. Bonanno was recused.)

Motion to approve the major/substantive change from Franciscan Missionaries of Our Lady University to revise the program and course outcomes, curriculum sequence, course credit hour, and total clinical hours in the current and following approved graduate education degree program:

Family Nurse Practitioner (FNP)

Motion Carried

Motion to accept the letter of intent and feasibility study from William Carey University and approve Step I to establish a baccalaureate of science in nursing education degree program.

Motion Carried

Motion to approve Step II from Grambling State University to establish a baccalaureate of science in nursing education degree program and grant initial approval.

Motion Carried

Motion to accept and approve the request to restructure the baccalaureate of science in nursing education degree program at Dillard University.

Motion Carried

Motion to approve the request of Frontier Nursing University to offer graduate clinical experiences in Louisiana until December 14, 2020 for the following roles/populations:

MSN, PMC, DNP:

Certified Nurse-Midwife (CNM)

Women's Health Nurse Practitioner (WHNP)

Family Nurse Practitioner (FNP) MSN, PMC

Psychiatric Mental Health Nurse Practitioner (PMHNP)

Motion Carried

Motion to approve the request of Texas Christian University to offer graduate clinical experiences in Louisiana until December 14, 2020 for the following role/population:

Certified Registered Nurse Anesthetist (DNPNA)

Motion Carried

Motion to approve the request of Texas Wesleyan University to offer graduate clinical experiences in Louisiana until December 14, 2020 for the following role/population:

Certified Registered Nurse Anesthetist (MSNA)

Motion Carried

Motion to defer the request of Louisiana State University Health Sciences Center to initiate an Early Admission Registered Nurse (EARN) program through a concurrent enrollment articulation agreement with Delgado Community College/Charity School of Nursing pending clarification of the financial impact on enrolled students who are unsuccessful on NCLEX-RN and of the availability for a part-time plan of study.

Motion Carried (Dr. Bonanno was recused.)

Motion to defer the matter related to Excelsior College's on-line Associate of Science in Nursing education degree program in Louisiana until the February 22, 2018 Board meeting.

Motion Carried

RN CREDENTIALING/PRACTICE

Motion to approve the Declaratory Statement on the Registered Nurse Delegating Medication Administration to Trained, Unlicensed School Employees in Life Threatening Situations as presented herein; and authorize the retraction of all previously rendered practice opinions and declaratory statements related to Registered Nurse (RN) delegation of medication administration to trained, unlicensed school employees in life threatening situations.

Motion Carried

Motion to approve LSBN's process for credentialing Internationally Educated Nurses (IENs), including but not limited to, the:

Incorporation of the NCSBN recommendations for uniform licensure requirements;

Utilization of a credentialing evaluation service that provides written analysis of IENs' education and licensure in terms of US comparability;

Utilization of the highest level of national standards for determining English proficiency.

Motion Carried

OPERATIONS

To accept the Amended FY 2018 and the FY 2019 Annual Budget.

Motion Carried

OFFICE OF THE EXECUTIVE DIRECTOR

Motion to approve underwriting the cost of renting the Pennington Biomedical Research Center for the Louisiana Action Coalition's 2018 Culture of Health Summit at a cost of \$2,000.

Motion Carried

Motion to accept the report of the President, Vice- President and the Executive Director

Motion Carried

COMPLAINTS AND INVESTIGATIONS

Louisiana State Board of Nursing Agency-Wide Investigations and Disciplinary Actions for Calendar Year 2017

As shown in Table 1, there were 1,161 individuals with complaints or alleged incidents that resulted in opened investigations and consideration for disciplinary action by the LSBN for calendar year 2017. Approximately 71.75% (833) of these complaints were against registered nurses, 16.45% (191) were against student nurses, and 5.08% (59) were against advanced practice registered nurses. The two areas with the largest number of complaints were registered nurses and student nurses.

Table 1. Classification of Individuals Who Were Subjects of Complaints 2017

Classification	2016		2017	
	No.	%	No.	%
Registered Nurse	688	59.77%	833	71.75%
Nursing Student	305	26.50%	191	16.45%
Endorsement Applicant	71	6.17%	67	5.77%
APRN	82	7.13%	59	5.08%
Exam Applicant	3	0.26%	11	0.95%
Prescriptive Authority	2	0.17%	n/a	n/a
Temporary APRN	n/a	n/a	n/a	n/a
RN Imposter	n/a	n/a	n/a	n/a
Totals	1,151	100.00%	1,161	100.00%

Source of Opened Investigations

As shown in Table 2, the largest source of complaints to the LSBN was self-reports with 32.24% (372), followed by LSBN staff with 17.42% (201). Other sources include, but are not limited to, hospitals, renewals, rap batch, and student files.

Table 2. Source of Opened Investigations

Source	2016		2017	
	No.	%	No.	%
Student File	306	26.77%	174	15.08%
Self-Reported	357	31.24%	372	32.24%
LSBN Staff	106	9.27%	201	17.42%
Rap Batch	107	9.36%	109	9.45%
Renewal	40	3.50%	71	6.15%
Reinstatement Request	0	0.00%	2	0.17%
Hospital	163	14.26%	110	9.53%
Other	64	5.60%	115	9.97%
Totals	1,143	100.00%	1,154	100.00%

Types of Complaints or Potential Violations Resulting in Opened Investigations

Half or 50.00% (582), of complaints or potential violations received by the LSBN in 2017 for further investigation were criminal related. Registered nurses accounted for the largest number of criminal related complaints, followed by student nurses. The second largest number of complaint type was non-compliance with 15.20% (177). Other types of complaints include inability to practice safely, unprofessional conduct, drug related, misconduct, and fraud.

Table 3. Type of Complaint or Potential Violations Resulting in Opened Investigations

Type of Complaint/Violation	2016 Total No.	2016 %	2017 Total No.	2017 %
Criminal Related	564	49.00%	582	50.00%
Inability to practice safely	190	16.50%	129	11.08%
Other	92	8.00%	91	7.82%
Unprofessional conduct	55	4.79%	47	4.04%
Non-Compliance	95	8.25%	177	15.21%
Drug Related	90	7.81%	51	4.38%
Misconduct	50	4.35%	77	6.62%
Fraud/Deceit	15	1.30%	10	0.86%
Total	1,151	100.00%	1,164	100.00%

Closed Investigations

LSBN staff closed 1,003 investigations during 2017. There were 366 closed that self-reported, followed by 172 from LSBN staff. Student nurse files followed with 162, then rap batch with 95, employer hospital with 60, and renewals with 48. The source of other closed investigations were patient's family, professional person, home health agency, reinstatement request, anonymous, and other assorted reasons.

HEARINGS DEPARTMENT

The Hearings Department is responsible for managing the disciplinary process for cases referred from the Investigations Department to final resolutions, handling requests and/or subpoenas for board file public records and maintaining the integrity of information reported to the National Council of State Boards of Nursing data base. The Hearings Department is also responsible for processing disciplinary actions implemented by the RNP/Monitoring Department. In 2017, the Hearings Department held 21 Board Hearings, reviewed 281 discipline files and a total of 308 disciplinary actions were taken.

Table 4. Hearings Department Statistical Report

Discipline Report	Annual
Board Hearings	21
Discipline Files Reviewed	281
Total Actions Taken	308
A. Reinstatements	72
1. Granted/Stipulations/Active	46
2. Granted/Inactive	0
3. Granted/Reprimand	20
4. Denied/Delay	1
5. Denied/Ratify	5
B. Discipline Actions	167
1. Summary Suspension (Ratify)	26
2. Revoked	2
3. Suspended/Stipulations	35
4. Automatic Revoke/Ratify Staff Action	0
5. Inactive	0
6. Voluntary Surrender	10
7. Automatic Suspension/Ratify Staff Action	46
8. Suspend with Stay/Probate	36
9. Denied APRN License	0
10. Renewed License/Probation	0
11. Retain License W/Probation	0
12. Reprimand	9
13. Action Cleared	0
14. Charges Dismissed	0
15. Other	3
16. Continuance Granted	0
C. Endorsement	2
1. Deny/Delayed/Ratify Staff Action	0
2. Approved/Probation Stipulations	2
3. Approved Reprimand	0
4. Delay/Stipulations	0
5. Automatic Suspension Ratify Staff Action	0

D. Education	67
1. Applicant: NCLEX Deny/Delay/Ratify Staff Action	0
2. Applicant: NCLEX Approved/Probation/Stipulations	10
3. Applicant: NCLEX Reprimand	0
4. Applicant: NCLEX Delay/Stipulations	0
5. Student: Clinical Deny/Delayed/Ratify Staff Action	16
6. Student: Approved/Probation/Stipulations	11
7. Student: Approved/Reprimand	1
8. Student: Delay/Stipulations	22
9. Revised/Suspension	7
10. Denied Rehearing/Reconsideration	0
E. Special Statistics Included Above	250
1. Consent Orders	183
2. Applicant: NCLEX	10
3. Student's Clinical	57

Table 5. Basis for Discipline

Basis for Discipline	No.	%
Breach of Patient Confidentiality	3	1.1%
Criminal	16	5.7%
Disciplinary Action by Another Board	6	2.1%
Drug/Alcohol	151	53.7%
Fraud/Deceit	13	4.6%
Non-Compliance with Board Order/RNP	40	14.2%
Other	8	2.8%
Practiced Beyond Scope	4	1.4%
Practicing With an Expired License	20	7.1%
Psychological/Mental	6	2.1%
Substandard or Inadequate Care	13	4.6%
Unprofessional Conduct	1	0.4%
Total	281	100.00%

Table 6. Classification of Individuals Subject to Discipline

Classification	No.	%
Advanced Practice Registered Nurse	15	5.3%
Registered Nurse	197	70.1%
Endorsement Applicant	2	0.7%
NCLEX Applicant	10	3.6%
Student Nurse Applicant	57	20.3%
Totals	281	100.00%

Table 7. Age Ranges of Individuals Subject to Discipline

Age Category	No.	%
< 21	4	1.4%
21-30	54	19.2%
31-40	87	31.0%
41-50	67	23.8%
51-60	52	18.5%
61-70	15	5.3%
> 70	2	0.7%
Totals	281	100.00%

The total number of disciplinary actions in 2017 decreased by 33% when compared to the number of disciplinary actions in 2016 (Table 8). The total number of disciplinary actions decreased by 43% between 2013 and 2017.

Table 8. LSBN Board Actions (2013-2017)

Year	No. of Disciplinary Actions
2017	308
2016	459
2015	448
2014	479
2013	541
1 & 5 Year Variance	↓33% ↓43%

In 2017, the Hearings Department serviced 595 public records requests.

RECOVERING NURSE PROGRAM/MONITORING

This division monitors Registered Nurses and student nurses in the Recovering Nurse Program (RNP) through confidential agreements and disciplinary orders. The RNP was developed to protect the consumers of health care in Louisiana while allowing a Registered Nurse recovering from Substance Use Disorder and/or a medical, mental or physical condition to maintain licensure while being closely monitored by the Board through a structured agreement or order. Participants are allowed to join the program confidentially if they meet criteria outlined in LAC XLVII:46: 3419 or through a consent order with probation if ineligible for confidential entry. After completion of treatment and clearance to return to work by the RNP staff and treatment team, the individual is allowed to practice in a highly supervised setting. Monitoring includes, but is not limited to, frequent random drug screenings, reports from employers, and participation in Aftercare and verified participation in support groups such as Alcoholics Anonymous.

In contrast to some independent alternative programs, the RNP is housed within Louisiana State Board of Nursing (LSBN), therefore any non-compliance or relapse, once confirmed, is acted upon swiftly often resulting in either immediate return for treatment or automatic suspension of the nursing license. This process offers greater protection to the citizens of Louisiana from potentially impaired practitioners.

The added structure and accountability of monitoring programs such as RNP have been linked to greater success in maintaining abstinence. Relapse rates for the general public following treatment for chemical dependency are 40%-60% (NIDA, 2009) whereas the relapse rate for RNP participants at LSBN in 2017 was 2% translating to a recovery rate of 98%.

The LSBN relapse rate was calculated by dividing the number of relapses by the number of all active participants in the program as of December 31.

The Monitoring Division monitors compliance with Board orders/agreements (excluding RNP participants). These (non-RNP) individuals may have stipulations which are often similar to RNP such as drug screening and work site monitoring, but they are not required to complete treatment and have not been diagnosed with Substance Use Disorder Moderate or Severe (Table 9).

Additionally, the RNP/Monitoring Director processes disciplinary reinstatement requests for individuals previously disciplined by LSBN, including students who are delayed and required to be monitored prior to attending clinical nursing courses. The history of the individual is reviewed and stipulations for reinstatement or approval for clinical nursing courses are provided. In 2017 disciplinary reinstatements were 59 out of 189 requests. The Director investigates the often complex histories of previously disciplined individuals to determine eligibility for reinstatement. Often times this requires a period of monitoring prior to eligibility for reinstatement. This also may include re-entry into RNP. Some RNs choose not to pursue reinstatement after stipulations are mandated. Individuals with an extensive disciplinary history may be required to appear before a hearing with Board Members to determine suitability for reinstatement.

Finally, the department drafts voluntary surrender agreements should an individual wish to surrender their license for a minimum of two (2) years rather than comply with an RNP agreement or board order. The department drafted twenty-two (22) of these agreements in 2017.

Table 9. RNP/Monitoring Department Statistics

2017	Annual
1. Monitoring: Total number of Cases being monitored	180
A. Number of new entries	137
B. Total Number of Released Compliant Participants	174
C. Total Number of Automatic Suspensions based upon non-compliance with Board Order/Agreement	46
D. Total Number of Disciplinary reinstatements/approval	59
E. Total Number of Reinstatement Requests	189
F. Number of Released Non-Compliant Participants	43
2. RNP: Total Number of RNP Participants	342
A. 1. Number of Active Confidential Participants	202
A. 2. Number of Disciplinary RNP Participants	140
B. Number of RN's Reported	146
C. Total Number of New Program Entries	97
C.1. New Entries Confidential RNP	66
C.2. New Entries Disciplinary RNP	31
D. Number of Refused RNP - (as best can be estimated)	39
E. Number of Released Compliant Participants	108
F. Number of Released Non-Compliant Participants	46
G. Number of Relapsed Active Participants	7
H. Number of Total Re-Entries - No Relapse	7
I. Number of Relapsed After Completion	13
TOTAL NUMBER OF MONITORING/RNP	522
In office Conferences	193
Total Presentations	9
RNP groups visited	8
Treatment Facilities visited	4

Departmental Highlights in 2017

The RNP held mandatory training for group facilitators in October. A survey was sent to all participants regarding the facilitated groups. There were 154 responses (44% response rate). The responses were overwhelmingly positive with the individual questions ranging from 92% to 99% positive. Results were shared with the group facilitators of the participants in their own group.

The RNP/Monitoring Department had a fairly stable year in terms of personnel. One Licensing Analyst was replaced. One Licensing Analyst left after she finished her Master's Degree and found employment in her new field.

Two treatment facilities were added to the LSBN Recognized Treatment Facility List, and one was removed after resignation of their Addictionologist.

There were only 7 relapses of active participants during the calendar year of 2017. We think this is mostly attributable to enforcing strict criteria for treatment centers so that nurses get a good foundation in treatment, and close monitoring and support. Relapses are generally thought to be due to inadequate treatment, inadequate aftercare or lack of personal motivation. Our expectation is sobriety, not relapse.

The RNP/Monitoring Director serves as President for the National Organizations of Alternative Programs. The Director also serves on the Standards Development Committee for the National Council of State Boards of Nursing. The Director was invited to take part in a summit in June of the Recovery Alliance. The Recovery Alliance is a program where Professional Monitoring Programs, Collegiate Recovery Programs and Drug Court Personnel can prevent duplication of effort, offer encouragement and support and work towards better outcomes for all persons suffering from substance use disorder.

The Director has been elected to the Louisiana Nurses Foundation Board of Directors. She has been working with the Foundation to increase the viability of the Sr. Lucie Leonard Recovering Nurse Program fund. This fund is dedicated to help nurses in the Recovering Nurse Program to obtain appropriate treatment.

One Case Manager is in graduate school, currently working on her Master's Degree in Psych-Mental Health Nurse Practitioner.

LICENSURE

Approval to Enroll in Clinical Nursing Courses

There were 2,477 applications to enroll in clinical nursing courses during the calendar year of 2017 as compared to 2,739 in 2016 which represents a 9.57% decrease. Of these, 193 were placed under investigations compared to 311 in 2016, a 37.9% decrease. A total of 2,873 student applications were approved for clinical enrollment, approval was delayed for 19 students, and 15 were denied.

Completion of Louisiana Undergraduate Nursing Program

There were 1,877 graduates from 25 undergraduate nursing programs in Louisiana. Of this number, 31 (1.7%) were Diploma graduates, 665 (35.4%) were Associate Degree graduates, and 1,181 (62.9%) were Baccalaureate Degree graduates.

Licensure by Examination

Beginning January 1 through December 31, 2017 the NCLEX-RN examination was administered to 2,239 candidates using computerized adaptive testing (CAT). These candidates included first time takers, repeat takers, and foreign graduates. Of this number, 1,871 individuals were licensed to practice as registered nurses as initial licensure by examination. One thousand eight hundred fifty-four (1,854) were granted temporary RN applicant permits.

One thousand eight hundred ninety-seven (1,897) Louisiana graduates sat for the NCLEX-RN exam for the first time. Of this number, 1,761 passed the exam. First time candidates from nursing programs in Louisiana achieved a pass rate of 92.83% for the 2017 calendar year. This is above the national average of 87.12%. Performance of first time candidates of nursing education programs in Louisiana can be found in Appendix C.

Licensure by Examination Advanced Practice Registered Nurses

LSBN authorizes the practice of advanced practice registered nurses (APRNs) by examination in four categories, Certified Registered Nurse Anesthetist (CRNA), Certified Nurse Midwife (CNM), Clinical Nurse Specialist (CNS), and Nurse Practitioner (NP).

A total of 493 APRN licensure by examination applications were received during the year 2017. A total of 619 individuals were licensed to practice in 2017 as APRNs: 57 as CRNAs, 4 as CNMs, 2 as CNSs, and 556 NPs. The total individuals licensed exceeds the number of applications received which represents applications remaining from the previous year that were completed during 2017. Applications that are incomplete, expired, or that reflect an applicant who did not meet eligibility requirements are not counted as part of the total who were licensed. The total number of APRNs licensed by examination in 2017 represents a 14% increase from the previous year.

**Licensure Renewals
Registered Nurses/Advanced Practice Registered Nurses**

A total of 62,182 RNs and 5,808 APRNs successfully renewed their licenses to practice nursing in Louisiana by the January 31, 2018 due date.

A total 3,572 individuals relinquished the right to practice nursing in Louisiana, as follows: 3,027 RNs/APRNs failed to renew their license; 401 RNs and 22 APRNs requested inactive status; and 113 RNs and 9 APRNs requested retired status.

**Licensure by Endorsement
Registered Nurses**

As reflected in Table 10, a total of 2,595 RN endorsement applications to practice registered nursing in Louisiana were received during the year 2017. Of the total received 2,512 were received from United States (US) educated RNs and 83 were received from foreign educated RNs.

Of the endorsement applications received, a total of 2,096 individuals were licensed to practice as a RN, as follows: 2,025 US educated RNs and 71 foreign educated RNs. The remaining endorsement applications were not processed through licensure due to one of the following reasons: their application was incomplete and/or expired, or the RN completed a temporary nursing assignment and did not desire full licensure.

Table 10. Licensure by Endorsement into Louisiana (2013-2017)

Report Year	Applications Received – US Educated	Applications Received – Foreign Educated	Total RN Applications <u>Received</u> (US & Foreign)	United States Educated RN License Issued	Foreign Educated RN License Issued	Total RN Licenses <u>Issued</u> (US & Foreign)
2017	2,512	83	2,595	2,025	71	2,096
2016	2,013	104	2,117	1,490	35	1,525
2015	1,853	75	1,928	1,467	56	1,523
2014	2,135	19	2,154	1,855	9	1,864
2013	1,680	25	1,705	1,212	22	1,234

**Licensure by Endorsement
Advanced Practice Registered Nurses**

A total of 194 endorsement applications to practice as an APRN in Louisiana were received during the year 2017. All of these applications were received from APRNs educated in the United States (US) or a US territory. The total number of APRNs applying for licensure by endorsement in 2017 represents a 64% increase from the previous year.

Of those endorsement applications received, a total of 139 APRN applications were completed through licensure, as follows: 20 CRNAs, 1 CNM, 2 CNS, and 116 NPs. The remaining applications received in

2017 were not processed through licensure because the applications were incomplete and/or expired or the applicant did not meet eligibility requirements.

**Licensure by Reinstatement
Registered Nurses/Advanced Practice Registered Nurses**

A total of 668 individuals reinstated their privileges to practice nursing in Louisiana during the year 2017, including 634 RNs and 34 APRNs.

**Temporary Permits Issued
Registered Nurses**

The total number of RN temporary permits issued for the year 2017 was 657. Ten disaster permits were issued during the year 2017. Permits are issued to allow the RN holding a valid and unencumbered RN license in another U.S. state, to work as a RN in Louisiana until all documents are received in the LSBN office and full licensure can be issued. Additionally, permits may be issued to RNs holding a valid and unencumbered RN license in another US state to work on a temporary basis within their respective scope of practice in Louisiana during special events or times of disaster as declared by the Governor of Louisiana.

**Temporary Permits Issued
Advanced Practice Registered Nurses**

A total number of 4 new temporary permits were issued to APRN applicants for the year 2017. An additional APRN temporary permit was reactivated for a fifth licensee who had been previously issued a temporary permit number. The permit was issued to allow the APRN applicant to provide limited services while obtaining unconditional national certification or to allow the APRN applicant to obtain required clinical hours to demonstrate current competency. No disaster permits were issued to APRNs during the year 2017.

**Verification of Credentials to Other States
Registered Nurses/Advanced Practice Registered Nurses**

During 2017, a total of 3,773 RNs utilized the National Council of State Boards of Nursing (NCSBN) verification service (NurSys.com) to request their Louisiana RN credentials be verified to another state board of nursing. Table 11 reflects the number of individuals requesting licensure verifications per year for the previous 5-year period.

Table 11. License Verification Out of Louisiana (2013-2017)

Report Year	Number of Verifications
2017 NurSys Processed	3,773
2016 NurSys Processed	2,135
2015 NurSys Processed	2,925
2014 NurSys Processed	2,615
2013 NurSys Processed	2,611

*Note: Due to a variety of factors, it cannot be assumed that there is a relationship between request for verification of credentials and numbers of RNs leaving the state.

**Prescriptive Authority
Advanced Practice Registered Nurses Only**

Prior to delivering health care services in the state of Louisiana, an APRN who engages in medical diagnosis and management (including writing any orders) must apply for and receive approval from LSBN for prescriptive authority privileges. Said prescriptive authority privileges must be in collaboration with one or more physicians or dentists. The total number of APRNs with prescriptive and distributing authority in compliance with the Board's rules as of December 31, 2017 was 3,995. The total represents a 10% increase from 2016.

**ANNUAL REPORT ON LICENSE RENEWAL –
LICENSEES WITH DEFAULTED STUDENT LOANS**

In accordance with Louisiana Revised Statute 38:2951, a total of 35 RNs were blocked from RN license renewal due to student loan default status. This represents a decrease of approximately 44.87% from the 87 nurses that were in loan default the previous year.

Of the 35 nurses in default during 2017, approximately 54.28%, or 19 nurses, had been in loan default previously as outlined below:

- Default 7 times = 1 nurse
- Default 6 times = 2 nurses
- Default 5 times = 1 nurse
- Default 4 times = 3 nurses
- Default 3 times = 6 nurses
- Default 2 times = 6 nurses

The remaining 16 nurses were in loan default for the first time and represented approximately 45.57% of the total.

As of February 1, 2018, 30 of the 35 nurses had been removed from default status. Licenses for the remaining 5 nurses were changed to delinquent status and they are currently unable to practice as a registered nurse in Louisiana.

AUDIT OF NURSING CONTINUING EDUCATION
(post year 2017 License Renewal CE Audit)

In accordance with LAC 46:XLVII.3335.I.2, the Louisiana State Board of Nursing performed an audit of the 2016 nursing continuing education (CE) completed by RNs who renewed a 2017 nursing license.

A random selection of RNs renewing their license during the 2017 licensure renewal process was conducted on 1,749 RNs. One thousand four hundred eighteen (1,418) were compliant and had met CE rule requirements. Of the remaining 331 RNs, the audit revealed the following:

- Two hundred eighty-seven (287) RNs were issued informal reprimand for first time non-compliance;
- Twenty-six (26) of the RNs selected were impacted by the August 2016 flood and were provided a one-time waiver due to loss of their CE documentation;
- Two (2) RNs changed their status to inactive as they were no longer working in nursing or had moved out of state;
- Thirteen (13) RNs were granted a waiver due to medical reasons;
- One (1) RN was granted waiver due to active military status;
- Two (2) RNs selected had passed away.

In accordance with LAC 46:XLVII.4513.D.5, the Louisiana State Board of Nursing performed an audit on the continuing competency for prescriptive authority for 2016 license renewal on 79 APRNs. Letters were mailed to the APRNs advising them of their selection to participate in the random audit of additional 6 hours of pharmacology CE needed for their prescriptive authority privileges. Of the 79 APRNs selected, 51 were compliant. Of the remaining 28 APRNs, 3 APRNs requested and were awarded a one-time audit waiver due to having lost all CE documentation in the August 2016 flood and 25 APRNs were issued Informal Reprimands for first time non-compliance.

LSBN DIVISION OF ADMINISTRATION

LSBN’s Administration Department consists of four (4) administrative units that include budgeting and accounting, human resources (HR), information technology (IT), facility management, front desk, records management, risk management and security. The units work collaboratively to offer a wide-variety of back-office services that support the agency’s mission through effective stewardship of public, human, business and facility resources. Its primary foci are to maintain accountability through a sound internal control structure and to ensure the agency’s compliance with external legal and regulatory agencies.

2017 Fiscal Report

While receiving no legislative appropriation to support its mission and activities, LSBN collected \$8,367,050 in annual operating revenues from licensure, examination, and enforcement activities (Figure 1). During the fiscal year the board sustained operating expenses of \$8,701,491 (Figure 2). With respect to excess revenues, LSBN intends to make additional investments to address key operational issues and process improvements including paperless systems, disaster preparedness, workforce planning and research through the Louisiana Center for Nursing, and LSBN’s adoption and implementation of the National Council of State Boards of Nursing’s regulatory management system (called “ORBS”).

LSBN’s 2017 financial and compliance audit was conducted by Pinell & Martinez with an opinion that the financial statements, in all material respects, were presented fairly, in accordance with accounting principles generally accepted in the United States of America.

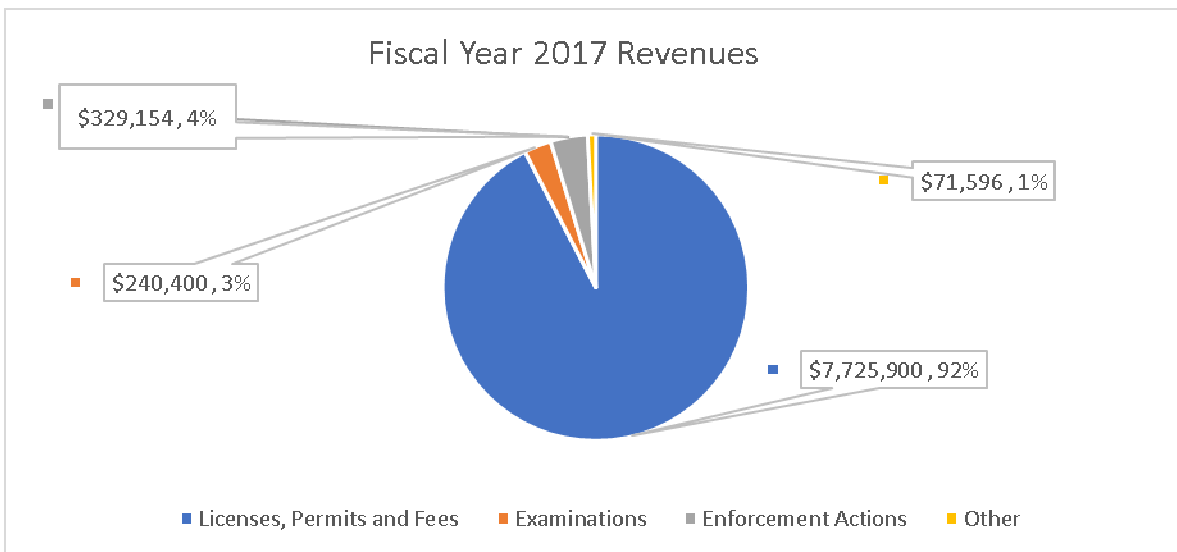


Figure 1 LSBN FY2017 Revenues

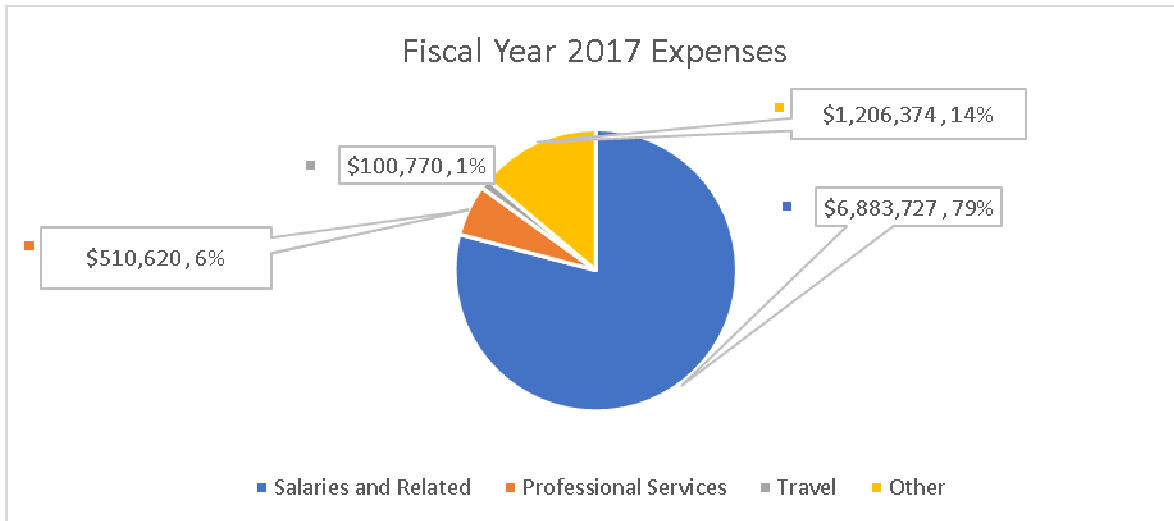


Figure 2 LSBN FY 2017 Operating Expenses

Construction Completed!

After years of planning, the renovation and expansion project for LSBN was finally concluded and culminated with a Grand Re-Opening Ceremony on December 14, 2017. This included a ribbon cutting ceremony, remarks, and a reception.

Representative Dustin Miller, APRN, FNP, was the featured speaker who gave words of inspiration and encouragement about LSBN and the nursing community. He emphasized how important it is to work with passion and show compassion to those in need. Remarks were also made by the LSBN Board President, Dr. Laura Bonanno and LSBN’s Chief Executive Officer, Dr. Karen Lyon. Those in attendance included past and present LSBN Board Members, LSBN leaders and staff, and numerous nursing leaders from the community.

LSBN is excited to continue its mission with a New Look for the New Year! And we thank our customers and staff for their patience throughout the construction process.

ORBS

LSBN’s Division of Administration is continuing to work closely with the NCSBN to develop a nursing licensure database to replace the current legacy licensing system that is 18+ years old. ORBS is a custom-designed IT platform that will add modernization, data validation, audit trails, and digitally improved efficiencies that the current antiquated system cannot achieve. ORBS will help digitize most of LSBN’s licensing, discipline, and education program management functions; enhance our disaster recovery capabilities; provide for online payments and provide more enhanced channels of communication with our current licensees and our future applicants.

LOUISIANA STATE BOARD OF NURSING – LOUISIANA CENTER FOR NURSING (LCN)
2017 INITIATIVES

Senate Resolution 152 (2008) supported the charge to the Board to be involved not only with the credentialing of individuals to be licensed as registered nurses and advanced practice registered nurses but additionally with activities related to ensuring that there is an adequate nursing workforce to meet the needs of Louisiana citizens. The mission of the Louisiana Center for Nursing (LCN) is to contribute to the health and welfare of Louisiana residents and visitors through activities that are directed to ensure that there is an adequate nursing workforce to meet the current and future healthcare needs of the citizens of the state of Louisiana.

The charge to the Center for Nursing is to:

- Collect, analyze and report on the registered nurse workforce data utilizing established nursing supply, demand, and predictor models to forecast registered nurse resource needs to the Louisiana Health Works Commission.
- Evaluate registered nurse education capacity, and develop strategies for increasing educational access, retention and mobility, including opportunity for minority and underrepresented groups.
- Establish a website for information concerning potential employment, and educational opportunities for becoming a registered nurse in Louisiana.

Initiatives

- **Tracking Attrition and Graduation Rates of Minority and Male Nursing Students** – LCN is working with the Board of Regents on a process to track attrition and graduation rates for minority and male students enrolled in Louisiana’s pre-RN programs.
- **LSBN Task Force to address the request of Chamberlain College of Nursing** – LCN participated in the LSBN Task Force to address the request of Chamberlain College of Nursing to establish a new undergraduate nursing education program in New Orleans, LA.
- **LSBN Committee assigned to develop a Declaratory Statement on the topic of Patient Safety** – LCN participated on the LSBN Committee assigned to develop a Declaratory Statement on the topic of Patient Safety – RNs and APRNs Working Extended Hours.
- **LSBN Clinical Availability and Capacity Task Force** – LCN participated in and provided resource documents to assist in identifying issues related to clinical availability and capacity for Louisiana schools of nursing.
- **Louisiana Action Coalition** – LCN continues to represent LSBN as the co-lead for the Louisiana Action Coalition. Responsibilities include participation in biweekly LAC Executive Team calls, facilitating the quarterly LAC face to face meetings, assisting in completion of the LAC RWJF SIP 3 final grant report and the quarterly LAC updates for the FON CFA, participating in quarterly calls with the FON CFA Action Coalition liaison, serving as chair of the LAC diversity steering committee, and serving as lead for the 2017 LAC COH Summit Planning Committee, and serving as project coordinator for the LAC Diversity Mini-Grants for five regional action coalitions. Presented at the 2017 NLI and served as a mentor for one of the NLI mentees. Reviewed and gave feedback on surveys for the Public Health Nurse Leader project and the Nurses on Boards project.

- **National Forum of State Nursing Work Force Centers and the National Council of State Boards of Nursing (NCSBN)** – As President-elect and President of the Forum, LCN participates in quarterly calls with NCSBN to discuss the potential partnership/collaboration on the utilization and implementation of the newly ratified minimum dataset (MDS) for nurse supply in all states and the creation of a national workforce supply data repository; as President-elect I served as the chair for the Governance committee and we were responsible for reviewing bylaws and the policy manual as well as for assisting with the annual evaluation of the Forum Board. The Governance committee had monthly calls and I was responsible for preparing the agenda. As President of the Forum, I am responsible for preparing the agenda for the quarterly board meetings (teleconferences), participating in the quarterly calls with NCSBN leadership, presiding over the Forum Directors face to face meetings in December and June, serving as the representative of the Forum on the Nursing Community, and being an ad hoc member of all Forum committees.
- **National Council of State Boards of Nursing** – As a member of the NCSBN Institute of Regulatory Excellence Committee – the LCN Director reviewed proposals and recommended candidates for the IRE Fellowship program, participated in planning the annual IRE conference, presented an overview of the research process to first year fellows at the conference, and participated in developing a proposal that calls for revisions to the IRE program.

NURSING EDUCATION CAPACITY IN LOUISIANA 2017

It is the charge of the Louisiana State Board of Nursing (LSBN) to closely monitor all nursing programs in the state that prepare nursing students for initial licensure as a registered nurse (RN), as well as those graduate programs that prepare RNs as advanced practice registered nurses (APRNs). It is the responsibility of LSBN to ensure that these programs are preparing safe and effective practitioners to care for the citizens of Louisiana. Deans and Directors of Pre-RN Licensure programs in Louisiana must submit an annual report to LSBN in the fall of each year to demonstrate ongoing compliance with all rules and regulations relative to nursing education. Information such as the number of applicants accepted into the programs each year, the number of students enrolled in clinical nursing courses, the number of graduates, and the qualifications of faculty teaching in the programs is used to determine RN education capacity. An analysis of the data obtained from the 2016-2017 annual reports submitted by undergraduate and graduate nursing programs in Louisiana was used to develop the 2017 Nursing Education Capacity Report.

Pre-RN Licensure Programs in Louisiana

LSBN approved 26 pre-RN licensure programs during the 2016-2017 report year (Table 12). One diploma program, 13 associate degree (AD) programs, and 12 baccalaureate in nursing (BSN) programs that prepare students to become candidates for initial RN licensure in Louisiana (see Appendix B for a List of LSBN Approved Nursing Education Programs).

Table 12. Pre-RN Licensure Programs in LA (2016-2017)

Program Type	No. of Programs	% of Total Programs
Diploma <ul style="list-style-type: none"> • Baton Rouge General Medical Center 	1	4%
Associate Degree <ul style="list-style-type: none"> • Baton Rouge Community College • Bossier Parish Community College • Delgado Charity School of Nursing • Fletcher Technical Community College • Louisiana Delta Community College • LSU Alexandria • LSU Eunice • Louisiana Tech University • McNeese State University • Northwestern University • South Louisiana Community College • Southern University in Shreveport • SOWELA Technical Community College 	13	50%
Baccalaureate Degree <ul style="list-style-type: none"> • Dillard • Franciscan Missionaries of Our Lady University (Formerly Our Lady of the Lake) • Louisiana College • LSU Health Science Center • McNeese State • Nicholls State • Northwestern University • Southeastern Louisiana University • Southern University • University of Holy Cross • University of LA at Lafayette • University of LA at Monroe 	12	46%
Total No. of Pre-RN Programs	26	100%

Applicants and Admissions to Pre-RN Licensure Programs in Louisiana

The pool of qualified applicants applying to pre-RN licensure programs in Louisiana in 2016-2017 increased by 14%, which is in direct contrast to the six percent decrease in applicants that occurred in 2015-2016 (Table 13). Between 2013 and 2017 there was a six percent decrease in the number of students applying for admission to Louisiana’s pre-RN licensure programs. In the current report year, 68% (2,995) of the 4,401 qualified applicants were admitted to Louisiana’s pre-RN licensure programs, which is an 18% percent increase when compared to the previous report year (2,541). Approximately 32% (1,406) of the qualified applicants were denied admission to Louisiana’s pre-RN licensure programs in 2016-2017 compared to the 1,319 in 2015-2016 (see Appendix C2 for a summary report of applicants and admissions to pre-RN Licensure programs and Appendix C3 for a breakdown of applicants and admissions by programs).

Table 13. Applicants and Admissions for Pre-RN Licensure Programs in LA (2013-2017)

Report Year	Total No. Qualified Applicants	No. and % of Qualified Applicants Admitted to Pre-RN Licensure Programs		No. and % of Qualified Applicants Not Admitted to Pre-RN Licensure Programs	
	No.	No.	%	No.	%
2017	4,401	2,995	68%	1,406	32%
2016	3,860	2,541	66%	1,319	34%
2015	4,088	2,712	66%	1,376	34%
2014	4,351	2,956	68%	1,395	32%
2013	4,661	2,904	62%	1,757	38%
1 & 5 Year Variance	↑14% / ↓6%	↑18% / ↑3%		↑7% / ↓20%	

Applicants and Admissions to Pre-RN Licensure Programs in Louisiana by Program Type for the 2016-2017 Annual Report Year

Forty-nine percent (49%) of the 4,401 qualified applicants applied to BSN programs, 49% applied to AD programs, and two percent applied to Louisiana’s only Diploma program in 2016-2017. As seen in Table 14a, approximately 77% (1,673) of the 2,172 qualified applicants applying to BSN programs were admitted, compared to 60% (1,278) of the 2,140 qualified applicants applying to AD programs. Approximately 49% (44) of the qualified applicants applying to the states only Diploma program were admitted.

Table 14a. Applicants and Admissions for Pre-RN Licensure Programs in Louisiana by Program Type (2016-2017)

Applicants 2016-2017	Diploma	Associate Degree	Baccalaureate
No. of Qualified Applicants (Total = 4,401)	89 (2%)	2,140 (49%)	2,172 (49%)
No. of Qualified Applicants Admitted (Total = 2,995)	44	1,278	1,673
% of Qualified Applicants Admitted	49%	60%	77%
No. of Qualified Applicants Not Admitted (Total = 1,406)	45	862	499
% of Qualified Applicants Not Admitted	51%	40%	23%

When compared to the previous report year, the number of students admitted to each type of program increased in 2016-2017 (Table 14b); the number of students admitted to BSN programs increased by approximately 16% (1,446 in 2015-2016), the number admitted to AD programs increased by 21% (1,058 in 2015-2016), and the number admitted to the diploma program increased by 19% (37 in 2015-2016).

Table 14b. Admissions to Pre-RN Licensure Programs in LA (2013-2017)

Report Year	Diploma	Associate	Baccalaureate
2017	44	1,278	1,673
2016	37	1,058	1,446
2015	39	1,073	1,600
2014	40	1,139	1,777
2013	40	1,046	1,818
1 & 5 Year Variance	↑19% / ↑10%	↑21% / ↑22%	↑16% / ↓8%

Reasons Why Qualified Applicants Were Not Admitted to Pre-RN Licensure Programs (2016-2017 Annual Report Year)

A lack of budgeted faculty positions remains the number one reason identified by Louisiana’s pre-RN licensure programs as to why qualified applicants were not admitted during the 2016-2017 report year (Table 15). Faculty salaries that are not competitive with those available in clinical practice went from second place to third place and the lack of qualified faculty moved up from third place to second place. Insufficient class space and clinical space ranked fourth and fifth, respectively. According to the American Association of Colleges of Nursing’s (AACN, 2017) report on *2016-2017 Enrollment and Graduations in Baccalaureate and Graduate Programs in Nursing*, U.S. nursing schools turned away 64,067 qualified applicants from baccalaureate and graduate nursing programs in 2016 due to an insufficient number of faculty, clinical sites, classroom space, clinical preceptors, and budget constraints. Most nursing schools responding to the survey pointed to faculty shortages as a reason for not accepting all qualified applicants into baccalaureate programs. In a report released by Georgetown University Center on Education and the Workforce McCourt School of Public Policy (2015), lack of faculty, lack of clinical placement sites, and lack of classroom space were identified as the major hurdles to training more nurses nationwide.

Table 15. Reasons Why Qualified Applicants Were Not Admitted to Pre-RN Licensure Programs in LA (2016-2017)

Rank	Reason Why Qualified Applicants Are Not Admitted to Pre-RN Licensure Programs in Louisiana
No. 1	Budgeted Faculty Position Not Available
No. 2	Qualified Faculty Not Available
No. 3	Faculty Salary Not Competitive

Enrollment in Pre-RN Licensure Programs in Louisiana

In the current report year, 14,166 students enrolled in post-secondary education settings in Louisiana declared nursing as their major (Table 16), which reflects a 16% decrease when compared to a 35% increase in the previous report year (16,813 in 2016). The number of students enrolled in clinical nursing courses increased by only four students. Between 2013 and 2017 there has been a five percent decrease in the number of students enrolled in clinical nursing courses (see Appendix C2 for a summary report on enrollments in pre-RN Licensure programs).

Table 16. Enrollment in Pre-RN Licensure Programs in LA (2013-2017)

Report Year	Enrollment (All Nursing Majors)	Enrollment in Clinical Nursing Courses
2017	14,166	5,470
2016	16,813	5,466
2015	12,420	5,599
2014	12,575	5,836
2013	14,050	5,780
1 & 5 Year Variance	↓16% / ↑1%	↑0.1% / ↓5%

In 2016-2017, 63% of the students enrolled in clinical nursing courses were enrolled in baccalaureate programs, 36% in AD programs, and one percent in the state’s only diploma program (Table 17).

Table 17. Pre-RN Licensure Programs Enrollment in LA (2013-2017)

Report Year	Diploma		Associate		Baccalaureate		Total
	No.	%	No.	%	No.	%	
2017	77	1%	1,946	36%	3,447	63%	5,470
2016	68	1%	1,858	34%	3,540	65%	5,466
2015	71	1%	1,793	32%	3,735	67%	5,599
2014	54	1%	1,823	31%	3,959	68%	5,836
2013	55	1%	1,835	32%	3,890	67%	5,780
1 & 5 Year Variance	↑13% / ↑40%		↑5% / ↑6%		↓3% / ↓11%		↑0.1% / ↓5%

Gender of Students Enrolled in Pre-RN Licensure Programs in Louisiana

Females represented 87% of students enrolled in pre-RN licensure programs in Louisiana in 2016-2017, while males represented 13% which is consistent with the previous report years. There was a four percent decrease in the number of males enrolled in pre-RN programs in 2016-2017 and over the past five years there has been a 13% decrease in the number of males enrolled in Louisiana’s pre-RN programs (Table 18).

Table 18. Gender of Students Enrolled in Pre-RN Licensure Programs in LA (2013-2017)

Report Year	Male		Female		Total RN Students
	#	%	#	%	
2017	687	13%	4,783	87%	5,470
2016	714	13%	4,752	87%	5,466
2015	731	13%	4,868	87%	5,599
2014	804	14%	5,032	86%	5,836
2013	788	14%	4,992	86%	5,780
1 & 5 Year Variance	↓4% / ↓13%		↑1% / ↓4%		↑0.1% / ↓5%

Racial Distribution of Students Enrolled in Pre-RN Licensure Programs in Louisiana

In 2016-2017, 66% of the students enrolled in pre-RN licensure programs in Louisiana were White, 24% Black/African American, three percent Hispanic/Latino, three percent Asian, and four percent *Other* (Table 19). Of the 237 students that were included in the category of *Other*, 50 self-reported that they were American Indian/Alaska Native, which represents a 16% increase (43 in 2015-2016), and 14 were

Native Hawaiian/Pacific Islander, a 58% decrease (33 in 2015-2016) when compared to the previous report year.

Table 19. Racial Distribution of Students Enrolled in Pre-RN Licensure Programs in LA (2013-2017)

Report Year	White		Black/African American		Hispanic/Latino		Asian		Other	
	#	%	#	%	#	%	#	%	#	%
2017	3,597	66%	1,305	24%	186	3%	145	3%	237	4%
2016	3,540	65%	1,307	24%	175	3%	149	3%	295	5%
2015	3,608	64%	1,411	25%	178	3%	162	3%	240	4%
2014	3,771	65%	1,492	26%	200	3%	146	3%	227	4%
2013	3,797	66%	1,449	25%	169	3%	116	2%	249	4%
1 & 5 Year Variance	↑2% / ↓5%		↓0.2% / ↓10%		↑6% / ↑10%		↓3% / ↑25%		↓20% / ↓5%	

Note: American Indian/Alaska Native (50), Native Hawaiian/Pacific Islander (14) were included in *Other* Total = 5,470.

Age of Students enrolled in Pre-RN Licensure Programs in Louisiana

Sixty-four percent (64%) of the students enrolled in pre-RN licensure programs in Louisiana in the current report year were between 17 and 25 years of age which is consistent with 2015-2016. There was a 12% increase in the number of students between 17 and 20 years of age that were enrolled in pre-RN programs and a three percent decrease in those students between 21 and 25 years old (Table 20).

Table 20. Age of Students Enrolled in Pre-RN Licensure Programs in LA (2013-2017)

Report Year	17-20		21-25		26-30		31-40		41-50		51-60		>61	
	#	%	#	%	#	%	#	%	#	%	#	%	#	%
2017	1,004	18%	2,520	46%	930	17%	726	13%	239	4%	49	1%	2	.04%
2016	894	16%	2,602	48%	895	16%	761	14%	265	5%	45	1%	4	.07%
2015	880	16%	2,662	48%	936	17%	794	14%	273	5%	50	1%	4	.07%
2014	981	17%	2,711	46%	950	16%	842	14%	297	5%	51	1%	1	.02%
2013	936	16%	2,477	43%	1,057	18%	894	15%	330	6%	75	1%	3	.05%
1 & 5 Year Variance	↑12% / ↑7%		↓3% / ↑2%		↑4% / ↓12%		↓5% / ↓19%		↓10% / ↓28%		↑9% / ↓35%		↓50% ↓33%	

Note: Total=5,470

Prior Education Status of Students Enrolled in Pre-RN Licensure Programs in Louisiana (2013-2017)

Between 2016 and 2017 there was a 11% increase in the number of LPNs enrolled in clinical nursing courses in pre-RN licensure programs in Louisiana compared to a 12% increase in the previous report year (see Table 21). There has been an overall 45% increase in the number of LPN students enrolled in clinical courses in pre-RN licensure programs over the last five years. Approximately 12% (683) of the students that were enrolled in clinical nursing courses in 2016-2017 possessed a degree in another field (552) or had prior education in another health field (131).

Table 21. Prior Education Status of Students Enrolled in Pre-RN Licensure Programs in Louisiana (2013-2017)

Year	Practical Nurses		Non-Traditional Students				Total
	No.	%	Other Health Field	%	Other Degree	%	Enrolled in Clinical
	No.	%	No.	%	No.	%	Total No.
2017	430	7.9%	131	2.4%	552	10.1%	5,470
2016	388	7.1%	131	2.4%	667	12.2%	5,466
2015	346	6.2%	92	1.6%	561	10.0%	5,599
2014	299	5.1%	108	1.9%	596	10.2%	5,836
2013	297	5.1%	187	3.2%	523	9.0%	5,780
1 & 5 Year Variance	↑11% / ↑45%		0% / ↓30%		↓17% / ↑6%		↑0.1% / ↓5%

Graduates from Pre-RN Licensure Programs in Louisiana

The number of graduates from Louisiana’s pre-RN licensure programs decreased by nine percent between 2016 and 2017. Between 2013 and 2017, there was an overall 17% decrease in the number of graduates. Sixty-three percent (1,181) of the 1,877 graduates in the 2016-2017 report year were from baccalaureate programs, 35% (665) were from AD programs, and two percent (31) were from the only diploma program in the state (Table 22). There was an overall decrease in the number of graduates from each type of nursing program. Over the last five years there has been a 33% decrease in the number of graduates from AD programs in Louisiana (see Appendix C2 for a summary report of RN graduates and Appendix C8 for the number of RN Graduates per program for 2016).

Table 22. Graduates of Pre-RN Licensure Programs in LA According to Program Type (2013-2017)

Report Year	Total No. of RN Graduates from Pre-RN Licensure Programs	Diploma		Associate		Baccalaureate	
		No.	%	No.	%	No.	%
2017	1,877	31	2%	665	35%	1,181	63%
2016	2,064	36	2%	731	35%	1,297	63%
2015	2,074	25	1%	761	37%	1,288	62%
2014	2,081	26	1%	770	37%	1,285	62%
2013	2,274	29	1%	999	44%	1,246	55%
1 & 5 Year Variance	↓9% / ↓17%	↓14% / ↑7%		↓9% / ↓33%		↓9% / ↓5%	

Non-Traditional Graduates from Louisiana’s Pre-RN Licensure Programs

There was an overall decrease in the number of non-traditional graduates from Louisiana’s pre-RN nursing programs in 2016-2017 (Table 23). Since 2013, there was a 40% decrease in the number of LPNs graduating from Louisiana’s LPN to AD programs and a 34% increase in the number of graduates from accelerated BSN programs.

Table 23. Non-Traditional Graduates from Louisiana’s Pre-RN Programs

Report Year	LPN to AD	LPN to BSN	Accelerated BSN
2017	103	21	78
2016	122	35	83
2015	101	29	118
2014	117	14	110
2013	173	24	58
1 & 5 Year Variance	↓16% / ↓40%	↓40% / ↓13%	↓6% / ↑34%

Gender, Racial Distribution and Age of Graduates from Pre-RN Licensure Programs in Louisiana

Females represented 88% of the graduates from Louisiana’s pre-RN licensure programs in 2016-2017, while males represented 12% which is in alignment with the gender distribution in the previous report year (Table 24).

Table 24. Gender of Graduates from Pre-RN Licensure Programs in Louisiana (2017)

Report Year	Male		Female		Total RN Students
	#	%	#	%	
Diploma	4	13%	27	87%	31
Associate	78	12%	587	88%	665
Baccalaureate	149	13%	1,032	87%	1,181
Total	231	12%	1,646	88%	1,877

Seventy percent (70%) of the graduates from pre-RN licensure programs in Louisiana were White, 21% were Black, three percent Hispanic, two percent Asian, and three percent *Other* in 2016-2017 (Table 25). The largest number of minority graduates were from baccalaureate programs (356) in 2016-2017.

Table 25. Racial Distribution of Graduates from Pre-RN Licensure Programs in Louisiana (2017)

Report Year	White		Black/African American		Hispanic/Latino		Asian		Other	
	#	%	#	%	#	%	#	%	#	%
Diploma Total = 31	25	81%	3	10%	1	3%	2	6%	0	0%
Associate Total = 665	471	71%	130	20%	17	3%	12	2%	35	5%
Baccalaureate Total = 1,181	825	70%	263	22%	34	3%	32	3%	27	2%
Total = 1,877	1,321	70%	396	21%	52	3%	46	2%	62	3%

Note: American Indian/Alaska Native (12) were included in *Other*.

Over half (54%) of the graduates from pre-RN programs in Louisiana in 2016-2017 were between 21 and 25 years of age, followed by 22% that were between 26 and 30 years old. Seventy percent (70%) of the graduates from BSN programs were between 21 and 25 years of age compared to 27% of the AD graduates and 29% of the diploma graduates (Table 26).

Table 26. Age of Graduates from Pre-RN Licensure Programs in LA (2017)

Report Year	17-20		21-25		26-30		31-40		41-50		51-60		>61	
	#	%	#	%	#	%	#	%	#	%	#	%	#	%
Diploma Total = 31	0	0%	9	29%	12	39%	6	19%	4	13%	0	0%	0	0%
Associate Total = 665	5	1%	182	27%	201	30%	189	28%	72	11%	12	2%	4	0.6%
Baccalaureate Total = 1,181	2	0.2%	828	70%	206	17%	108	9%	32	3%	3	0.3%	2	0.2%
Total = 1,877	7	0.4%	1,019	54%	419	22%	303	16%	108	6%	15	0.8%	6	0.3%

Pre-RN Licensure Students in Louisiana Performance on the NCLEX-RN

In 2017 there were a total of 1,897 RN candidates (2,057 in 2016) from nursing education programs in Louisiana that sat for the National Council Licensure Examination for Registered Nurses exam (NCLEX-RN), which represents an eight percent decrease in number. The passage rate on the NCLEX-RN Exam on the first take for these candidates was 92.83% compared to 89.16% in the previous year (Table 27). The overall national passage rate on the NCLEX-RN for 2017 was 87.12% compared to 84.56% in 2016 (see Appendix C1 for NCLEX-RN results by program). The passage rate on the NCLEX-RN for graduates from Louisiana’s pre-RN licensure programs continues to exceed that of the nation.

Table 27. Performance of First-Time Candidates Graduating from Pre-RN Licensure Programs in LA on NCLEX-RN (January 1, 2017 – December 31, 2017)

Program Type	No. Taking	No. Passing	% Passing
Diploma	32	27	84.38%
Associate Degree	684	615	89.91%
Baccalaureate Degree	1,181	1,119	94.75%
Grand Total	1,897	1,761	92.83%

Note: The National Average Passage Rate on the NCLEX-RN Examination was 87.12% for 2017.

There was an overall decrease in the number of graduates passing the NCLEX-RN exam from all types of pre-RN programs in Louisiana (Table 28).

Table 28. Summary Performance of First-Time Candidates Graduating from Pre-RN Licensure Programs in Louisiana on NCLEX-RN (2013-2017)

Report Year	Diploma		Associate		Baccalaureate		Passage Rate for LA %	Passage Rate for the Nation %
	No. Passing	% Passing	No. Passing	% Passing	No. Passing	% Passing		
2017	27	84.38%	615	89.91%	1,119	94.75%	92.83%	87.12%
2016	28	77.78%	643	87.48%	1,163	90.44%	89.16%	84.56%
2015	24	96.00%	670	87.69%	1,191	90.09%	89.29%	84.51%
2014	24	92.31%	628	83.07%	1,092	87.43%	85.87%	81.79%
2013	28	100%	805	85.46%	1,069	87.91%	87.01%	83.04%
1 & 5 Year Variance	↓4% / ↓4%		↓4% / ↓24%		↓4% / ↑5%		↑4% / ↑7%	↑3% / ↑5%

Faculty Teaching in Pre-RN Licensure Programs in Louisiana

To gauge the current level of demand for nurse faculty, data was obtained from the 2016-2017 Annual Reports submitted to LSBN by the Deans and Directors of pre-RN licensure programs and APRN programs in the state of Louisiana. Deans and Directors were asked to report the number of filled and vacant faculty positions in their pre-RN licensure programs as of October 15, 2017. These numbers are depicted by program type and full vs. part-time positions in Table 29. The number of full and part-time faculty positions fluctuate from year to year depending on the number of budgeted faculty positions, the availability of qualified faculty, and the school's need to fill full-time positions with part-time faculty.

There were a total of 470 budgeted full-time nurse faculty positions reported by Louisiana's pre-RN licensure programs as of October 15, 2017 compared to 447 on October 15, 2016 which reflects a five percent decrease from the previous year. There was also a two percent increase in the number of part-time faculty positions filled in 2017 (197) when compared to a 10% increase in 2016 (193). Fifteen (15) faculty positions were funded from grants, capitation funds, additional appointments, and/or other funding sources compared to 20 positions in 2016, which represents a 25% decrease in the number of faculty positions funded by other sources.

Table 29. Budgeted Nurse Faculty Positions in Pre-RN Licensure Programs in LA (2016-2017)

Program Type	Faculty Positions		Nurse Faculty Positions Funded from other Sources	Number of Nurse Faculty Teaching in Louisiana's Pre-RN Licensure Programs for the 2016-2017 Report Year
	Full-time	Part-time /Adjunct		
Diploma (1)	8	0	0	8
ADN (13)	138	66	5	204
BSN (14)	324	131	10	455
Total (28)	470	197	15	667

Note: Faculty funded from other sources was not included when reporting the total number of budgeted faculty.

Vacant Nurse Faculty Positions

There were a total of 26 vacant nurse faculty positions reported by Deans and Directors in the current report year, compared to 36 in the previous report year which represents a 28% decrease in the number of vacant nurse faculty positions across the state (Table 30). Fifteen (15) or 58% of the vacant nurse faculty positions were reported by Louisiana's AD programs and 11 or 42% were reported by BSN programs. The number of vacant full-time faculty positions will often determine the number of part-time positions needed. Many schools do not budget positions for part-time instructors, instead they are hired as needed.

Table 30. Vacant Nurse Faculty Positions Pre-RN Licensure Programs in LA (2016-2017)

Program Type	2013	2014	2015	2016	2017	1 & 5 Year Variance
Diploma	0	0	0	0	0	0% / 0%
ADN	9	12	17	19	15	↓21% / ↑67%
BSN	18	14	10	17	11	↑35% / ↓39%
Total	27	26	27	36	26	↓28% / ↓4%

New Nurse Faculty Appointments, Exceptions and use of Preceptors

A total of 100 new faculty appointments were reported by pre-RN licensure programs during the 2016-2017 report year compared to 114 in the previous year which represents a 12% decrease in the number of new faculty appointments (Table 31). New appointments include not only full-time faculty, but also part-time adjunct faculty that are hired for one or more semesters based on available funding. Sixty-eight percent (68%) of the new faculty appointments were for BSN programs and 32% were for AD programs. There were no new faculty appointment reported for the state's one diploma program.

Faculty exceptions are granted to pre-RN licensure programs upon approval of the Board for a pre-approved time period. According to LSBN Rules and Regulations, Title 46, Part XLVII, Chapter 35, No. 3515 B.8, the number of faculty exceptions shall not exceed 20 % of the number of full-time nurse faculty employed (not FTE) in the program. The need for faculty exceptions is indicative of the lack of available qualified nurse faculty. The number of faculty exceptions requested by pre-RN licensure programs went from 32 in 2016, to 33 in 2017, which represents a three percent increase in the number of faculty exceptions utilized by pre-RN licensure programs when compared to the previous year.

Preceptors are valuable resources in nursing education. Preceptors are used only during the last two academic semesters of a baccalaureate program and during one of the last two semesters of a diploma or associate degree program (LSBN Rules and Regulations, Title 46, XLVII, Chapter 35, No.3541B). In preceptor-student relationships, nursing faculty retain the responsibility for selecting, guiding, and evaluating student learning experiences with input from the preceptor. In the 2016-2017 report year there were a total of 923 preceptors used by pre-RN licensure programs, compared to 913 in 2015-2016 which reflects a one percent increase in the number of preceptors used by pre-RN licensure programs over the last year.

Table 31. New Faculty Appointments, Exceptions and use of Preceptors (2016-2017)

Program Type	No. of New Faculty Appointments	No. of Faculty Exceptions	Preceptors
Diploma (1)	0	0	0
ADN (12)	32	10	41
BSN (13)	68	23	882
Total (26)	100	33	923

Nursing Faculty Attrition

Faculty attrition due to faculty leave, resignation, retirement, death or termination contributes to an ongoing demand for nurse faculty (Table 32). In 2016-2017 a total of 13 faculty were on leave compared to 17 in 2015-2016 (24% decrease). There were a total of 50 resignations in 2016-2017, compared to 55 in 2014-2015 (9% decrease); 23 retirements (31 in 2015-2016), a 26% decrease; 23 terminations (33 in 2015-2016), a 30% decrease; and three deaths (zero deaths in 2015-2016).

Table 32. Faculty Attrition: Leave, Resignation, and Retirement/Termination (2016-2017)

Program Type	No. of Faculty on Leave	No. of Faculty Resignations	No. of Faculty Retirements/Terminations/Deaths
Diploma (1)	0	0	0 Retirements/ 0 Terminations /0 Deaths
ADN (12)	6	17	10 Retirements/ 10 Terminations /1 Deaths
BSN (13)	7	33	13Retirements/ 13Terminations/2 Deaths
Total (26)	13	50	23 Retirements/ 23Terminations/ 3 Deaths

Educational Preparation of Nurse Faculty

The Institute of Medicine Report on the Future of Nursing: *Leading Change, Advancing Health* recommends that the proportion of nurses with a BSN be increased to 80% and the number of nurses with a doctorate be doubled by 2020 (IOM Report, 2011). According to the Carnegie Study (Benner, Sutphen, Leonard and Day, 2010), in order to meet the projected shortages for registered nurses, nursing education programs must increase their capacity by approximately 90%. The educational preparation of nursing faculty is essential. In order to properly educate the next generation of RNs, nurse faculty must be prepared to teach nursing students how to care for clients with complex diagnoses and treatment plans; be familiar with essential principles of teaching and learning; be able to appropriately use the newest teaching learning healthcare technology; and have the ability to engage nursing students in the teaching-learning process.

The Southern Association of Colleges and Schools (SACS) require that at least 25% of nursing course hours in a Baccalaureate Nursing program be taught by faculty members holding the terminal degree (2012). According to Table 33, in 2016-2017, approximately 22% (172) of the faculty teaching in pre-RN licensure programs were prepared at the doctoral level (a two percent increase); 74% (584) were Masters prepared (a three percent decrease); and four percent (31) reported that their highest degree in nursing was a baccalaureate degree (no change).

Table 33. Educational Preparation of Faculty (2016-2017)

Program Type	No. of Doctorally Prepared Faculty	No. of Masters Prepared Faculty	No. of BSN Faculty Exceptions
Diploma (1)	1	9	0
ADN (13)	22	213	9
BSN (12)	149	362	22
Total (26)	172 (22%)	584 (74%)	31(4%)

Note: Total = 787

There was a 25% increase in the number of faculty holding a DNP teaching in pre-RN licensure programs in Louisiana in 2016-2017, and a 16% decrease in the number holding a PhD in a related field; however, the number of nurse faculty holding a PhD in nursing went from 46 in 2015-2016 to 45 in 2016-2017 (Table 34). Since 2013, there has been a 114% increase in the number of faculty teaching in Louisiana's pre-RN licensure programs holding a DNP. Approximately one third (34%) of the nurse faculty with doctoral degrees teaching in Louisiana's pre-RN programs have the DNP as their terminal degree.

Table 34. Doctoral Prepared Faculty Teaching in Pre-RN Licensure Programs

	DNS	DNP	PhD Nursing	PhD Related Field
2017	24	60	45	43
2016	23	48	46	51
2015	23	42	46	45
2014	30	31	44	46
2013	32	28	40	46
1 & 5 Year Variance	↑4% / ↓25%	↑25% / ↑114%	↓2% / ↑13%	↓16 / ↓7

Note: Total = 172

Board of Regents Nursing Faculty Stipends

According to the 2016-2017 annual reports from pre-RN licensure programs, 66 nurse faculty employed by pre-RN licensure programs in Louisiana were previous recipients of the Board of Regents (BOR) Nursing Faculty Stipends which represents a 14% decrease in number when compared to the previous year and a 42% decrease over the past five years (Table 35). A total of eight nurse faculty (6 pursuing a Doctoral degree and two pursuing a Master’s degree) were funded by the BOR Nurse Faculty Stipend program in 2016-2017 compared to 11 nurse faculty (all pursuing doctoral degrees) in 2015-2016 which represents a 27% decrease in the number of faculty stipend recipients reported by deans and directors.

Table 35. Board of Regents Faculty Stipend Recipients

BOR Stipend Recipients	Masters	Doctoral	2015 Faculty that were BOR Stipends Recipients (Masters and Doctorate)
2016-2017	2	6	66
2015-2016	0	11	77
2014-2015	3	0	84
2013-2014	1	0	89
2012-2013	1	0	113
1 & 5 Year Variance			↓14% / ↓42%

Nurse Faculty Salaries

According to the American Association of Colleges of Nursing, faculty shortages at nursing schools across the country are limiting student capacity at a time when the need for professional registered nurses continues to grow (AACN, 2017). As stated previously, noncompetitive salaries for nursing faculty has consistently been cited as one of the major contributing factors as to why hundreds of qualified students are not admitted to Louisiana’s pre-RN licensure programs each year. Noncompetitive salaries leads to an inadequate number of filled nurse faculty positions which is cited as a major reason for denying admission to qualified students (AACN, 2017). The Southern Regional Education Board (SREB) mean salary for full-time instructional faculty teaching in four year colleges or universities in 2015-2016, was \$115,068 for Professors, \$82,371 for Associate Professors, \$70,701 for Assistant Professors and \$49,584 for Instructors (2017). Mean salaries for all levels of nursing faculty in Louisiana, except for instructors, remain below the SREB mean for four year public colleges (Table 36). For example, the average salary for an Associate Professor teaching in Louisiana’s pre-RN programs is \$66,487 compared to the SREB mean of \$82,371. In contrast, according to the Bureau of Labor Statistics (2017), the average salary for Nurse Practitioners is \$104,610 and the median salary is \$100,910. The higher compensation in clinical and private-sector settings is luring current and potential

nurse educators away from teaching (AACN, 2017). Joynt and Kimball (2008), authors of a white paper entitled *Blowing Open the Bottleneck: Designing New Approaches to Increase Nurse Education Capacity* stated, “While nursing faculty compensation adjustments alone will not solve the nursing education capacity problem, the value of the educators must be acknowledged and rewarded in order to move forward” (p.12).

Table 36. Mean Salaries for Nursing Faculty (2013-2017)

Faculty Role/Rank	Instructor	Assistant Professor	Associate Professor	Professor
2017	\$56,019	\$59,465	\$66,487	\$79,302
2016	\$54,725	\$58,728	\$67,224	\$78,975
2015	\$53,652	\$58,203	\$68,954	\$81,145
2014	\$52,497	\$56,745	\$65,414	\$85,801
2013	\$51,916	\$57,687	\$66,807	\$86,709
1 & 5 Year Variance	↑2% / ↑8%	↑1% / ↑3%	↓1% / ↑0.5%	↑0.4% / ↓9%

Note: Salaries in terms of length of appointment (9 month, 10 month, or 12 month) could not be determined based on information provided in the annual report.

Nurse Faculty in Louisiana Demographics

Age

In 2016-2017, 54% (404) of the nurse faculty in Louisiana were 51 and older (Table 37). Twenty-three percent (176) of the faculty teaching in Louisiana’s pre-RN licensure programs were 61+ years. According to AACN’s report on *2015-2016 Salaries of Instructional and Administrative Nursing Faculty*, 2016-2017 Nursing Faculty Shortage Fact Sheet, the average ages of doctorally-prepared nurse faculty holding the ranks of professor, associate professor, and assistant professor were 62.2, 57.6, and 51.1 years, respectively. For master’s degree-prepared nurse faculty, the average ages for professors, associate professors, and assistant professors were 57.8, 56.6, and 50.9 years, respectively (AACN, 2017). A wave of retirements is expected within the next 10 years among faculty teaching in nursing programs across the country (AACN, 2017).

Table 37. Age Ranges for Nurse Faculty (2013-2017)

Age Category	No. of Faculty 2013		No. of Faculty 2014		No. of Faculty 2015		No. of Faculty 2016		No. of Faculty 2017	
	#	%	#	%	#	%	#	%	#	%
20-30	19	2%	28	4%	24	3%	27	4%	21	3%
31-40	160	17%	131	17%	125	17%	139	18%	147	19%
41-50	245	27%	186	24%	192	25%	182	24%	183	24%
51-60	344	37%	289	38%	272	36%	252	33%	228	30%
61-65	113	12%	95	12%	101	13%	124	16%	126	17%
66-70	21	2%	29	4%	28	4%	33	4%	41	5%
> 70	16	2%	12	2%	11	1%	12	2%	9	1%
Total Faculty Reporting Age	918	100%	770	100%	753	100%	769	100%	755	100%

Gender

Historically, the vast majority of faculty teaching in Louisiana’s pre-RN licensure programs are female. As can be seen in Table 38, in 2016-2017, females represented 94% of the faculty teaching in the pre-RN programs. It is interesting to note that there was an 11% increase in the number of male nurse faculty in 2016-2017 and a two percent decrease in the number of females.

Table 38. Gender of Nurse Faculty Teaching in Pre-RN Licensure Programs in LA (2013-2017)

Report Year	Male		Female		Total Number of Nurse Faculty
	#	%	#	%	
2017	42	6%	713	94%	755
2016	38	5%	731	95%	769
2015	43	6%	710	94%	753
2014	43	6%	728	94%	771
2013	51	6%	870	94%	921
1 & 5 Year Variance	↑11% / ↓18%		↓2% / ↓18%		↓2% / ↓18%

Ethnicity

Approximately 30% (230) of the faculty teaching in Louisiana’s pre-RN licensure programs are minorities: 28% Black/African American, one percent Hispanic/Latino, less than one percent Asian and *Other* (Table 39).

Table 39. Racial Distribution of Nurse Faculty Teaching in Pre-RN Licensure Programs in LA (2013-2017)

Report Year	White		Black/African American		Hispanic/ Latino		Asian		Other	
	#	%	#	%	#	%	#	%	#	%
2017	525	70%	213	28%	9	1%	5	0.1%	3	0.4%
2016	523	68%	230	30%	8	1%	4	0.5%	4	0.5%
2015	507	67%	234	31%	8	1%	2	0.3%	2	0.3%
2014	510	66%	248	32%	6	0.8%	4	0.5%	3	0.4%
2013	651	71%	256	28%	8	1%	4	0.4%	2	0.2%
1 & 5 Year Variance	↑0.4% / ↓19%		↓7% / ↓17%		↑13% / ↑13%		↑25% / ↑25%		↓25% / ↑50%	

Note: Total=755

Graduate Nursing Programs in Louisiana

Advanced Practice Registered Nurse (APRN) Education in Louisiana

Graduate Nursing Programs across the state afford RNs in Louisiana the opportunity to become an advanced practice registered nurse (APRN) in three of four roles; Nurse Practitioner, Clinical Nurse Specialist, and Certified Registered Nurse Anesthetist. There are currently no programs offering the Certified Nurse Midwife (CNM) role in Louisiana. Table 40 provides a listing of the type of role and specialty areas offered by graduate nursing programs in Louisiana. A list of LSBN Approved Graduate Nursing Programs can also be found in Appendix B.

Table 40. Advanced Practice Registered Nurse Programs in Louisiana (2017)

Master's Program	Specialties	Roles*
Franciscan Missionaries of Our Lady University (Formally our Lady of the Lake)	Nurse Anesthesia Family	CRNA NP
Grambling State University	Family Pediatrics	NP NP
Intercollegiate Consortium for a Master of Science in Nursing (ICMSN) <ul style="list-style-type: none"> • McNeese State University • Nicholls State University • Southeastern Louisiana University • University of Louisiana at Lafayette 	Psychiatric / Mental Health Family	NP NP
LSU Health Science Center	Adult Gerontology Health Adult Gerontology Acute Care Adult Gerontology Primary Care Neonatal Primary Care Family Psychiatric Mental Health Anesthesia	CNS NP NP NP NP NP CRNA
Loyola University	Family	NP
Northwestern State University	Family Women's Health Primary Care Pediatric Adult Gerontology Acute Care Adult Gerontology Primary Care Psychiatric Mental Health	NP NP NP NP NP NP
Southeastern Louisiana University / University of Louisiana Lafayette	Family	NP
Southern University	Family	NP

Note: Advanced Practice Registered Nurse Roles: Nurse Practitioner (NP), Clinical Nurse Specialist (CNS), Certified Registered Nurse Anesthetist (CRNA).

Admission to APRN Programs in Louisiana

In the 2016-2017 report year, there was a 21% increase in the number of students admitted to APRN programs in Louisiana when compared to less than a one percent increase in the previous report year (Table 41). The APRN role with the greatest increase in number of admits in the current report year was the NP. Since 2015, there have been no admits to the CNS role in Louisiana's APRN programs.

Table 41. Admission to APRN Programs in LA (2013-2017)

Report Year	No. of Students Admitted to NP Programs	No. of Students Admitted to CNS Programs	No. of Students Admitted to CRNA Programs	Total No. of Students Admitted to APRN Programs
2017	544	0	78	622
2016	449	0	77	526
2015	445	0	72	517
2014	438	2	76	516
2013	473	5	75	553
1 & 5 Year Variance	↑21% / ↑15%	0% / ↓100	↑1% / ↓4%	↑18% / ↑12%

Enrollment in APRN Programs in Louisiana

There was an overall three percent decrease in the number of students enrolled in Louisiana’s APRN programs in the current report year (Table 42).

Table 42. Enrollment in APRN Programs in LA (2013-2017)

Report Year	No. of Students Enrolled in NP Programs	No. Students Enrolled in CNS Programs	No. Students Enrolled in CRNA Programs	Total No. Students Enrolled in APRN Programs
2017	1,049	2	156	1,207
2016	1,088	1	158	1,247
2015	751	4	149	904
2014	932	8	147	1,087
2013	1,023	7	148	1,178
1 & 5 Year Variance	↓4% / ↑3%	↑100% / ↓71%	↓1% / ↑5%	↓3% / ↑2%

Note: There were 304 students enrolled in Louisiana’s BSN-DNP APRN programs during the 2016-2017 report year (NP=146; CRNA=156; CNS=2) which are reflected in Table 42.

Gender of Students Enrolled in APRN Programs in Louisiana

Eighty-three percent (83%) of the students enrolled in APRN programs in Louisiana were female and 17% were male (Table 43).

Table 43. Gender of Students Enrolled in APRN Programs in Louisiana (2013-2017)

Report Year	Male		Female		Total APRN Students
	#	%	#	%	
2017	211	17%	996	83%	1,207
2016	216	17%	1,031	83%	1,247
2015	170	19%	734	81%	904
2014	208	19%	879	81%	1,087
2013	209	18%	969	82%	1,178
1 & 5 Year Variance	↓2% / ↓1%		↓3% / ↑3%		↓3% / ↑2%

Ethnicity of Students Enrolled in APRN Programs in Louisiana (2013-2017)

In 2016-2017, 29% of the students enrolled in Louisiana’s APRN programs were minorities compared to 26% in 2015-2016 (Table 44). There was a 23% increase in the number of Hispanic/Latino students enrolled since the previous report year and a 76% increase over the last five years. Since 2013, there has been a seven percent decrease in the number of Black/African American students enrolled in Louisiana’s APRN programs.

Table 44. Ethnicity of Students Enrolled in APRN Programs in LA (2013-2017)

Report Year	White		Black/African American		Hispanic / Latino		Asian		Other	
	#	%	#	%	#	%	#	%	#	%
2017	854	71%	253	21%	37	3%	29	2%	34	3%
2016	924	74%	235	19%	30	2%	27	2%	31	2%
2015	601	66%	231	26%	21	2%	18	2%	33	4%
2014	797	73%	217	20%	23	2%	24	2%	26	2%
2013	842	71%	271	23%	21	2%	23	2%	21	2%
1 & 5 Year Variance	↓8% / ↑1%		↑8% / ↓7%		↑23% / ↑76%		↑7% / ↑26%		↑10% / ↑62%	

Note: American Indian/Alaska Native (1) and Native Hawaiian/Pacific Islander (2) was included in *Other*. Total = 1,207.

Age of Students enrolled in APRN Programs in Louisiana

Seventy-six percent (76%) of the students enrolled in APRN programs in Louisiana for the 2016-2017 report year were between 26 and 40 years of age (Table 45). There was a 15% increase in the number of students enrolled in APRN programs in Louisiana that were between 26 and 30 years of age and a 19% decrease in students between 41 and 50 years of age.

Table 45. Age of Students Enrolled in APRN Programs in LA (2013-2017)

Report Year	17-20		21-25		26-30		31-40		41-50		51-60		>61	
	#	%	#	%	#	%	#	%	#	%	#	%	#	%
2017	0	0%	83	7%	444	37%	478	40%	162	13%	39	3%	1	0.1%
2016	0	0%	95	8%	386	31%	508	41%	201	16%	53	4%	4	0.3%
2015	0	0%	96	11%	273	30%	345	38%	160	18%	28	3%	2	0.2%
2014	0	0%	91	8%	413	38%	395	36%	131	12%	54	5%	2	0.2%
2013	0	0%	109	9%	413	35%	462	39%	153	13%	38	3%	2	0.2%
1 & 5 Year Variance	0% / 0%		↓13% / ↓24%		↑15% / ↑8%		↓6% / ↑3%		↓19% / ↑6%		↓26% / ↑3%		↓75% / ↓50%	

Note: Total = 1,207

Graduates from APRN Programs in Louisiana

In the 2016-2017 report year, there were a total of 372 graduates from Louisiana's APRN programs (Table 46) which represents a seven percent decrease when compared to 398 graduates in the previous report year (2015-2016). The majority of the graduates were from NP programs (83%), followed by CRNA programs which produced 17% of the graduates. There were no graduates from CNS programs in the current report year.

Table 46. Graduates from APRN Programs in Louisiana According to Program Type (2013-2017)

Report Year	Total No. of APRN Graduates	NP		CNS		CRNA	
		No.	%	No.	%	No.	%
2017	372	309	83%	0	0%	63	17%
2016	398	331	83%	3	0.8%	64	16%
2015	346	277	80%	3	1%	66	19%
2014	342	280	82%	1	0.3%	61	18%
2013	323	255	79%	5	2%	63	20%
1 & 5 Year Variance	↓7% / ↑15%	↓7% / ↑21%		↓100% / ↓100%		↓2% / ↑0%	

Note: NP postmasters DNP graduates (11) were not included in these numbers because they did not add to the number in the workforce.

Gender, Racial Distribution and Age of Graduates in Louisiana’s APRN Programs

In 2016-2017 females represented 87% of the graduates from Louisiana’s APRN programs (Table 47). The majority of the graduates from CRNA programs were men (62%).

Table 47. Gender of Graduates from APRN Programs in Louisiana (2017)

Report Year	Male		Female		Total APRN Graduates
	#	%	#	%	
NP	41	13%	268	87%	309
CNS	0	0%	0	100%	0
CRNA	39	62%	24	38%	63
Total	80	24%	292	76%	372

Seventy-six percent (76%) of the graduates from APRN programs in Louisiana were White, 19% were Black/African American, two percent Hispanic/Latino, one percent Asian, and two percent *Other* (Table 48). The number of minority graduates from CRNA programs went from five in 2015-2016 to 15 in 2016-2017 which represents a 200% increase in number.

Table 48. Racial Distribution of Graduates from APRN Programs in Louisiana (2017)

Report Year	White		Black/African American		Hispanic/Latino		Asian		Other	
	#	%	#	%	#	%	#	%	#	%
NP Total = 309	234	76%	60	19%	6	2%	4	1%	5	2%
CNS Total = 0	0	0%	0	0%	0	0%	0	0%	0	0%
CRNA Total = 63	48	76%	8	13%	2	3%	4	6%	1	2%
Total = 372	282	76%	68	18%	8	2%	8	2%	6	2%

Note: American Indian/Alaska Native (2); Native Hawaiian/Pacific Islander (0) included in *Other*.

Forty-six percent (46%) of the graduates from APRN programs in Louisiana were between 31 and 40 years of age (Table 49). Over a third of the graduates (36%) were between 26 and 30 years. Fifty-nine percent of the graduates from CRNA programs were between 26-30 years of age.

Table 49. Age of Graduates from APRN Programs in LA (2017)

Report Year	17-20		21-25		26-30		31-40		41-50		51-60		>61	
	#	%	#	%	#	%	#	%	#	%	#	%	#	%
NP Total = 309	0	0%	15	5%	114	37%	129	42%	33	11%	17	6%	1	0.3%
CNS Total = 0	0	0%	0	0%	0	0%	0	0%	0	0%	0	0%	0	0%
CRNA Total = 63	0	0%	0	0%	31	49%	31	49%	1	2%	0	0%	0	0%
Total = 372	0	0%	15	4%	145	39%	160	43%	34	9%	17	5%	1	0.3%

Performance of APRN Graduates on Certification Exams

Certification examinations taken by graduates from Louisiana’s APRN programs include but are not limited to the American Nurses Credentialing Center (ANCC), the American Academy of Nurse Practitioners (AANP), the Council on Certification for Nurse Anesthetists (CCNA), the National Certification Corporation (NCC), the Pediatric Nursing Certification Board (PNCB), and the American Association of Critical Care Nurses (AACCN). In 2016-2017, 368 APRN candidates sat for their respective certification exams. Three hundred and forty-six (346) candidates successfully passed their certification exams resulting in a 94.02% passage rate for the state (Table 50).

Table 50. Overall Performance on APRN Certification Exams by Graduates of Louisiana’s APRN Programs (2013-2017)

Report Year	No. Taking Exam	No. Passing Exam	Passage Rate %
2017	368	346	94.02
2016	351	324	92.31
2015	339	326	96.17
2014	326	311	95.40
2013	274	266	97.08
1 & 5 Year Variance	↑5% / ↑34%	↑7% / ↑30%	↑2% / ↓3%

Graduate Nursing Programs in Louisiana Offering Non-Licensure Degrees in Nursing Education and Nursing Administration/Executive

In order to better inform policy makers about nursing workforce demand and to be able to predict future nursing workforce needs, it is important to identify the number of nurses that are being prepared to take on faculty positions in Louisiana, as well as leadership positions within various healthcare systems. A major limitation related to reporting on enrollment of Louisiana’s RNs in APRN and non-licensure Graduate Nursing programs is the inability to track those nurses that are enrolled in online or out-of-state programs that are not under the jurisdiction of the Board of Nursing. Five of Louisiana’s Graduate Nursing Programs offer Graduate Degrees in Nursing Education and five offer a Graduate Degree in Nursing Administration/Executive (Table 51). The University of Louisiana at Monroe began offering the Clinical Nurse Leader Program with Gerontology as a specialty in 2016. LSBN has jurisdiction over graduate nursing programs that lead to the APRN degree which require licensure, but not those that lead to a non-licensure Graduate degree in Nursing Education, Nursing Administration/Executive, and the Clinical Nurse Leader.

Table 51. Non-Licensure Graduate Nursing Programs in Louisiana (2016-2017)

Master's Program	Specialties	Roles
Grambling State University	Nursing Education	Nursing Educator
Intercollegiate Consortium for a Master of Science in Nursing (ICMSN) <ul style="list-style-type: none"> • McNeese State University • Nicholls State University • Southeastern Louisiana University • University of Louisiana at Lafayette 	Nursing Education Nursing Administration/Nurse Executive	Nurse Educator Nurse Administrator/Executive
Loyola University	Nursing Education Health Care Systems Management Post Master's to DNP Executive Leadership Track	Nurse Educator Nurse Administrator Nurse Executive
LSU Health Science Center	Nursing Education Nursing Administration Post-Master's to DNP, Executive Leadership Track Post-Master's to DNP Public/Community Health Nurse	Nurse Educator Nurse Administrator Nurse Executive
Northwestern State University	Nursing Education Nursing Administration	Nurse Educator Nurse Administrator
Southern University	Nursing Education Nursing Administration	Nurse Educator Nursing Administrator
University of Louisiana Monroe	Gerontology	Clinical Nurse Leader

Admission to Non-Licensure Graduate Nursing Programs in Louisiana in 2016-2017

In the 2016-2017 report year, 89 RN students were admitted to Louisiana's non-licensure graduate programs in Nursing Education and Nursing Administration/Executive (Table 52) which represents a 34% decrease in number when compared to the previous report. The majority of the students (61%) were admitted to Nursing Administration/Executive programs across the state, yet there was a 53% decrease in the number of students admitted to the administrative/executive programs. Nursing Education programs admitted 35 graduate nursing students which represents an 84% increase in the number of students selecting nursing education as a focus for graduate study.

Of the 711 students admitted to graduate nursing programs across the state, 622 (87%) were admitted to APRN programs, 54 (eight percent) were admitted to Nursing Administration programs, and 35 (five percent) were admitted to Nursing Education programs in 2016-2017.

Table 52. Admissions to Non-Licensure Graduate Nursing Programs in Louisiana (2013-2017)

Report Year	No. of Students Admitted to Nursing Education Programs	No. of Students Admitted to Nursing Administration/Executive Programs	Total No. of Students Admitted to Non-Licensure Graduate Nursing Programs
2017	35	54	89
2016	19	115	134
2015	22	192	163
2014	20	225	245
2013	7	253	260
1 & 5 Year Variance	↑84% / ↑400%	↓53% / ↓79%	↓34% / ↓66%

Note: Students admitted in the Clinical Nurse Leader Program (6) were not included in these numbers.

Enrollment in Non-Licensure Graduate Nursing Programs in Louisiana

In the 2016-2017 report year, a total of 232 RN students were enrolled in Louisiana’s non-licensure graduate programs - Nursing Education and Nursing Administration/Executive, which reflects a 29% decrease in number when compared to 2015-2016 (Table 53). Although there was a decrease in actual numbers by 41%, the majority of the students (168) were enrolled in Nursing Administration programs across the state. There were 64 RN students enrolled in Nursing Education programs during the current report year compared to 41 in the previous year, which represents a 56% increase in enrollment.

Of the 1,439 (1,572 in 2015-2016) students enrolled in graduate nursing programs across the state, an eight percent decrease in number, 1,207 (84%) were enrolled in APRN programs, 168 (12%) were enrolled in Nursing Administration/Executive programs, and 64 (four percent) were enrolled in Nursing Education programs during the 2016-2017 report year.

Table 53. Enrollment in Non-Licensure Graduate Nursing Programs in Louisiana (2013-2017)

Report Year	No. of Students Enrolled in Nursing Education Programs	No. of Students Enrolled in Nursing Administration/Executive Programs	Total No. of Students Enrolled in Non-Licensure Graduate Nursing Programs
2017	64	168	232
2016	41	284	325
2015	28	309	337
2014	29	426	455
2013	26	434	460
1 and 5 Year Variance	↑56% / ↑146%	↓41% / ↓61%	↓29% / ↓50%

Note: Students enrolled in the Clinical Nurse Leader Program (6) were not included in these numbers.

Gender of Students Enrolled in Non-Licensure Graduate Nursing Programs in Louisiana

Table 54 illustrates that the vast majority of students enrolled in non-licensure graduate nursing programs in Louisiana are female (94%). In the current report year there were 12 males enrolled in

Nursing Administration/Executive programs (27 males in 2015-2016) and three enrolled in Nursing Education programs (one male in 2015-2016).

Table 54. Gender of Students Enrolled in Non-Licensure Graduate Programs in Louisiana (2013-2017)

Report Year	Male		Female		Total Non-Licensure Students
	#	%	#	%	
2017	15	6%	217	94%	232
2016	28	9%	297	91%	325
2015	13	4%	324	96%	337
2014	32	7%	423	93%	455
2013	43	9%	417	91%	460
1 & 5 Year Variance	↓46% / ↓65%		↓27% / ↓48%		↓29% / ↓50%

Ethnicity of Students Enrolled in Non-Licensure Graduate Nursing Programs in Louisiana

Thirty-seven percent (37%) of the students enrolled in non-licensure graduate programs were minorities (Table 55). The racial make-up for students enrolled in nursing education programs was 87% (49) White, 21% (14) Black/African American, and two percent (1) Hispanic/Latino. The racial make-up for students enrolled in the nursing administration programs was 58% (98) White, 26% (44) Black/African American, five percent (8) Asian, four percent (6) Hispanic/Latino, less than one percent American Indian/Alaska Native (one), and Native Hawaiian/Pacific Islander (one), and six percent (10) ‘Other.’

Table 55. Ethnicity of Students Enrolled in Non-Licensure Graduate Nursing Programs in Louisiana (2013-2017)

Report Year	White		Black/African American		Hispanic/Latino		Asian		Other	
	#	%	#	%	#	%	#	%	#	%
2017	147	63%	58	25%	7	3%	8	3%	12	5%
2016	221	68%	61	19%	10	3%	17	5%	16	5%
2015	225	67%	78	23%	4	1%	4	1%	26	8%
2014	273	60%	103	23%	18	4%	19	4%	42	9%
2013	318	69%	78	17%	26	6%	12	3%	24	5%
1 & 5 Year Variance	↓33% / ↓54%		↓5% / ↓26%		↓30% / ↓73%		↓53% / ↓33%		↓25% / ↓50%	

Note: American Indian/Alaska Native (1), Native Hawaiian/Pacific Islander (1) included in *Other*, Total=232.

Age of Students enrolled in Non-Licensure Graduate Nursing Programs in Louisiana

In 2016-2017, 41% of the students enrolled in Louisiana’s non-licensure graduate nursing programs were between 31 and 40 years of age and 31% were between 41 and 50 years old (Table 56). Thirteen percent of the students enrolled in non-licensure graduate nursing programs were 30 years of age and younger.

Table 56. Age of Students Enrolled in Non-Licensure Graduate Nursing Programs in LA (2013-2017)

Report Year	17-20		21-25		26-30		31-40		41-50		51-60		>61	
	#	%	#	%	#	%	#	%	#	%	#	%	#	%
2017	0	0%	8	3%	21	9%	96	41%	72	31%	34	15%	1	0.4%
2016	0	0%	6	2%	35	11%	108	33%	107	33%	61	19%	8	2%
2015*	0	0%	11	3%	34	10%	123	36%	109	32%	54	16%	6	2%
2014	0	0%	11	2%	47	10%	139	30%	155	34%	90	20%	14	3%
2013	0	0%	10	2%	51	11%	142	31%	155	34%	88	19%	14	3%
1 & 5 Year Variance	0% / 0%		↑33% / ↓20%		↓40% / ↓59%		↓11% / ↓32%		↓32% / ↓54%		↓44% / ↓61%		↓88% / ↓93%	

Note: Total (2017) = 232

Non-Licensure Graduate Nursing Programs in Louisiana

In the 2016-2017 report year, the majority of the graduates from non-licensure graduate nursing programs (89%) were from Nursing Administration/Executive programs and 11% were from Nursing Education programs (Table 57).

Table 57. Graduates from Non-Licensure Graduate Nursing Programs in Louisiana According to Program Type (2013-2017)

Report Year	No. of Nursing Education Graduates		No. of Nursing Administration Graduates		Total No. of Graduates from Non-Licensure Graduate Nursing Programs
	#	%	#	%	
2017	10	11%	78	89%	88
2016	10	5%	206	95%	216
2015	11	7%	151	93%	162
2014	12	7%	164	93%	176
2013	18	9%	172	91%	190
1 & 5 Year Variance	0% / ↓44%		↓62% / ↓55%		↓59% / ↓54%

Gender, Racial Distribution and Age of Graduates from Non-Licensure Graduate Nursing Programs in Louisiana

In 2016-2017, females represented 93% of the graduates from Louisiana's non-licensure graduate nursing programs in 2016-2017, while males represented seven percent (Table 58).

Table 58. Gender of Graduates from Non-Licensure Graduate Nursing Programs in Louisiana (2017)

Report Year	Male		Female		Total APRN Graduates
	#	%	#	%	
Education	1	10%	9	90%	10
Administration	5	6%	73	94%	78
Total	6	7%	82	93%	88

Sixty percent (60%) of the graduates from non-licensure graduate nursing programs in Louisiana were White and 40% were Black/African American. There were no Hispanic/Latino, Asian, or *Other* race graduates from these programs in 2016-2017 (Table 59).

Table 59. Racial Distribution of Graduates from Non-Licensure Graduate Nursing Programs in Louisiana (2017)

Report Year	White		Black/African American		Hispanic/Latino		Asian		Other	
	#	%	#	%	#	%	#	%	#	%
Education Total = 10	6	60%	4	40%	0	0%	0	0%	0	0%
Administration/ Executive Total = 78	55	71%	12	15%	3	4%	2	3%	6	8%
Total = 88	61	69%	16	18%	3	3%	2	2%	6	7%

The majority (64%) of the graduates from non-licensure graduate nursing programs in Louisiana were between 31 and 50 years old (Table 60). Twenty-three percent were between 51 and 60 years of age.

Table 60. Age of Graduates from Non-Licensure Graduate Nursing Programs in LA (2017)

Report Year	17-20		21-25		26-30		31-40		41-50		51-60		>61	
	#	%	#	%	#	%	#	%	#	%	#	%	#	%
Education Total = 10	0	0%	0	0%	2	20%	6	60%	1	10%	1	10%	0	0%
Administration Total = 78	0	0%	2	3%	7	9%	22	28%	27	35%	19	24%	1	1%
Total = 88	0	0%	2	2%	9	10%	28	32%	28	32%	20	23%	1	1%

Nurse Faculty Teaching in Graduate Nursing Programs in Louisiana

Educational Preparation of Nursing Faculty Teaching in Graduate Nursing Programs in Louisiana

Faculty teaching in Graduate Nursing programs in Louisiana must have a minimum of a Master's Degree in Nursing (LSBN Rules and Regulations Title 46 Part XLVII Chapter 45, 4509 G 2.c) although most accrediting bodies prefer that graduate nursing faculty have a doctorate either in nursing or in a related field. Seventy-six percent (76%) of the faculty teaching in Louisiana's graduate nursing programs held an earned doctorate in nursing or a related field in the current report year (Table 61) which represents a 21% increase when compared to the previous year. A Masters was the highest degree held by 18% of the faculty teaching in graduate nursing programs in Louisiana in 2016-2017, which was equivalent to the previous year, and six percent held a degree outside of nursing (e.g., MD, Pharm D.). These individuals possessed credentials and/or expertise in an advanced practice specialty area that was recognized by both LSBN and national accrediting bodies. The number of faculty with other degrees went from 9 in 2015-2016, to 18 in 2016-2017 which represents a 100% increase in number.

Table 61. Educational Preparation of Faculty Teaching in Graduate Nursing Programs

Report Year	No. of Faculty with a Doctorate in Nursing	No. of Faculty with a Doctorate in a Related Field	No. of Mastered Prepared Nurses Teaching in Graduate Programs	No. of Faculty with Other Degrees (i.e., MD, Pharm. D)	Total Faculty
2017	179	44	53	18	294
2016	141	44	49	9	243
2015	114	23	40	8	185
2014	102	34	45	9	190
2013	96	40	54		190
1 & 5 Year Variance	↑27% / ↑86%	↑0% / ↑10%	↑8% / ↓2%	↑100% / ↑100%	↑21% / ↑55%

According to Table 62, there was a 33% increase in the number of graduate nurse faculty with DNPs teaching in Louisiana’s graduate nursing programs in the current report year and a 91% increase over the last three years. Thirty four percent (34%) of faculty teaching in Louisiana’s graduate nursing programs have a DNP compared to 17% with a PhD in Nursing and 17% with a DNS. Approximately 20% of the graduate nurse faculty have a PhD in a related field.

Table 62. Doctoral Prepared Graduate Nurse Faculty

	DNS	DNP	PhD Nursing	PhD Related Field	Total Graduate Faculty
2017	39	101	39	44	223
2016	33	76	32	44	185
2015	28	53	33	23	137
1 & 3 Year Variance	↑18% / ↑39%	↑33% / ↑91%	↑22% / ↑18%	↑0 / ↑91%	↑21% / ↑63%

Note: Total = 223

Filled and Vacant Nurse Faculty Positions in Graduate Nursing Programs in Louisiana

Deans and Directors of Louisiana’s graduate nursing programs were asked to submit the number of budgeted full-time faculty positions that were filled as of October 15, 2017. There were 135 filled full-time graduate nurse faculty positions reported statewide which reflects a 13% increase in number compared to the previous year (120 filled positions in 2015-2016). A total of 294 faculty taught at some point and time in the graduate nursing programs during the 2016-2017 report year (Table 63). There were 34 new faculty appointments (26 in 2015-2016), a 31% increase; and 13 faculty positions were reported as vacant (11 in 2015-2016), an 18% increase. There was a 17% decrease in the number of faculty positions funded from other sources (e.g., grants, capitation funds), compared to a 33% decrease in number in the previous report year.

Table 63. Faculty Positions in Graduate Nursing Programs in LA (2013-2017)

Report Year	No. of Budgeted Nurse Faculty Positions Filled	No. of Full-time and Part-time Faculty Teaching in Graduate Nursing Programs	Nurse Faculty Positions Funded from other Sources	Vacant Nurse Faculty Positions	No. of New Faculty Appointments
2017	135	294	15	13	34
2016	120	240	18	11	26
2015	109	192	27	16	18
2014	112	190	33	13	19
2013	114	190	23	13	30
1 & 5 Year Variance	↑13% / ↑18%	↑23% / ↑55%	↓17% / ↓35%	↑18% / ↑0%	↑31% / ↑13%

Graduate Nursing Faculty Attrition

As seen in Table 64, a total of 27 faculty left their teaching positions in graduate nursing programs in Louisiana in 2016-2017 for one of the following reasons: resignations (14), retirement (7), contract ended (5); and one was due to death. The number of retirements went from nine in 2015-2016 to seven in 2016-2017.

Table 64. Graduate Nursing Faculty Attrition: Leave, Resignation, and Retirement/Death/Termination

Report Year	No. of Faculty on Leave	No. of Faculty Resignations	No. of Faculty Retiring/Death/Termination-Contracts Ended
2017	4	14	7 Retirements / 5 Contracts Ended / 1 Deceased
2016	4	11	9 Retirements / 4 Contracts Ended
2015	1	6	4 Retirements
2014	3	6	8 Retirements / 7 Contracts Ended
2013	3	6	4 Retirements / 3 Contracts Ended
1 & 5 Year Variance	↑0% / ↑33%	↑27% / ↑133%	

Gender, Ethnicity, and Age of Faculty Teaching in Graduate Nursing Programs in Louisiana

As noted in Table 65, the majority of faculty teaching in graduate nursing programs in Louisiana are female (84%) although there was a 30% increase in the number of male faculty when compared to the previous report year (Table 65).

Table 65. Gender Distribution of Graduate Nursing Faculty

Report Year	Male		Female		Total Number of Faculty
	#	%	#	%	
2017	48	16%	246	84%	294
2016	37	15%	203	85%	240
2015	32	17%	160	83%	192
2014	31	16%	159	84%	190
2013	32	17%	156	83%	188
1 & 5 Year Variance	↑30% / ↑50%		↑21% / ↑58%		↑23% / ↑56%

Twenty percent (20%) of the faculty teaching in the graduate nursing programs were minorities in the 2016-2017 report year (Table 66).

Table 66. Ethnicity of Graduate Nursing Faculty (2013-2017)

Ethnicity of Graduate Nursing Faculty	2013		2014		2015		2016		2017		1 & 5 Year Variance
	#	%	#	%	#	%	#	%	#	%	
White	144	77%	146	77%	149	78%	193	80%	235	80%	↑22% ↑63%
Black/African American	37	20%	37	19%	39	20%	44	18%	49	17%	↑11% ↑32%
Hispanic/Latino	3	2%	4	2%	1	0.5%	0	0%	3	1%	↑0% ↑0%
Asian	2	1%	1	0.5%	1	0.5%	1	0.4%	3	1%	↑200% ↑50%
American Indian/Alaska Native	0	0%	0	0%	2	1%	0	0%	0	0%	↑0% ↑0%
Other	2	1%	2	1%	0	0%	2	1%	4	1%	↑100% ↑100%
Total	188		190		192		240		294		↑23% ↑56%

Over half (55%) of the faculty teaching in graduate nursing programs in Louisiana were 51 years and over in 2016-2017; 24% were between 41 and 50 years of age, and 27% were 61 years and older (Table 67).

Table 67. Age Distribution of Graduate Nursing Faculty (2013-2017)

Age Category	2013		2014		2015		2016		2017		1 & 5 Year Variance
	#	%	#	%	#	%	#	%	#	%	
30 and younger	4	2%	2	1%	1	1%	3	1%	2	1%	↓33% ↓50%
31-40	34	18%	29	15%	29	15%	44	18%	59	20%	↑34% ↑74%
41-50	41	22%	43	23%	50	26%	61	25%	72	24%	↑18% ↑76%
51-55	27	14%	27	14%	27	14%	35	15%	32	11%	↓9% ↑19%
56-60	37	20%	38	20%	33	17%	38	16%	50	17%	↑32% ↑35%
61-65	34	18%	32	17%	31	16%	38	16%	51	17%	↑34% ↑50%
66-70	7	4%	15	8%	15	8%	15	6%	22	7%	↑47% ↑214%
>71	4	2%	4	2%	6	3%	6	3%	6	2%	↑0% ↑50%
Total	188		190		192		240		294		

NURSING EDUCATION CAPACITY IN LOUISIANA
MAJOR FINDINGS
2017

Pre-RN Licensure Programs in Louisiana

- LSBN approved 26 pre-RN licensure programs during the 2016-2017 report year: one diploma program, 13 associate degree (AD) programs, and 12 baccalaureate in nursing (BSN) programs that prepare students to become candidates for initial RN licensure in Louisiana
- Applicants
 - The pool of qualified applicants applying to pre-RN licensure programs in Louisiana in 2016-2017 increased by 14%.
 - In the current report year, 68% (2,995) of the 4,401 qualified applicants were admitted to Louisiana's pre-RN licensure programs and 32% (1,406) were denied admission.
 - Forty-nine percent (49%) of the 4,401 qualified applicants applied to BSN programs, 49% applied to AD programs, and two percent applied to Louisiana's only Diploma program in 2016-2017
 - Approximately 77% (1,673) of the 2,172 qualified applicants applying to BSN programs were admitted, compared to 60% (1,278) of the 2,140 qualified applicants applying to AD programs. Forty-nine percent (44) of the qualified applicants applying to the Diploma program were admitted.
 - When compared to the previous report year, the number of students admitted to each type of program increased in 2016-2017.
 - A lack of budgeted faculty positions remains the number one reason identified by Louisiana's pre-RN licensure programs as to why qualified applicants were not admitted during the 2016-2017 report year, followed by the lack of available qualified faculty, and faculty salaries that are not competitive with salaries available in clinical practice.
- Demographics of Students enrolled in pre-RN licensure programs in Louisiana
 - There was a four percent decrease in the number of males enrolled in in pre-RN programs in 2016-2017 and over the past five years there has been a 13% decrease in the number of males enrolled in Louisiana's pre-RN programs.
 - In 2016-2017, 66% of the students enrolled in pre-RN licensure programs in Louisiana were White, 24% Black/African American, three percent Hispanic/Latino, three percent Asian, and four percent *Other*.
 - There was a 12% increase in the number of students between 17 and 20 years of age that were enrolled in pre-RN programs in Louisiana.
- Enrollment
 - The number of students enrolled in clinical nursing courses increased by only four students. Between 2013 and 2017 there has been a five percent decrease in the number of students enrolled in clinical nursing courses.
 - In 2016-2017, 63% of the students enrolled in clinical nursing courses were enrolled in baccalaureate programs, 36% in AD programs, and one percent in the state's only diploma program
 - There has been an overall 45% increase in the number of LPN students enrolled in clinical courses in pre-RN licensure programs in Louisiana over the last five years.

- Approximately 12% (683) of the students that were enrolled in clinical nursing courses in 2016-2017 possessed a degree in another field (552) or had prior education in another health field (131).
- Graduates
 - The number of graduates from Louisiana's pre-RN licensure programs decreased by nine percent in the current report year (2016-2017). Between 2013 and 2017, there was an overall 17% decrease in the number of graduates.
 - Sixty-three percent (1,181) of the 1,877 graduates in the 2016-2017 report year were from baccalaureate programs, 35% (665) were from AD programs, and two percent (31) were from the only diploma program in the state.
 - Over the last five years there has been a 33% decrease in the number of graduates from AD programs in Louisiana.
 - Since 2013, there was a 40% decrease in the number of LPNs graduating from Louisiana's LPN to AD programs and a 34% increase in the number of graduates from accelerated BSN programs.
 - Females represented 88% of the graduates from Louisiana's pre-RN licensure programs in 2016-2017, while males represented 12% of the graduates.
 - Approximately 30% of the graduates from pre-RN licensure programs in Louisiana were minorities with the largest number of minorities graduating from BSN programs.
 - Over half (53%) of the graduates from pre-RN programs in Louisiana in 2016-2017 were between 21 and 25 years of age, followed by 22% that were between 26 and 30 years old.
 - Seventy percent (70%) of the graduates from BSN programs were between 21 and 25 years of age compared to 27% of the AD graduates and 29% of the diploma graduates.
- Passage on the National Council Licensure Examination for Registered Nurses (NCLEX-RN)
 - In 2017 there were a total of 1,897 RN candidates (2,057 in 2016) from nursing education programs in Louisiana that sat for the National Council Licensure Examination for Registered Nurses exam (NCLEX-RN), which represents an eight percent decrease in number.
 - The passage rate on the NCLEX-RN Exam on the first take for these candidates was 92.83%. The overall national passage rate on the NCLEX-RN for 2017 was 87.12%. The passage rate on the NCLEX-RN for graduates from Louisiana's pre-RN licensure programs continues to exceed that of the nation.

Faculty Teaching in Pre-RN Licensure Programs

- There were a total of 470 budgeted full-time nurse faculty positions reported by Louisiana's pre-RN licensure programs as of October 15, 2017 compared to 447 on October 15, 2016 which reflects a five percent decrease from the previous year.
- Fifteen (15) faculty positions were funded from grants, capitation funds, additional appointments, and/or other funding sources compared to 20 positions in 2016, which represents a 25% decrease in the number of faculty positions funded by other sources.
- There were a total of 26 vacant nurse faculty positions reported by Deans and Directors in the current report year, compared to 36 in the previous report year which represents a 28% decrease in the number of vacant nurse faculty positions across the state
- Fifteen (15) or 58% of the vacant nurse faculty positions were reported by Louisiana's AD programs and 11 or 42% were reported by BSN programs.

- A total of 100 new faculty appointments were reported by pre-RN licensure programs during the 2016-2017 report year compared to 114 in the previous year which represents a 12% decrease in the number of new faculty appointments.
- There were a total of 50 resignations in 2016-2017, compared to 55 in 2014-2015 (9% decrease); 23 retirements (31 in 2015-2016), a 26% decrease; 23 terminations (33 in 2015-2016), a 30% decrease; and one death (zero deaths in 2015-2016).
- Approximately 22% (172) of the faculty teaching in pre-RN licensure programs were prepared at the doctoral level (a two percent increase); 74% (584) were Masters prepared (a three percent decrease); and four percent (31) reported that their highest degree in nursing was a baccalaureate degree (no change).
- The number of doctoral prepared faculty teaching in Louisiana's pre-RN programs with a DNP has increased by 114% over the past five years. Approximately one third (34%) of the nurse faculty with doctoral degrees teaching in Louisiana's pre-RN programs have the DNP as their terminal degree.
- Sixty-six nurse faculty employed by pre-RN licensure programs in Louisiana were previous recipients of the Board of Regents (BOR) Nursing Faculty Stipends which represents a 14% decrease in number when compared to the previous year and a 42% decrease over the past five years.
- The Southern Regional Education Board (SREB) mean salary for full-time instructional faculty teaching in four year colleges or universities in 2015-2016, was \$115,068 for Professors, \$82,371 for Associate Professors, \$70,701 for Assistant Professors and \$49,584 for Instructors (2017). Mean salaries for all levels of nursing faculty in Louisiana, except for instructors, remain below the SREB mean for four year public colleges.
- The average salary for an Associate Professor teaching in Louisiana's pre-RN programs is \$66,487 compared to the SREB mean of \$82,371. In contrast, according to the Bureau of Labor Statistics (2017), the average salary for Nurse Practitioners is \$104,610 and the median salary is \$100,910.
- In 2016-2017, 54% (404) of the nurse faculty in Louisiana were 51 and older.
- Twenty-three percent (176) of the faculty teaching in Louisiana's pre-RN licensure programs were 61+ years.
- In 2016-2017, females represented 94% of the faculty teaching in the pre-RN programs.
- It is interesting to note that there was an 11% increase in the actual number of male nurse faculty in 2016-2017 and a two percent decrease in the number of females.
- Approximately 30% (230) of the faculty teaching in Louisiana's pre-RN licensure programs are minorities: 28% Black/African American, one percent Hispanic/Latino, less than one percent Asian and *Other*.

Advanced Practice Registered Nurse Programs in Louisiana

APRN Students

- In the 2016-2017 report year, there was a 21% increase in the number of students admitted to APRN programs in Louisiana when compared to less than a one percent increase in the previous report year.
- There was an overall three percent decrease in the number of students enrolled in Louisiana's APRN programs in the current report year.
- Eighty-three percent (83%) of the students enrolled in APRN programs in Louisiana were female and 17% were male.

- In 2016-2017, 29% of the students enrolled in Louisiana's APRN programs were minorities compared to 26% in 2015-2016.
- There was a 23% increase in the number of Hispanic/Latino students enrolled since the previous report year and a 76% increase over the last five years.
- Since 2013, there has been a seven percent decrease in the number of Black/African American students enrolled in Louisiana's APRN programs.
- There was a 15% increase in the number of students enrolled in APRN programs in Louisiana that were between 26 and 30 years of age and a 19% decrease in students between 41 and 50 years of age.
- In the 2016-2017 report year, there were a total of 372 graduates from Louisiana's APRN programs, which represents a seven percent decrease when compared to 398 graduates in the previous report year (2015-2016).
- The number of minority graduates from CRNA programs went from five in 2015-2016 to 15 in 2016-2017 which represents a 200% increase in number.
- Forty-six percent (46%) of the graduates from APRN programs in Louisiana were between 31 and 40 years of age. Over a third of the graduates (36%) were between 26 and 30 years.
- Fifty-nine percent of the graduates from CRNA programs were between 26-30 years of age.
- In the current report year, 346 candidates successfully passed their certification exams resulting in a 94.02% passage rate for the state.

Non-Licensure Graduate Nursing Students

- In the 2016-2017 report year, 89 RN students were admitted to Louisiana's non-licensure graduate programs in Nursing Education and Nursing Administration or Executive which represents a 34% decrease in number when compared to the previous report.
- There was a 53% decrease in the number of students admitted to the administrative/executive programs.
- In the 2016-2017 report year, a total of 232 RN students were enrolled in Louisiana's non-licensure graduate programs - Nursing Education and Nursing Administration or Executive, which reflects a 29% decrease in number when compared to 2015-2016.
- Of the 1,439 (1,572 in 2015-2016) students enrolled in graduate nursing programs across the state. An eight percent decrease in number, 1,207 (84%) were enrolled in APRN programs, 168 (12%) were enrolled in Nursing Administration or Executive programs, and 64 (four percent) were enrolled in Nursing Education programs during the 2016-2017 report year.
- In the current report year there were 12 males enrolled in Nursing Administration/Executive programs (27 males in 2015-2016) and three enrolled in Nursing Education programs (one male in 2015-2016).
- Thirty-seven percent (37%) of the students enrolled in non-licensure graduate programs were minorities.
- In 2016-2017, 41% of the students enrolled in Louisiana's non-licensure graduate nursing programs were between 31 and 40 years of age and 31% were between 41 and 50 years old.
- The majority of the graduates from non-licensure graduate nursing programs (89%) were from Nursing Administration/Executive programs and 11% were from Nursing Education programs.
- Sixty percent (60%) of the graduates from non-licensure graduate nursing programs in Louisiana were White and 40% were Black/African American. There were no Hispanic/Latino, Asian, or *Other* race graduates from these programs in 2016-2017.

- The majority (64%) of the graduates from non-licensure graduate nursing programs in Louisiana were between 31 and 50 years old and 23% were between 51 and 60 years of age.

Faculty Teaching in Graduate Nursing Programs

- Seventy-six percent (76%) of the faculty teaching in Louisiana's graduate nursing programs held an earned doctorate in nursing or a related field in the current report year which represents a 21% increase when compared to the previous year.
- There was a 33% increase in the number of graduate nurse faculty with DNPs teaching in Louisiana's graduate nursing programs in the current report year and a 91% increase over the last three years.
- The majority of faculty teaching in graduate nursing programs in Louisiana were females (84%) although there was a 30% increase in the number of male faculty when compared to the previous report year.
- Twenty percent (20%) of the faculty teaching in the graduate nursing programs were minorities in the 2016-2017 report year.
- Over half (55%) of the faculty teaching in graduate nursing programs in Louisiana were 51 years and over in 2016-2017 and 27% were 61 years and older.

NURSE SUPPLY IN LOUISIANA ADDENDUM REPORT 2016

The 2017 Louisiana State Board of Nursing (LSBN) Licensure Renewal Season marked the second year of renewals using the National Council of State Boards of Nursing (NCSBN) Optimal Regulatory Board System (ORBS) online licensure renewal system. Utilization of the ORBS system will allow LSBN, as an agency, to strategically move toward a more comprehensive data integration and retrieval system. With the implementation of new processes comes a transition period that often takes longer than we would like, but is often necessary in order to ensure that future processes are conducted appropriately and that the data that is reported by LSBN is accurate. LSBN has worked diligently to conduct quality control checks on the first two years of data retrieved through the ORBS online licensure renewal system to ensure the accuracy of the data that will be shared with our stakeholders.

This addendum report provides 2016 baseline data on registered nurses (RNs) and advanced practice registered nurses (APRNs) that renewed their license using the ORBS online renewal system during the 2017 licensure renewal season. Nurse supply data by parish can be found in Appendix D.

Licensed Registered Nurses Residing in Louisiana

In 2016, 61,053 RNs renewed their license to practice in Louisiana which represents approximately 94% of the RNs holding an active license to practice in LA in 2016. Of the 61,053 RNs that renewed their license, 53,699 (88%) lived in Louisiana and 7,337 (12%) reported home addresses outside of Louisiana (Table 68).

Table 68. Registered Nurses Renewing Their LA RN License in 2016

Report Year	# of RNs Renewing their LA RN License that Reside in LA	# of RNs Renewing their LA RN License that Do Not Reside in LA)	# of RNs not designating a parish on their Renewal Application	Total # of RNs Renewing their LA RN License
2016	53,699	7,337	*17	61,053

*Military Status

From this point forward in the report, data will be provided on the 53,699 RNs that reported Louisiana as their state of residence which reflects Louisiana’s available nursing workforce.

Age Ranges for RNs in Louisiana

Twenty-six percent (13,935) of the RNs renewing their license in 2016 were between 30 and 39 years of age and 25% were between 40 and 49 years of age (Table 69). Over a third (38%) of the licensed RNs were 50 and over.

Table 69. Age Distribution of Registered Nurses Renewing Their LA RN License

Report Year	<30		30-39		40-49		50-59		60 and >	
	#	%	#	%	#	%	#	%	#	%
2016	6,009	11%	13,935	26%	13,213	25%	11,394	21%	9,148	17%

Note: Number of Respondents 2016 = 53,699

Gender of Licensed Registered Nurses Louisiana

The gender distribution for the U.S. population is 49% male and 51% female, which is equivalent to that of Louisiana (U.S. Census Bureau, 2017). Yet, the gender distribution for RNs in Louisiana is not reflective of the state or national percentages. In 2016 males represented 12% of the RN workforce and females represented 88% (Table 70).

Table 70. Gender Distribution of Registered Nurses Renewing their LA License

Report Year	Male		Female		Total RNs Renewing Their License
	#	%	#	%	
2016	6,356	12%	47,343	88%	53,699

Race/Ethnicity of Licensed Registered Nurses in Louisiana

According to the U.S. Census Bureau (2017) minorities comprise approximately 39% of the U.S. population. In Louisiana, minorities represent 41% of the population. In 2016 approximately 33% of Louisiana's population was Black/African American and five percent was Hispanic/Latino compared to 16% and 1%, respectively, of the RN workforce in Louisiana (Table 71).

Table 71. Racial Distribution of Registered Nurses Renewing their LA License

Report Year	White		Black/ African American # %	Hispanic/ Latino # %	Asian # %	American Indian / Alaska Native # %	Native Hawaiian/ Pacific Islander # %	Two or More Races		Other	
	#	%						#	%	#	%
2016	43,044	80%	8,518 16%	800 1%	710 1%	215 0.4%	59 0.1%	313	1%	40	0.1%

Note: Number of Respondents 53,699

Highest Degree Held by Registered Nurses in Louisiana

Fifty-six percent (30,310) of the RNs renewing their license in 2016 had a baccalaureate degree or higher in nursing. Thirty-one percent reported the Associate degree in Nursing as their highest level of education and five percent reported the Diploma (Table 72). Thirteen percent (13%) of RNs reported the Masters in Nursing and/or Doctorate (including doctorates in related fields) as their highest level of education. Approximately one percent of the RNs renewing their license in 2016 held a doctorate degree.

Table 72. Highest Degree Held by RNs Renewing their LA License

Report Year	Diploma in Nursing	Associate Degree In Nursing	Bachelors in Nursing	Bachelors not in Nursing	Masters in Nursing	Masters not in Nursing	Doc. in Nurs.	Doc. not in Nurs.
2016	2,683 5%	16,414 31%	23,407 44%	2,608 5%	6,188 12%	1,565 3%	495 1%	220 <1%

Note: 2016 Associate Degree Non-Nursing (113); Number of Respondents (53,693)

Forty five percent of the doctoral prepared RNs renewing their license held a Doctorate of Nursing Practice (DNP) compared to 14% that held a PhD in Nursing (Table 73).

Table 73. Types of Doctorates Held by Registered Nurses Renewing Their LA RN License

Report Year	PhD in Nursing		Doctorate in Other Field		DNP		DNS		Doctorate Nursing Other	
2016	102	14%	220	31%	319	45%	60	8%	14	2%

Note: 2016 Total Doctorates = 715

In 2016, 3,885 RNs renewing their license indicated that they were currently enrolled in school which is equivalent to approximately seven percent of the RN workforce (Table 74). Of those that were enrolled in school, 1,158 (30%) indicated they were enrolled in a baccalaureate in nursing program, 1,701 (44%) were enrolled in a Master’s in Nursing program, and 648 (17%) were enrolled in various types of doctoral programs. One hundred RNs (3%) reported enrollment in an Associate degree in nursing program and a total of 278 (7%) reported being enrolled in non-nursing post-graduate education programs.

Table 74. Registered Nurses Renewing Their LA RN License that were enrolled in Post-RN Programs

Report Year	BSN	MSN	PhD	DNP	DNS	Doctorate Nursing Other	Doctorate/ Non-nursing	Non-Nursing Post RN Education	Total Respondents
2016	1,158	1,701	49	482	38	16	63	278	3,885

*Note: 2016 ADN (100); AD Non-Nursing (29); Baccalaureate Non-Nursing (71); Masters Non-Nursing (178); No Answer (13)

Number of Years Licensed Registered Nurses in Louisiana Plan to Work

In 2016, 7,706 (14%) of the RNs renewing their license reported that they plan to work an additional 1-5 years as a RN and 18% plan to work an additional 6-10 years, which is equivalent to approximately 32% of the RN workforce in Louisiana reporting (Table 75).

Table 75. Number of Years Licensed Registered Nurses in Louisiana Plan to Work

Report Year	1-5 years		6-10 years		11-20 years		Over 20 years		N/A #
	#	%	#	%	#	%	#	%	
2016	7,706	14%	9,561	18%	15,536	29%	17,929	33%	2,967 6%

Note: Number of Respondents: (2016 =53,699)

Employment Distribution of Registered Nurses

Seventy-four percent (40,750) of the RNs renewing their license in 2016 reported full-time employment, eight percent (4,634) part-time, and six percent (3,507) per diem (Table 76). Nationally, 81% of RN licensees were actively employed in nursing with 63% reporting full-time employment (National Workforce Survey of Registered Nurses, 2016).

Nurses that were not employed indicated that they were either unemployed and seeking a nursing position (1,084) or unemployed not seeking work as a nurse (2,477) which is equivalent to approximately 7% (3,561) of the RNs renewing their license.

Table 76. Employment Distribution of Registered Nurses Renewing Their LA RN License (RNs had the option to ‘Select all that apply’ for this question)

Report Year	Full-Time Nursing		Part-Time Nursing		Employed Other		Not Employed		No Response
	#	%	#	%	#	%	#	%	#
2016	40,750	74%	4,634	8%	1,035	2%	3,561	6%	0

Note: 2016 - Per Diem employment (3,507; 6%); Volunteer (251; 0.5%); Retired (1,154; 2%); Number of Not Employed: Unemployed seeking work as a nurse (1,084; 2%) + Unemployed not seeking work as a nurse (2,477; 5%) = 3,561 (Respondents=54,892)

Almost two-thirds (2,298) of the RNs that were unemployed identified home and family as the reasons for not working (Table 77).

Table 77. Reasons for Unemployment of Registered Nurses Renewing Their LA RN License (RNs had the option to ‘Select all that apply’ for this question).

Report Year	Home/Family Care	Difficulty Finding a Nursing Position	Currently in School	Disabled	Inadequate Salary	Other
2016	2,298	227	311	176	18	531

Note: Respondents: 2016 = 3,561

Employment Settings for Registered Nurses

According to Table 78, in 2016, hospitals employed 61% (29,157) of the RNs renewing their license in Louisiana compared to 54% employed by hospitals at the national level (2015 National Nursing Workforce Survey). Ten percent of the RNs were employed in ambulatory care settings and six percent were employed in home health.

Table 78. Employers of Registered Nurses Renewing Their LA RN License

Report Year	Hospital	Home Health	Ambulatory Care/ Clinic	Extended Care	Acad. Setting	School Nurse	Comm. Health	Public Health
2016	29,157 61%	2,787 6%	4,687 10%	1,493 3%	1,067 2%	934 2%	913 2%	507 1%

NOTE- 2016 - Additional Categories of Employment Settings: Insurance Claims/Benefits (1,047), Correctional Facility (322), Occupational Health (281), Policy/Planning/Regulatory/Licensing Agency (212), Assisted Living (103), Other (4,605). Number of Respondents (48,115)

Positions Held by Licensed Registered Nurses in Louisiana

Sixty-one percent (29,213) of RNs renewing their license reported working as staff nurses in 2016. Nine percent (4,559) indicated that they were APRNs and eight percent were nurse managers (Table 79).

Table 79. Types of Positions Held by Registered Nurses Renewing Their LA RN License

Report Year	Staff Nurse	Nurse Manager	Advanced Practice	Case Manager	Clinical Nurse Leader	Faculty	Nurse Executive	Other
2016	29,213 61%	4,069 8%	4,559 9%	3,002 6%	1,323 3%	1,726 4%	1,042 2%	2,392 5%

Note: 2016 Additional Categories: Consultants (633), Researcher (158), Other Health Related (2,210) +, Other Non-Health Related (182) = 2,392; Number Responding = 48,117

Primary Practice Specialty Practice Areas Reported by Registered Nurses Residing in Louisiana

In 2016, eleven percent of RNs reported working in acute care/critical care (5,388) and medical-surgical (5,442) areas, respectively (Table 80). Seven percent (3,394) worked in the emergency room and/or trauma, six percent (3,065) in the operating room, post anesthesia, or perioperative areas, and six percent (2,863) worked in the adult health/adult family health and/or primary care areas.

Table 80. Primary Practice Specialty Practice Areas Reported by Registered Nurses Renewing Their LA RN License

Clinical, Teaching or Practice Area	2016	
Acute Care / Critical Care	5,388	11%
Anesthesia	1,413	3%
Community Health	471	1%
Dialysis/Nephrology	976	2%
Emergency Room / Trauma	3,394	7%
Adult Health / Adult Family Health/Primary Care	2,863	6%
Geriatrics / Gerontology	1,834	4%
Home Health	2,219	5%
Maternal Child	2,162	4%
Medical-Surgical	5,442	11%
Pediatrics / Neonatal	3,404	7%
Occupational Health	321	1%
Oncology	1,067	2%
OR/PACU/Perioperative	3,065	6%
Palliative Care	560	1%
Psych-Mental Health/Substance Abuse	1,955	4%
Public Health	355	1%
Rehab	736	2%
School Health	688	1%
Cardiology	1,944	4%
Genetics	33	<1%
Informatics / IT	391	1%
Neurology/Neurosurgical	432	1%
Orthopedic	541	1%
Radiology	185	<1%
Urologic	134	<1%
Women's Health	840	2%
Other	5,304	11%
Total	48,117	

Registered Nurses Providing Direct Patient Care

Nurses are the single largest component of the health care workforce and provide the majority of direct care to patients (Institute of Medicine Report on the Future of Nursing, 2011; National Advisory Council on Nurse Education and Practice, 2008). This is true not only for the nation, but also in Louisiana. The majority (79%) of RNs renewing their license in 2016 reported that they provided direct patient care in their practice (Table 81).

Table 81. Registered Nurses Providing Direct Patient Care

RNs Residing in Louisiana	No. of RNs Providing Direct Patient Care	Number of Respondents	% of RNs Providing Direct Patient Care	No Answer
2016	42,537	53,699	79%	0

Salaries of Registered Nurses in Louisiana

In 2016, 45% (18,267) of the RNs renewing their license and worked full-time reported annual salaries between \$50,001 and \$75,000. Twenty-one percent (8,481) reported salaries between \$75,001 and \$100,000 and 17% (6,757) indicated that their annual salary was between \$35,001 and \$50,000 (Table 82).

Table 82. Salaries of Licensed Registered Nurses Living in Louisiana Working Full-Time

Year	\$15,000 or less	\$15,001 to \$25,000	\$25,001 to \$35,000	\$35,001 to \$50,000	\$50,001 to \$75,000	\$75,001 to \$100,000	\$100,001 to \$150,000	>\$150,000	Declined
2016	669 2%	325 1%	845 2%	6,757 17%	18,267 45%	8,481 21%	2,850 7%	775 2%	1,778 4%

Note: Number of Respondents: 2016=40,747

Number of Positions Employed as a Nurse

The vast majority of RNs renewing their license reported employment in only one position in 2016 (Table 83).

Table 83. Number of Positions Employed as a Registered Nurse

RNs Residing in Louisiana	One	Two	Three or More	Total Responding
2016	42,362 88%	5,271 11%	482 1%	48,115

RNs Planning to Leave Their Current Nursing Positions

In 2016, 7,320 RNs indicated that they were planning to leave their current nursing position (Table 84). Of the 7,320 RNs, 2,051(28%) indicated that they would be retiring, 1,294 (18%) cited salary/pay as the reason for leaving their current position, and 11% (803) stated that they were changing their specialty area.

Table 84. Reasons Licensed Registered Nurses Residing in LA Are Leaving Their Current Positions (Registered Nurses Renewing Their LA RN License in 2016)

RNs Residing in Louisiana	Relocate	Salary/Pay	Retire	School	Work Environ.	Change in Specialty	Starting/Raising Family	Caring for Elderly Family Member	Other	N/A
2016	616	1,294	2,051	682	639	803	398	197	640	46,378

No Answer (1); Total Responding (53,698)

Advanced Practice Registered Nurses

Of the 53,699 RNs renewing their license in 2016, 10% (5,384) also renewed their APRN license (Table 85) Ninety-two percent (4,959) of the APRNs renewing their license reported Louisiana as their state of residence.

Table 85. Advanced Practice Registered Nurses Renewing Their APRN LA License in 2016

Report Year	# of APRNs holding a LA License (Residing in LA)	# of APRNs holding a LA License (Not Residing in LA)	No Parish Listed	Total # APRNs with an APRN License in LA
2016	4,959	424	1	5,384

Age of Advanced Practice Registered Nurses Renewing

Thirty-two percent of the APRNs that renewed their license in 2016 were between 30 and 39 years of age and 32% were between 40 and 49 years old (Table 86). Fourteen percent (707) of the APRNs renewing their license were 60 years and older.

Table 86. Age Distribution of APRNs Renewing Their LA APRN License

Report Year	<30		30-39		40-49		50-59		60 and >	
	#	%	#	%	#	%	#	%	#	%
2016	109	2%	1,589	32%	1,600	32%	954	19%	707	14%

Note: Number of Respondents in 2016 = 4,959

Gender of Advanced Practice Registered Nurses Renewing Their License

Twenty-three percent (1,121) of APRNs renewing their license in 2016 were males in contrast to 12% of RNs renewing their license (Table 87).

Table 87. Gender Distribution of Advanced Practice Registered Nurses Renewing Their LA APRN License

Report Year	Male		Female	
	#	%	#	%
2016	1,121	23%	3,838	77%

Note: Number of Respondents 2016 = 4,959

Racial Distribution of Advanced Practice Registered Nurses Renewing Their APRN License

In 2016, 84% (4,141) of the APRNs renewing their LA license were White (Table 88). Thirteen percent (663) were Black, and one percent was Hispanic (61) and Asian (47).

Table 88. Racial Distribution of Advanced Practice Registered Nurses Renewing Their LA APRN License

Report Year	White		Black/African American		Hispanic/Latino		Asian		American Indian/Alaska Native		Two or More Races/	
	#	%	#	%	#	%	#	%	#	%		
2016	4,141	84%	663	13%	61	1%	47	1%	20	0.4%	22	0.4%

Note: 2016-Native Hawaiian/Pacific Islander (3); Other (2); Number of Respondents (4,959)

Highest Degree Held by Advanced Practice Registered Nurses in Louisiana

Eighty-three percent (4,122) of the APRNs renewing their license in 2016 reported the Master's degree as their highest degree in nursing and seven percent indicated that they held a doctorate degree (Table 89).

Table 89. Highest Degree Held by RNs Renewing their LA License

Report Year	Diploma in Nursing	Associate Degree In Nursing	Bachelors in Nursing	Bachelors not in Nursing	Masters in Nursing	Masters not in Nursing	Doc. in Nurs.	Doc. not in Nurs.
2016	48 1%	31 1%	94 2%	30 1%	4,122 83%	268 5%	328 7%	35 1%

Note: 2016 Associate Degree Non-Nursing (2); Number of Respondents (4,958)

Employment Distribution for Advanced Practice Registered Nurses

Eighty-seven percent (4,357) of the APRNs in LA that renewed their license in 2016 were employed full-time (87%). Eight percent (377%) reported part-time employment, and 3% indicated employment on a per diem basis (Table 90). Eighty-seven (87) APRNs reported being unemployed which is equivalent to approximately two percent of the 4,959 APRNs renewing their license.

Table 90. Employment Distribution of APRNs (APRNs had the option to 'Select all that apply')

Report Year	Full-Time Nursing		Part-Time Nursing		Per Diem		Employed Other		Not Employed		No Response
	#	%	#	%	#	%	#	%	#	%	
2016	4,357	87%	377	8%	150	3%	25	1%	87	2%	0

Note: Per Diem employment (115); Volunteer (8); Retired (13); Number of Not Employed: Unemployed seeking work as a nurse (55) + Unemployed not seeking work as a nurse (32) = 87 ; Number of Responses (5,024)

Over half of the APRNs that reported being unemployed identified home and family obligations as the reason they were not employed (Table 91). Sixteen percent (15) indicated that they were having difficulty finding a position as an APRN.

Table 91. Reasons for Unemployment Reported by APRNs (APRNs had the option to select ‘All that apply’)

Report Year	Home/Family Care	Difficulty Finding a Nursing Position	Currently in School	Disabled	Inadequate Salary	Other
2016	44	15	7	4	0	22

Note: Number of Responses: 2016 = 92

Employment Settings for Advanced Practice Registered Nurses

According to Table 92, in 2016, hospitals employed 41% (1,982) of the APRNs renewing their license in Louisiana followed by 26% (1,268) that were working in ambulatory care and/or clinics.

Table 92. Employment Settings for APRNs Renewing Their LA License

Place of Employment	2016	
Academic Setting	201	4%
Ambulatory Care/Clinic	1,268	26%
Community Health	244	5%
Correctional Facility	35	1%
Home Health	60	1%
Hospital	1,982	41%
Insurance Claims/Benefits	13	<1%
Extended Care/Assisted Care	101	2%
Occupational Health	59	1%
Policy/Planning/ Licensing Agency	3	<1%
Public Health	43	1%
School Health Service	72	1%
Other	757	16%
Total	4,838	

Specialty Practice Areas Reported by APRNs

In 2016, 28% (1,354) of the APRNs renewing their license reported their specialty practice area as adult health, adult family health and/or primary care and 26% (1,277) cited anesthesia as their specialty practice area (Table 93).

Table 93. Primary Specialty Practice Areas Reported by APRNs

Clinical, Teaching or Practice Area	2016	
Acute Care / Critical Care	135	3%
Anesthesia	1,277	26%
Community Health	30	1%
Dialysis/Nephrology	46	1%
Emergency Room / Trauma	197	4%
Adult Health / Adult Family Health/Primary Care	1,354	28%
Geriatrics / Gerontology	121	3%
Home Health	16	<1%
Maternal Child	52	1%
Medical-Surgical	70	1%
Pediatrics / Neonatal	260/142 (402)	8%
Occupational Health	47	1%
Oncology	65	1%
OR/PACU/Perioperative	18	<1%
Palliative Care	26	1%
Psych-Mental Health/Substance Abuse	170	4%
Public Health	18	<1%
Rehab	18	<1%
School Health	30	1%
Cardiology	153	3%
Genetics	1	<1%
Informatics / IT	4	<1%
Neurology/Neurosurgical	59	1%
Orthopedic	66	1%
Radiology	3	<1%
Urologic	18	<1%
Women's Health	145	3%
Other	297	6%
Total	4,838	

Salaries of APRNs Working Full-Time

In 2016, approximately 34% (1,459) of the 4,357 APRNs working full-time reported an annual income between \$100,001 and \$150,000 and 32% (1,378) reported a salary of between \$75,001 and \$100,000 (Table 94).

Table 94. Salaries of APRNs Working Full-Time

Year	\$15,000 or less	\$15,001 to \$25,000	\$25,001 to \$35,000	\$35,001 to \$50,000	\$50,001 to \$75,000	\$75,001 to \$100,000	\$100,001 to \$150,000	>\$150,000	Declined
2016 Required	36 1%	16 0.4%	23 0.5%	114 3%	323 7%	1,378 32%	1,459 34%	589 14%	419 10%

Total Respondents: 2016 = 4,357

APRNs and Prescriptive Authority

Sixty-four percent (3,155) of the APRNs renewing their LA license in 2016 had prescriptive authority (Table 95).

Table 95. APRNs Renewing Their APRN LA in 2016 and Residing in Louisiana With Prescriptive Authority

Report Year	APRNs Residing in Louisiana with Prescriptive Authority	Total # APRNs Residing in LA	% of APRNs Residing in LA with Prescriptive Authority
2016	3,155	4,959	64%

NURSING SUPPLY: AVAILABLE NURSING WORKFORCE IN LOUISIANA
MAJOR FINDINGS
2016

Registered Nurse

- In 2016, 61,053 RNs renewed their license to practice in Louisiana which represents approximately 94% of the RNs holding an active license to practice in LA in 2016.
- Of the 61,053 RNs that renewed their license, 53,699 (88%) lived in Louisiana and 7,337 (12%) reported home addresses outside of Louisiana.
- Over a third (38%) of the licensed RNs renewing their license in 2016 were 50 and over.
- In 2016 males represented 12% of the RN workforce and females represented 88%.
- In 2016 approximately 33% of Louisiana's population was Black/African American and five percent was Hispanic/Latino compared to 16% and 1%, respectively, of the RN workforce in Louisiana.
- Fifty-six percent (30,310) of the RNs renewing their license in 2016 reported a baccalaureate degree or higher as their highest degree in nursing, 31% reported the Associate degree in Nursing as their highest level of education and five percent reported the Diploma.
- Forty-five percent of the doctoral prepared RNs renewing their license in 2016 held a Doctorate of Nursing Practice (DNP) compared to 14% that held a PhD in Nursing.
- In 2016, 3,885 RNs renewing their license indicated that they were currently enrolled in school which is equivalent to approximately seven percent of the RN workforce.
- In 2016, 7,706 (14%) of the RNs renewing their license reported that they plan to work an additional 1-5 years as a RN and 18% plan to work an additional 6-10 years.
- Seventy-four percent (40,750) of the RNs renewing their license in 2016 reported full-time employment, eight percent (4,634) part-time, and six percent (3,507) per diem.
- Nurses that were not employed indicated that they were either unemployed and seeking a nursing position (1,084) or unemployed not seeking work as a nurse (2,477) which is equivalent to approximately 7% (3,561) of the RNs renewing their license.
- Hospitals employed 61% (29,157) of the RNs renewing their license in Louisiana compared to 54% employed by hospitals at the national level.
- Sixty-one percent (29,213) of RNs renewing their license reported working as staff nurses in 2016.
- In 2016, 11% (5,388) of RNs renewing their license reported working in acute care/critical care and 11% worked in medical-surgical (5,442) areas.
- The majority (79%) of RNs renewing their license in 2016 reported that they provided direct patient care in their practice.
- In 2016, 45% (18,267) of the RNs renewing their license and worked full-time reported annual salaries between \$50,001 and \$75,000.
- In 2016, 7,320 RNs indicated that they were planning to leave their current nursing position.

Advanced Practice Registered Nurses in Louisiana (2016)

- Of the 53,699 RNs renewing their RN license in 2016, 10% (5,384) also renewed their APRN license.

- Thirty-two percent of the APRNs that renewed their license in 2016 were between 30 and 39 years of age and 32% were between 40 and 49 years old.
- Twenty-three percent (1,121) of APRNs renewing their license in 2016 were males in contrast to 12% of RNs renewing their license.
- In 2016, 84% (4,141) of the APRNs renewing their LA license were White, 13% thirteen percent (663) were Black, one percent was Hispanic (61), and Asian (47).
- Eighty-three percent (4,122) of the APRNs renewing their license in 2016 reported the Master's degree as their highest degree in nursing and seven percent indicated that they held a doctorate degree.
- Eighty-seven percent (4,357) of the APRNs in LA that renewed their license in 2016 were employed full-time (87%).
- In 2016, hospitals employed 41% (1,982) of the APRNs renewing their license in Louisiana followed by 26% (1,268) that were working in ambulatory care and/or clinics.
- In 2016, 28% (1,354) of the APRNs renewing their license reported their specialty practice area as adult health, adult family health and/or primary care and 26% (1,277) cited anesthesia as their specialty practice area.
- In 2016, approximately 34% (1,459) of the 4,357 APRNs working full-time reported an annual income between \$100,001 and \$150,000 and 32% (1,378) reported a salary of between \$75,001 and \$100,000.
- Sixty-four percent (3,155) of the APRNs renewing their LA license in 2016 had prescriptive authority.

References

- American Association of Nurse Practitioners (2015). *Annual Income for Full-time Nurse Practitioners Up 10% Since 2011*. Retrieved from <http://www.aacnnursing.org/Portals/42/News/Factsheets/Faculty-Shortage-Factsheet-2017.pdf>
- American Association of Colleges of Nursing (2017). *Nursing faculty shortage fact sheet*. Retrieved from <http://www.aacnnursing.org/Portals/42/News/Factsheets/Faculty-Shortage-Factsheet-2017.pdf>
- American Association of Colleges of Nursing's (AACN) 34th Annual Survey of Institutions with Baccalaureate and Higher Degree Nursing Programs (2015)
- Benner, P., Sutphen, M., Leonard, V. and Day, L. (2010). *Educating nurses: A call for radical transformation*. San Francisco, CA: Jossey-Bass.
- Georgetown University Center on Education and the Workforce McCourt School of Public Policy (2015). *Nursing supply and demand through 2020*. Retrieved from <https://cew.georgetown.edu/wp-content/uploads/Nursing-Supply-Final.pdf>.
- House Resolution 244 by Representative Dustin Miller (2016). To urge and request the Louisiana State Board of Nursing and the Louisiana State Board of Practical Nurse Examiners, jointly, to study the feasibility and desirability of merging the two boards, and to report findings of the study to the House Committee on Health and Welfare. Retrieved from <https://www.legis.la.gov/legis/ViewDocument.aspx?d=1010653>.
- Institute of Medicine Report on the Future of Nursing (2011). *The future of nursing: Leading change, advancing health*. Washington, D.C.: The National Academies Press.
- Joynt, J. & Kimball, B. (2008). *Blowing open the bottleneck: Designing new approaches to increase nurse education capacity* (A white paper commissioned by the Robert Wood Johnson Foundation, the Center to Champion Nursing in America, and the U.S. Department of Labor, Employment and Training Administration). Retrieved from <http://www.rwjf.org/files/research/3335.32415.pdf>
- Louisiana Administrative Code under Title 46, Professional and Occupational Standards, Nurses: Practical Nurses and Registered Nurses: Subpart 2. Nurses. Retrieved from <http://www.doa.la.gov/Pages/osr/LAC-46.aspx>
- Louisiana State Board of Nursing Rules and Regulations Title 46 (n.d.). *Professional and occupational standards part XLVII subpart 2. Registered nurses*. Retrieved from <https://www.lsbns.state.la.us/Portals/1/Documents/rules/fullrules.pdf#page=28>.

National Advisory Council on Nurse Education and Practice (2010). *Meeting the challenges of the new millennium: Challenges facing the nurse workforce in a changing health care environment*. Retrieved from <ftp://ftp.hrsa.gov/bhpr/nursing/sixth.pdf>.

National Council State Boards of Nursing (2016). *Passing standard*. Retrieved from <https://www.ncsbn.org/2630.htm>.

Southern Association of Colleges and Schools (2012). *Accrediting standards*. Retrieved from <http://www.sacscoc.org/pdf/2012PrinciplesOfAcreditation.pdf>

Southern Regional Education Board (2017). *Higher education faculty & administrators: average salaries of full-time instructional faculty at public four-year colleges and universities*. Retrieved from <https://www.sreb.org/post/average-salaries-full-time-instructional-faculty-rank-public-four-year-colleges-and>

Bureau of Labor Statistics (2017). *Occupational Employment and Wages, May 2016: 29-1171 Nurse Practitioners*. Retrieved from <https://www.bls.gov/oes/current/oes291171.htm#st>

APPENDIX A

LSBN Summary of Strategic Plan, 2018-2020



the clarion group
REAL. CLEAR. INSIGHT.

LOUISIANA STATE BOARD OF NURSING SUMMARY OF STRATEGIC PLAN, 2018-2020

NOVEMBER 8-10, 2017

920 farmington avenue, ste. 100
west hartford, ct 06107
860.232.3667

www.theclariongroup.com

Table of Contents

Introduction	1
Synthesizing the Current Situation	1
Top Strengths of LSBN to Be Leveraged in the Strategic Plan	2
Top Weaknesses/Areas of Needed Improvement That Must Be Addressed	3
Most Critical Issues Facing LSBN Over the Next Three to Five Years	3
Setting Future Direction	5
Overview of Key Elements of Future Direction.....	5
Mission and Vision	5
Central Challenge and Strategic Priorities.....	6
Strategic Mapping.....	7
Strategic Map for the Louisiana State Board of Nursing	9
Implementation Planning	11
Setting Implementation Priorities	11
Identifying Tracks of Work	13
Developing Preliminary Implementation Plans.....	13
Next Steps	14

Louisiana State Board of Nursing

Strategic Planning Session

Meeting Summary: November 8-10, 2017

INTRODUCTION

Dr. Laura Bonanno, President of the Board of Directors of the Louisiana State Board of Nursing (LSBN), welcomed participants to the strategic planning session. Laura introduced Laurie Schulte of The Clarion Group and invited her to facilitate the session. Laurie provided an overview of strategic effectiveness – an organization's ability to set the right goals and consistently achieve them.



Organizations with high strategic effectiveness:

- Quickly formulate a “good enough” strategic plan.
- Move immediately to implementation – letting implementation teach them the ways that the strategy is on target and the ways it needs to be improved.
- Review progress with implementation regularly with honesty and candor.
- Make needed adjustments based on what is working, what isn't, and how the world has changed.
- Focus on results, not activities.

Laurie also outlined the agenda for the strategic planning session:

- Synthesize the current situation of LSBN.
- Set its future direction.
- Create a strategic map that depicts how to move from “current” to “future.”

SYNTHESIZING THE CURRENT SITUATION

As a first step in setting the future direction for LSBN, The Clarion Group conducted telephone interviews with LSBN Board members and senior staff. The Clarion Group's *Executive Summary of Stakeholder Interviews* can be accessed by double-clicking on the icon below:



Executive Summary of Stakeholder Interv

Participants met in small groups to synthesize the assessment of LSBN's current situation, using the interview summary as input to their thinking. The small groups considered the following:

- Top strengths of LSBN to be leveraged in the strategic plan
- Top weaknesses/areas of needed improvement that must be addressed in the plan
- The few most critical issues facing LSBN over the next three to five years

A summary of the small group reports follows.

Top Strengths of LSBN to Be Leveraged in the Strategic Plan

GROUP 1: LAURA BONANNO, TAVELL KINDALL, MARELLE YONGUE, WANDA WOODS-MATTHEWS, PATTY DUFRENE

- Protecting the public's safety by holding RNs to high standards
- Educational preparation, experience and knowledge of LSBN's Board and staff
- Success of the RNP
- Physical and fiscal resources to carry out the mission of LSBN
- Diversity, educational, and practice background of LSBN members

GROUP 2: TERESITA MCNABB, JOLIE HARRIS, ISONEL BROWN, CYNTHIA YORK, NANCY DAVIS

- Mission focus/orientation
- Staff/Board partnership
- Operational and financial improvements/strength
- Strong RNP

GROUP 3: KAREN LYON, JENNIFER WRIGHT, TIM COTITA, CINDI BIENEMY, BARBARA MCGILL

- RNP
 - Nationally renowned
 - Success rate
- Center for Nursing
 - Workforce issues
 - Use of data
- High standards
- Evidence-based practice
- Dynamic:
 - Building
 - Practice issues
 - National focus

Top Weaknesses/Areas of Needed Improvement That Must Be Addressed

GROUP 1

- Reputation/approachability (perception)
- Untimely with disciplinary matters for RNs and students, resulting in a backlog
- Customer service
- Relationships with other organizations need to be built.

GROUP 2

- Human resources processes/organizational dynamics
- External relationships/image and customer service improvements
 - Professional organizations
 - Licensees
 - Schools of nursing
 - Board of Medicine
 - Etc.
- Governance
 - Education/orientation
 - Statutory requirements for Board members limit perspectives.

GROUP 3

- Licensure processes; move to electronic
- Lack of consistent written policies and procedures including following them when they are in place
- Need to keep up with revisions as we change
- Investigations
 - Lack of consistency
 - For example, no consistency in Fitness For Duty
- All departments need to use the same processes.
- Phone system with recording capability
- Working in silos
- Reputation as a disciplinarian
- Need a more public presence to "tell our story"

Most Critical Issues Facing LSBN Over the Next Three to Five Years

GROUP 1

- Lack of participation in the nurse compact
- Nursing shortage
 - RNs
 - APRNs
- Full practice authority for APRNs
- Political climate statewide

GROUP 2

- One Board of Nursing
- Compact status
- Full practice authority for APRNs
- Improve organizational effectiveness.

GROUP 3

- Enhanced RN compact
 - Two Boards issue
 - Telehealth
- Other professions are modeling the RN compact.
- Education
 - Fair trade: out of state vs. in state
 - Approval vs. monitoring

Discussion of the assessment of the current situation included the following points.

- LSBN should be more strategic in this strategic plan.
 - The last plan was more operational.
 - There may continue to be operational issues that impede LSBN's ability to advance its mission – in which case, these should be addressed in the strategy.
- LSBN must be thoughtful and deliberate in engaging legislative stakeholders.
 - We can educate, but not lobby.
 - Relationships need to be positive.
 - The data supports the positive outcomes achieved by APRNs with full practice authority.
- Multiple entities are involved in pursuing full practice authority for APRNs.
 - Legislators hear different messages from different groups, which makes them appear
 - There is some “burnout” among legislators on the full practice authority issue.
 - LSBN should:
 - Build a relationship of trust with other professional nursing associations.
 - Advance a united voice.
 - This may require a neutral convener that is not LSBN.
- Full practice authority is not a desired outcome for some APRNs in the field.
 - Some APRN-physician relationships are very positive.
 - Organized nursing and organized medicine can be less collaborative.
 - Hard data on the points of view of nurses in the field would be useful.

SETTING FUTURE DIRECTION

Overview of Key Elements of Future Direction

Laurie Schulte provided a brief overview of the key elements of an organization's future direction.



- An organization's mission states why it exists, its reason for being, its fundamental purpose. It's an enduring statement that usually remains the same for many years, providing long-term continuity and direction for the organization.
- Vision articulates the long-term outcome or end-state that the organization will make a definitive contribution to creating.
- Strategy outlines what the organization needs to do at this point in its history. It is more focused and time bound than mission and vision – often looking to the next three years.
- An organization's core values and/or guiding principles outline its unique approach, its norms for "how we do things" in the organization.
- An organization's tactics outline "how" to implement its strategy.

Mission and Vision

The group discussed the characteristics of good mission and vision statements:

- Clear: stated in plain language without jargon that needs to be explained; easy for everyone to understand
- Concise: not necessarily "25 words or less" but a brief description of the essence of the organization
- Enduring: will be as true 10 or 15 years from now as it is today
- Distinctive: expresses the uniqueness of the organization, how it is different from other organizations
- Motivational: uses language that captures purpose and emotion, motivating people to commit effort and energy to the organization

As context for setting LSBN's future direction, participants reviewed its mission and vision.

MISSION OF THE LOUISIANA STATE BOARD OF NURSING

To safeguard the life and health of the citizens of Louisiana by assuring persons practicing as registered nurses and advanced practice registered nurses are competent and safe

VISION FOR THE LOUISIANA STATE BOARD OF NURSING

LSBN will be recognized nationally as a trend-setter and a leader in proactive nursing practices and regulatory standards and processes.

After discussion, the group confirmed its mission and agreed to the following revision to its vision:

REVISED VISION FOR THE LOUISIANA STATE BOARD OF NURSING

LSBN will be a nationally recognized leader and trend-setter in regulatory excellence that advances nursing education, practice and workforce.

Central Challenge and Strategic Priorities

Participants were asked to identify – in a word or phrase – the central challenge that LSBN faces over the next three years. A summary of responses follows:

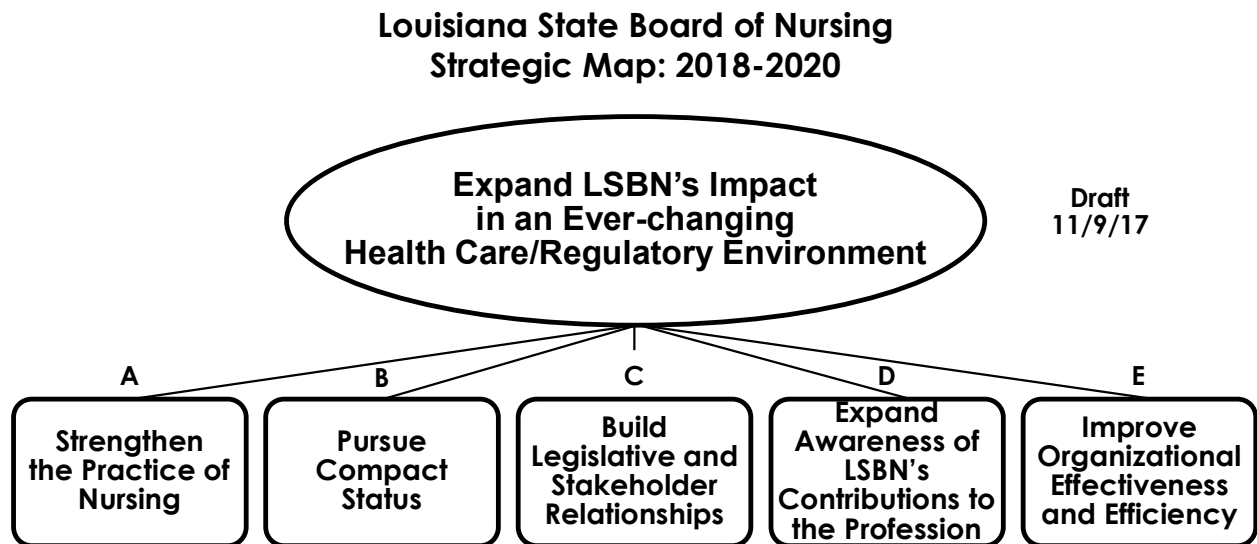
- Achieving legislative advocacy for our agendas
- Regulatory: the unknown
- Obtaining compact status, including stakeholder buy-in
- The political climate surrounding all areas of practice, education and regulatory
- The compact: the Board has a direct leadership role
- Combining the two Boards
- Politics: what we want to achieve and what we're directed to do
- Agility to respond to the ever-changing landscape in practice and education; to move at the pace that the primary customer base is moving
- Getting on the same page
- Politically motivated challenges and decisions
- Our legislative agenda
- Right relationships
- Legislature
- Politics/appropriate lobbying to get support

Using a one-page graphic representation of a strategic map, Laurie Schulte explained the concepts of central challenge and strategic priorities.

- The oval at the top of the strategic map is the central challenge.
 - It is the focal point for strategy.
 - It focuses on what the organization needs to do in the next three years to support its mission.
- The central challenge is supported by some number of strategic priorities.
 - Strategic priorities are the few critical things we must do in order to meet our central challenge.
 - The number of strategic priorities can vary, but is never fewer than three or more than six.
- There are two tests of a strategic priority:
 - Is each priority necessary to meet the central challenge?

- Are the strategic priorities taken together sufficient to meet the challenge?
- The boxes under each strategic priority are strategic objectives. Strategic objectives are the next level of “what to do” to achieve the strategic priority.

Based on participant input on the central challenge, Laurie then presented a draft of a possible central challenge and strategic priorities for LSBN for the next three years. After discussion and revision, the group agreed to the following version as “good enough” to begin work to develop strategic objectives for the map.



Strategic Mapping

In order to develop a strategic map for LSBN, participants worked in small groups to identify strategic objectives that support Strategic Priorities A through D. A summary of the small group reports follows. (Participants worked as a full group to develop Strategic Priority E.)

STRATEGIC PRIORITY A: STRENGTHEN THE PRACTICE OF NURSING (PATY DEFRENE, CYNTHIA YORK, JOLIE HARRIS, TERESITA MCNABB)

- Redesign compliance of education programs to include approval and monitoring process.
 - Regulation of students
 - 80% NCLEX pass rate; working with NCSBN workgroup
 - 80% BSN by 2020 – concept of increasing the number of BSN-prepared nurses
- Core competencies for independent practice
 - APRNs
 - RNs
- Remove scope of practice barriers for APRNs.
 - Barriers include:
 - Legislative
 - Organizational
 - Institutional

- Payment – insurance payors
 - Survey nurses.
- Be proactive in current declaratory practice statements that are evidence based and reviewed at set intervals to ensure relevancy.
- Conduct nurse employer/demand studies to identify the needs of employers and educators to develop the nursing workforce of the future.

Other Notes

- Board develops educational topics – focused educational requirements; exploration of the competency of the nursing workforce
- Nurse faculty shortage
- Better prepared workforce – nurse residency program
- Demand for specialty nurses
- Nurse supply/demand: where are the gaps?
- Turnover of new graduates

STRATEGIC PRIORITY B: PURSUE COMPACT STATUS (JACKIE HILL, CINDI BIENEMY, KAREN LYON, MARELLE YONGUE)

- Identify stakeholders.
 - Legislators
 - LHA
 - Insurance
 - LSNA
 - LSBPNE
 - Other nursing health care providers
- Build relationships with the LPN Board (survey nursing RNs and LPNs).
- Utilize NCSBN resources.
- Marketing and education (public relations campaign)

STRATEGIC PRIORITY C: BUILD LEGISLATIVE AND STAKEHOLDER RELATIONSHIPS (TAVELL KINDALL, NANCY DAVIS, TIM COTITA, JENNIFER WRIGHT)

- Unified voice and message are key.
- Identify individuals with skills in building external relationships with external stakeholders.
- Create and engage a coalition of nursing organizations.
- Expand public promotion of collective agendas.

STRATEGIC PRIORITY D: EXPAND AWARENESS OF LSBN'S CONTRIBUTION TO THE PROFESSION (BARBARA MCGILL, WANDA WOODS-MATTHEWS, LAURA BONANNO, ISONEL BROWN)

- Seek opportunities to promote what we do well.
 - Grand opening of the new building
 - Legislative events, nurses' day
 - Professional organization meetings
- Develop promotional materials/"fact sheets" to distribute and/or make available to visitors.

- Promote awareness of Board member accomplishments or activities related to their positions.
- Take advantage of nursing, hospital appreciation events.
 - Advertisements
 - Press releases
 - Media
 - Host an annual event to bring together nursing leaders.
 - Education
 - Practice

Strategic Map for the Louisiana State Board of Nursing

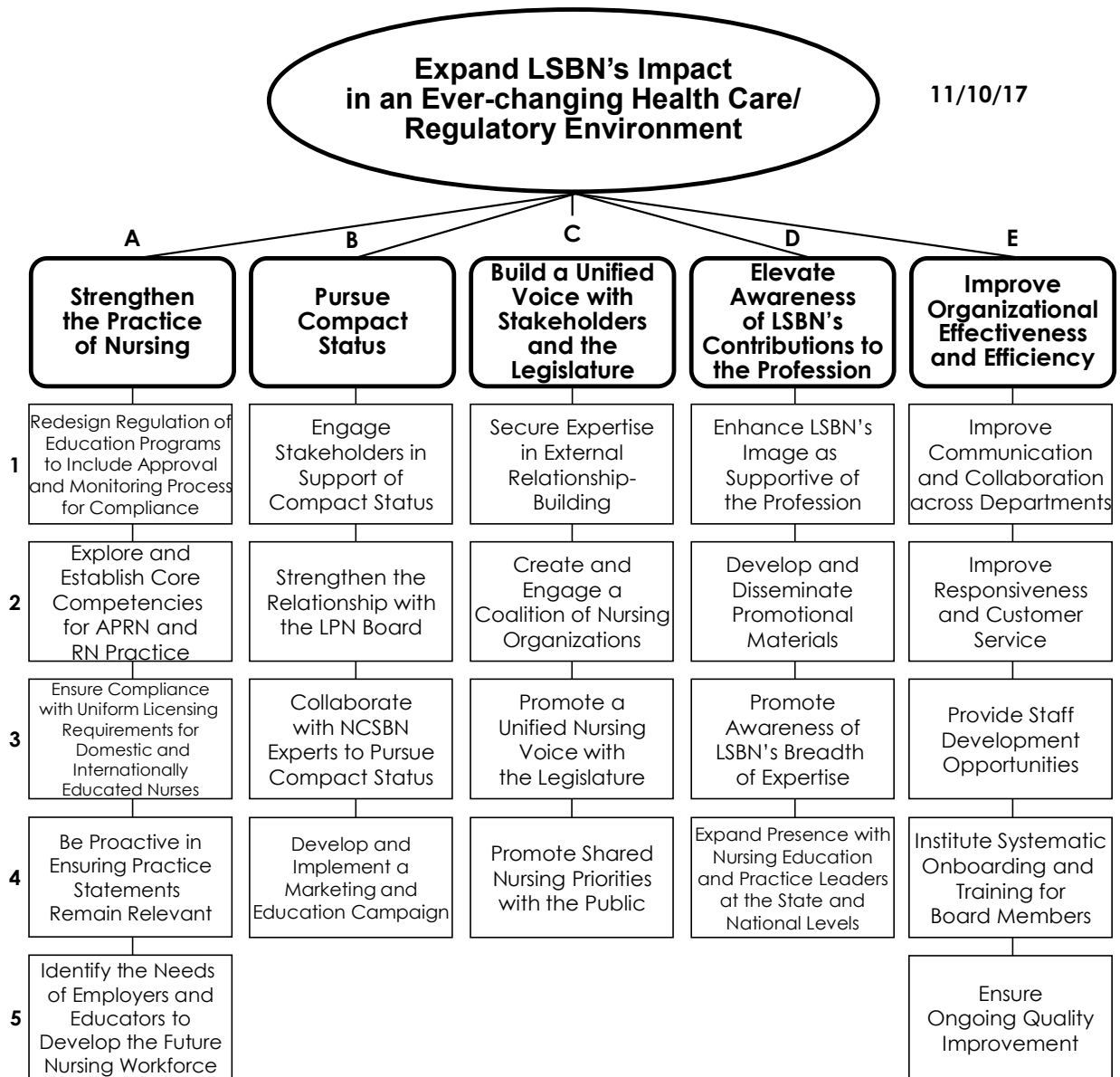
Based on the above input and extensive discussion that followed, the group developed the strategic map on the following page to guide LSBN's efforts during the next three years.

Louisiana State Board of Nursing Strategic Plan: 2018-2020

Mission: To safeguard the life and health of the citizens of Louisiana by assuring persons practicing as registered nurses and advanced practice registered nurses are competent and safe

Vision: LSBN will be a nationally recognized leader and trend-setter in regulatory excellence that advances nursing education, practice, and workforce

LSBN Strategic Map



Discussion of the strategic map included the following points.

- The central challenge, “Expand LSBN’s impact in an ever-changing health care/regulatory environment,” grounds the strategy in the particular demands of this dynamic three-year period.
- Strategic Priority A, “Strengthen the practice of nursing”:
 - Is core to LSBN’s mission
 - Includes consideration and pursuit of full practice authority for APRNs
- Strategic Priority B, “Pursue compact status”:
 - Has been a priority for some time
 - Has proven difficult to pursue – in part because the two nursing boards are not aligned on a path forward, particularly on the benefit of combining the boards into one
 - May move ahead via initiative by the state legislature – which is not the ideal path forward
- Strategic Priority C, “Build a unified voice with stakeholders and the legislature,” includes:
 - Establishing better relationships with other professional nursing associations
 - Using those relationships to develop and promote a unified voice with the legislature
 - Leveraging the general public’s positive perceptions of nursing so people better understand what LSBN is trying to do to improve the profession
 - LSBN will need external expertise to successfully implement this strategic priority.
- Strategic Priority D, “Elevate awareness of LSBN’s contributions to the profession”:
 - Continues as a concern of the Board and staff
 - Has at its core LSBN’s desire to demonstrate that it is:
 - Not “the bad guy”
 - Invested in supporting the profession of nursing
 - Successful implementation of Strategic Priorities A, B and C will contribute to this awareness-building.
- Strategic Priority E, “Improve organizational effectiveness and efficiency,” has multiple dimensions, including:
 - Improving communications
 - Improving responsiveness and customer service, particularly with disciplinary matters
 - Completing implementation of the “paper-lite” initiative
 - Systematically onboarding and developing staff
 - Providing more robust Board development

IMPLEMENTATION PLANNING

Setting Implementation Priorities

The group prioritized the efforts to implement the strategic map during the first 12 months using two different approaches. First, it surveyed each person’s thinking on the allocation of the organization’s time and energy that should be devoted to each column of the map during the first 12 months. (100 points represents all the resources that will be spent on implementation.) A summary of each person’s input follows.

A	B	C	D	E
20	20	20	20	20
20	20	10	10	30
20	20	30	20	10
25	15	15	15	30
30	20	10	10	30
20	20	20	15	25
20	0	30	20	30
10	10	40	20	20
20	25	25	10	20
15	20	25	15	25
10	10	30	10	40
20	15	25	10	30
15	15	20	25	25
15	5	40	20	20
30	25	15	15	15
290	240	355	235	370

Next, the group surveyed perceptions of which objectives on the map are the most important to emphasize during the first 12 months. Each person was given five votes, and a summary of the "straw vote" is depicted in the table below.

	A	B	C	D	E
1	1	4	5	6	5
2	3	3	8	0	11
3	4	2	7	1	1
4	1	1	0	2	1
5	2	X	X	X	6

These "straw polls" will provide guidance on the most important things for LSBN to focus on as it proceeds with implementation planning.

Identifying Tracks of Work

Laurie Schulte introduced the group to the concept of a “track of work.”

- A track of work is a single map objective or a group of related objectives that use the same resources.
- Tracks of work are a means of getting organized for implementation.
- Organizations generally focus on no more than three to five tracks in a 12-month implementation period.
- Implementation of the tracks of work incorporates three issues:
 - Priority
 - Interdependence
 - Sequence

Participants agreed that the following tracks of work should receive primary emphasis during the first 12 months.

IMPROVE EFFICIENCY AND EFFECTIVENESS

- Strategic Objective E-2: Improve responsiveness and customer service.
- Strategic Objective E-5: Ensure ongoing quality improvement.

UNIFIED VOICE

- Strategic Objective C-2: Create and engage a coalition of nursing organizations.
- Strategic Objective C-3: Promote a unified nursing voice with the legislature.

ENHANCE IMAGE

- Strategic Objective D-1: Enhance LSBN's image as supportive of the profession.
- Strategic Objective D-2: Develop and disseminate promotional materials.
- Strategic Objective D-3: Promote awareness of Board member expertise.
- Consider adding/attaching Strategic Objective B-4, "Develop and implement a marketing and education campaign," regarding compact status.

Developing Preliminary Implementation Plans

Participants met in small groups to begin developing implementation plans for each track of work. A summary of the small group reports follows.

IMPROVE EFFICIENCY AND EFFECTIVENESS: WANDA WOODS-MATTHEWS, JENNIFER WRIGHT, MARELLE YONGUE, ISONEL BROWN, BARBARA MCGill

The draft implementation planning worksheet for the Improve Efficiency and Effectiveness track of work can be accessed by double-clicking the icon below:



Improve Efficiency
and Effectiveness

UNIFIED VOICE: KAREN LYON, TAVELL KINDALL, TIM COTITA, JACKIE HILL, NANCY DAVIS

The draft implementation planning worksheet for the Unified Voice track of work can be accessed by double-clicking the icon below:



Unified Voice

ENHANCE IMAGE: CYNTHIA YORK, TERESITA MCNABB, PATTY DUFRENE, LAURA BONANNO, CINDI BIENEMY

The draft implementation planning worksheet for the Enhance Image track of work can be accessed by double-clicking the icon below:



Enhance Image

NEXT STEPS

Update the website with the mission and revised vision on page 1.

At the conclusion of the meeting, the group identified the following next steps.

- The Clarion Group will provide the following documents to Laura Bonanno, Karen Lyon and Isonel Brown for distribution to session participants:
 - The strategic map
 - A “presentation version” of the strategic map
 - A comprehensive meeting summary of the strategic planning session
 - Blank implementation planning worksheets for groups to complete implementation plans for each track of work
- LSBN leadership will communicate the strategic plan – mission, revised vision, strategic map, and first-year tracks of work – to LSBN staff at next week’s staff meeting. They will solicit comments for LSBN leadership to consider as it moves to implementation of the strategy.
- The following people will take the lead on completing the draft implementation plans for the first-year tracks of work:
 - Improve Efficiency and Effectiveness: Karen and Chiefs
 - Unified Voice: Tavell, Tim, Jennifer
 - Enhance Image: Laura, Teresita, Cynthia
 - The plans will be submitted to Karen Lyon by December 8th and distributed for review at the December 14th LSBN Board meeting.
- Laurie Schulte outlined the following as possible elements of a “review and adjust” process for LSBN:
 - Use regular leadership meetings for:

- Implementation updates
- Resolution of implementation issues/problems
- Conduct quarterly review and adjust sessions that include:
 - Reviewing progress with implementation of each track of work, including:
 - ◆ Accomplishments
 - ◆ Issues/problems/gaps
 - ◆ Lessons learned
 - ◆ Next steps
 - Reviewing the implementation plans, making adjustments as necessary
- Complete an annual strategy update session – which is typically a one-day session to:
 - Review progress on implementation (one of the quarterly reviews referenced above).
 - Update the strategic map based on:
 - ◆ What was learned from implementation
 - ◆ What's working and what isn't
 - ◆ How the environment has changed
 - Set implementation priorities for the next 12 months.

APPENDIX B

LSBN Approved Continuing Education Providers

Louisiana State Board of Nursing

17373 Perkins Road
Baton Rouge, LA 70810
Telephone: (225) 755-7500 Fax: (225) 755-7580
www.lsbns.state.la.us

LSBN APPROVED NURSING EDUCATION PROGRAMS

DIPLOMA PROGRAM

BATON ROUGE GENERAL MEDICAL CENTER

School of Nursing
3616 North Boulevard
Baton Rouge, LA 70806
Phone: (225) 387-7623; Fax (225) 381-6168
Director: Carol Tingle, PhD, MSN, RN

Approval Status: Probation

****Program currently in Phase Out****

ASSOCIATE DEGREE PROGRAMS

BATON ROUGE COMMUNITY COLLEGE

Division of Nursing & Allied Health
201 Community College Drive
Baton Rouge, LA 70806
Phone: (225) 216-8047; Fax: (225) 216-8100
Interim Dean: Tawna Pounders, RN, MSNc
Approval Status: Full

BOSSIER PARISH COMMUNITY COLLEGE

Division of Science and Allied Health
Nursing Program
6220 East Texas Street
Bossier City, LA 71111
Phone: (318) 678-6267; Fax: (318) 678-6199
Program Director: Sharon Turley, MSN, RN
Approval Status: Full

DELGADO COMMUNITY COLLEGE/CHARITY SCHOOL OF NURSING

450 South Claiborne Avenue
New Orleans, LA 70112
Phone: (504) 568-6411; Fax: (504) 568-5494
Executive Dean CSN Campus/Dean:
Cheryl Meyers, PhD, RN
Approval Status: Full

FLETCHER TECHNICAL COMMUNITY COLLEGE

Nursing and Allied Health
1407 Highway 311
Schriever, LA 70395
Phone: (985) 857-3655; Fax: (985) 857-3689
Dean of Nursing and Allied Health:
Sonia F. Clarke, RN, DNP
ASN Program Coordinator:
Allison Adams, RN, MSN
Approval Status: Full

LSU at ALEXANDRIA

Division of Nursing
8100 Highway 71 South
Alexandria, LA 71302
Phone: (318) 473-6459; Fax: (318) 473-6567
Chair, Department of Nursing:
Catherine Cormier, PhD, RN
Approval Status: Full

LSU at EUNICE

Division of Nursing & Allied Health
P.O. Box 1129
Eunice, LA 70535
Phone: (337) 550-1357; Fax: (337) 550-1289
Program Director:
Rebecca Fruge, RN, PhD
Approval Status: Full

LOUISIANA DELTA COMMUNITY COLLEGE

Division of Nursing
7500 Millhaven Road
Monroe, LA 71203
Phone: (318) 345-9174; Fax: (318) 345-9573
Program Director, ASN Program:
W. Sherita Williams, MSN, RN
Approval Status: Full

LOUISIANA TECH UNIVERSITY

Division of Nursing
P. O. Box 3152
Ruston, LA 71272
Phone: (318) 257-3101 or (318) 257-3103
Fax: (318) 257-4569
Director: Donna Hood, PhD, RN
Approval Status: Full

MCNEESE STATE UNIVERSITY

College of Nursing
P.O. Box 90415
Lake Charles, LA 70609
Phone: (337) 475-5820; Fax: (337) 475-5924
Dean: Peggy Wolfe, PhD, RN
Department Head: Rebecca Riley, MS, RN
Approval Status: Full

NORTHWESTERN STATE UNIVERSITY

College of Nursing and School of Allied Health
Nursing Education Center
1800 Line Avenue
Shreveport, LA 71101-4612
Phone: (318) 677-3100; Fax: (318) 677-3127
Dean: Dana Clawson, DNS, WHNP-BC
Associate Director, ASN Program:
Pamela Holcombe, MSN, RN
Senior Director: Pamela Simmons, PhD, RN
Approval Status: Full

SOUTHERN UNIVERSITY at SHREVEPORT

School of Nursing
Metro Center-610 Texas St., Ste. 500D
Shreveport, LA 71101
Phone: (318) 670-9641; Fax: (318) 670-6639
Director: Tiffany Williams Varner, MSN, RN
Approval Status: Probation

SOUTH LOUISIANA COMMUNITY COLLEGE

School of Nursing
1101 Bertrand Drive
Lafayette, LA 70506
Phone: (337) 521-9000; Fax: (318) 521-8992
Dean: Rebecca Harris-Smith, EdD, MSN, RN
Approval Status: Full

SOWELA TECHNICAL COMMUNITY COLLEGE

Department of Nursing
3820 Senator J. Bennet Johnston Avenue
Lake Charles, LA 70615
Phone: (337) 421-6594; Fax: (337) 491-2103
Dean: Wendi Palermo, PhD, RN
Approval Status: Initial

BACCALAUREATE PROGRAMS

DILLARD UNIVERSITY

School of Nursing
2601 Gentilly Blvd. PSB 102
New Orleans, LA 70122-3097
Phone: (504) 816-4717; Fax: (504) 816-4861
Chair: Sharon Hutchinson, PhD, MN, RN, CNE
Approval Status: Probation

****Not admitting students****

CHAMBERLAIN UNIVERSITY

College of Nursing
400 LaBarre Road
Jefferson, LA 70121
Phone: (504) 312-2708
Campus President:
Jennifer Couvillon, PhD, RN-BC, FNP, CNE
Approval Status: Initial

GRAMBLING STATE UNIVERSITY

School of Nursing
Box 4272
Grambling, LA 71245
Phone: (318) 274-2672; Fax: (318) 274-3491
Associate Dean:
Mary Meg Brown, PhD, RN, ACNS-BC
Approval Status: Initial

LOUISIANA COLLEGE

Division of Nursing
1140 College Drive - Box 556
Pineville, LA 71359-0556
Phone: (318) 487-7127; Fax: (318) 487-7488
Dean: Marilyn Cooksey, RN, PhD
Approval Status: Probation

LSU HEALTH SCIENCES CENTER

School of Nursing
1900 Gravier
New Orleans, LA 70112
Phone: (504) 568-4180; Fax: (504) 568-5154
Dean: Demetrius Porche, DNS, APRN, FNP, PhD
Assistant Dean for Student Services:
Kendra M. Barrier, PhD, MSN, RN
Approval Status: Full

MCNEESE STATE UNIVERSITY

College of Nursing
P.O. Box 90415
Lake Charles, LA 70609
Phone: (337) 475-5820; Fax: (337) 475-5924
Dean: Peggy Wolfe, PhD, RN
Department Head for Undergraduate Nursing Programs: Rebecca Riley, MS, RN
Approval Status: Full

NICHOLLS STATE UNIVERSITY

College of Nursing and Allied Health
University Station - Box 2143
Thibodaux, LA 70310
Phone: (985) 448-4696; Fax: (985) 448-4932
Dean: Velma Westbrook, DNS, RN, MA
Department Head: Rebecca Lyons, MSN, RN, CCRN
Approval Status: Full

NORTHWESTERN STATE UNIVERSITY OF LOUISIANA

College of Nursing and School of Allied Health
Nursing Education Center
1800 Line Avenue
Shreveport, LA 71101-4612
Phone: (318) 677-3100; Fax: (318) 677-3127
Dean: Dana Clawson, DNS, WHNP-BC
BSN Program: Pam Holcombe, MSN, RN
Senior Director: Pamela Simmons, PhD, RN
Approval Status: Full

FRANCISCAN MISSIONARIES OF OUR LADY UNIVERSITY (Formally Our Lady of the Lake)

School of Nursing
7500 Hennessy Boulevard
Baton Rouge, LA 70809
Phone: (225) 768-1750; Fax: (225) 768-1760
Dean: Amy Hall, PhD, RN, CNE
Approval Status: Probation

SOUTHEASTERN LOUISIANA UNIVERSITY

School of Nursing
SLU 10781
Hammond, LA 70402
Phone: (985) 549-2156; Fax: (985) 549-5087 or 5179
Dean: Ann Carruth, DNS, RN
Interim Dept. Head: Eileen Creel, DNS, RN
Approval Status: Full

SOUTHERN UNIVERSITY

School of Nursing
P.O. Box 11794
Baton Rouge, LA 70813
Phone: (225) 771-2166; Fax: (225) 771-2641
Dean: Janet Rami, PhD, RN
Associate Dean: Jacqueline Hill, PhD, RN
Interim BSN Chair: Latricia Greggs, PhD, RN
Approval Status: Full

UNIVERSITY OF HOLY CROSS

Department of Nursing and Allied Health
4123 Woodland Drive
New Orleans, LA 70131
Phone: (504) 398-2213; Fax: (504) 391-2421
Chair: Patricia Prechter, RN, MSN, Ed.D
Approval Status: Full

UNIVERSITY OF LOUISIANA LAFAYETTE

College of Nursing & Allied Health Professions

P.O. Box 43810

Lafayette, LA 70504

Phone: (337) 482-6808; Fax: (337) 482-5649

Dean: Gail Poirrier, DNS, RN

Department Head and Associate to Dean:

Lisa Broussard, DNS, RN, CNE

Associate Dean:

Melinda Oberleitner, DNS, APRN, CNS

Approval Status: Full

UNIVERSITY OF LOUISIANA MONROE

School of Nursing

700 University Avenue

Monroe, LA 71209-0460

Phone: (318) 342-1640; Fax: (318) 342-1567

Interim Director: Wendy Bailes, PhD, RN

Approval Status: Full

LSBN APPROVED GRADUATE PROGRAMS IN NURSING

GRAMBLING STATE UNIVERSITY

School of Nursing
P.O. Box 4272
Grambling, LA 71245
Phone: (318) 274-2897

Associate Dean:

Mary Meg Brown, PhD, RN, ACNS-BC

MSN Program Director:

Tammy Steward-Dixon

Approval Status: Full

Degrees: MSN

Programs: FNP (MSN, PMC)

PNP (MSN)

Nurse Educator (MSN)

INTERCOLLEGIATE CONSORTIUM FOR A MASTER OF SCIENCE IN NURSING (ICMSN):

Nicholls State University

McNeese State University

Southeastern Louisiana University

University of Louisiana Lafayette

Approval Status: Full

Degrees: MSN, Post Master DNP

Programs: FNP (MSN, PMDNP)

FPMHNP (MSN, PMDNP)

AHNP (MSN)

AHCNS (MSN)

APMHNP (MSN)

Nurse Educator (MSN)

Nurse Executive (MSN)

1. NICHOLLS STATE UNIVERSITY

College of Nursing and Allied Health
University Station - Box 2143
Thibodaux, LA 70310
Phone: (985) 448-4696 Fax: (985) 448-4932
Dean: Velma Westbrook, DNS, RN, MA
Department Head:
Rebecca Lyons, MSN, RN, CCRN

2. MCNEESE STATE UNIVERSITY

College of Nursing
P.O. Box 90415
Lake Charles, LA 70601
Phone: (337) 475-5753
Dean: Peggy Wolfe, PhD, RN
Graduate Nursing Program Faculty:
Sattaria Dilks, DNP, APRN, PMHNP-BC
Curriculum/ Evaluation:
Ann Warner, PhD, RN, CNE

3. SOUTHEASTERN LOUISIANA UNIVERSITY

School of Nursing
SLU 10781
Hammond, LA 70402
Phone: (985) 549-5045; Fax: (985) 549-5087
Dean: Ann Carruth, DNS, RN
Graduate Program Coordinator:
Lorinda Sealey, PhD, RNC-MNN

4. UNIVERSITY OF LOUISIANA LAFAYETTE

College of Nursing & Allied Health Professions
P.O. Box 43810
Lafayette, LA 70454
Phone: (337) 482-6808
Dean: Gail Poirrier, DNS, RN
Graduate Program Coordinator:
Donna Gauthier, PhD, RN

LOYOLA UNIVERSITY

School of Nursing
6363 St. Charles Avenue, Campus Box 45
New Orleans, LA 70118
Phone: (504) 865-3142
Interim Director: Laurie Ann Ferguson, DNP, APRN, ANP-BC, FNP-BC, CPNP, FNAP, FAANP

Approval Status: Full

Degrees: MSN, DNP

Programs: FNP (MSN, PMC PMDNP, BSN-DNP)
ANP (MSN, PMC)
Nurse Leadership (MSN)

LSU HEALTH SCIENCES CENTER

School of Nursing
1900 Gravier Street
New Orleans, LA 70112
Phone: 504-568-4106
Dean: Demetrius Porche, DNS, APRN, FNP, PhD

Approval Status: Full

Degrees: BSN - DNP

Programs: AGCNS (BSN-DNP)
FNP (primary care) (BSN-DNP)
NNP (BSN - DNP)
CRNA (MSN, PMDNP, BSN-DNP)
AGPCNP (BSN-DNP)
AGACNP (BSN-DNP)
Post Master's DNP
Public/Comm. Health Nurse (BSN-DNP)
PMHNP (DNP)
PNP – AC (BSN-DNP)
PNP – PC (BSN-DNP)
Nurse Educator (MSN)
Executive Nurse Leader (BSN-DNP)
Clinical Nurse Leader (MSN)

NORTHWESTERN STATE UNIVERSITY

College of Nursing and School of Allied Health

Nursing Education Center

1800 Line Avenue

Shreveport, LA 71101

Phone: (318) 677-3100

Dean: Dana Clawson, DNS, WHNP-BC

Approval Status: Full

Degrees: MSN

Programs: FNP (MSN, PMC)

PNP (MSN, PMC)

WHNP (MSN, PMC)

Adult Gerontology NP - Acute Care

(MSN, PMC)

Adult Gerontology NP – Primary Care (MSN, PMC)

Nurse Educator (MSN)

Nurse Administrator (MSN)

PMHNP (MSN, PMC)

FRANCISCAN MISSIONARIES OF OUR LADY UNIVERSITY (Formally Our Lady of the Lake)

School of Nursing

7500 Hennessy Boulevard

Baton Rouge, LA 70809

Phone: 225-214-6979

Dean: Amy Hall, PhD, RN, CNE

Approval Status: Full

Degree: MSN, DNP

Programs: CRNA (DNP)

Nurse Educator (MSN)

Nurse Administrator (MSN)

Family Nurse Practitioner (MSN)

SOUTHERN UNIVERSITY

School of Nursing

P.O. Box 11794

Baton Rouge, LA 70813

Phone: 225-771-2663

Dean: Janet Rami, PhD, RN

Associate Dean: Jacqueline Hill, PhD, RN

Chair, Graduate Nursing Program:

Cheryl Taylor, PhD, RN, FAAN

Approval Status: Full

Degrees: MSN, PM Post Master's DNP

Programs: FNP (MSN, PMC, PMDNP)

Gerontology NP (MSN)

Gerontology CNS (MSN)

Nurse Educator (MSN)

Nurse Administrator (MSN)

**SOUTHEASTERN LOUISIANA UNIVERSITY
UNIVERSITY OF LOUISIANA LAFAYETTE**

School of Nursing

SLU 10781

Hammond, LA 70402

Phone: 985-549-5045

Fax: 985-549-5087

Dean: Ann Carruth, DNS, RN

Graduate Program Coordinator:

Lorinda Sealey, PhD, RNC-MNN

College of Nursing & Allied Health Professions

P.O. Box 43810

Lafayette, LA 70454

Phone: 337-482-6808

Dean: Gail Poirrier, DNS, RN

Graduate Program Coordinator:

Donna Gauthier, PhD, RN

Approval Status: Full

Degree: BSN-DNP

Programs: FNP (DNP)

UNIVERSITY OF LOUISIANA MONROE

School of Nursing

700 University Avenue

Monroe, LA 71209-0460

Phone: (318) 342-1640; Fax: (318) 342-1567

Interim Director: Wendy Bailes, PhD, RN

Associate Director of Graduate Nursing Programs:

Rhonda Hensley, EdD, DNP, APRN

Approval Status: Initial

Degree: MSN

Programs: AGNP-Primary Care (MSN)

Family Nurse Practitioner (MSN)

Clinical Nurse Leader

**OUT OF STATE SCHOOLS APPROVED TO OFFER CLINICAL
EXPERIENCE IN LOUISIANA**

UNDERGRADUATE PROGRAMS

SOUTHWEST MISSISSIPPI COMMUNITY COLLEGE

ADN Program

1156 College Drive

Summit, MS 39666

Phone: (601) 276-2000; Fax: (601) 276-3824

Director of Nursing: Melissa Temple, PhD, MSN, RN

Dates of Approval:

Initial: February 16, 2017 – February 16, 2020

GRADUATE PROGRAMS

ALCORN STATE UNIVERSITY

School of Nursing
15 Campus Drive
Natchez, MS 39120
Phone: (601) 304-4303; Fax: (601) 304-4378
Associate Dean, School of Nursing:
Janelle R. Baker, PhD, APRN, A/GPCNP-BC

Date of Approval

Initial: June 12, 2013 - June 12, 2015

Reapproved: through October 19, 2020

Degrees: MSN, PMC

Programs: FNP (MSN, PMC)

BRADLEY UNIVERSITY

Department of Nursing
1501 West Bradley Avenue
Peoria, Illinois 61625-0684
Phone: (309) 677-4398; Fax: (309) 677-3184
Chair: Cindy L. Brubaker, EdD, FNP

Date of Approval:

Initial: August 10, 2017 – August 10, 2020

Degrees: MSN, PMC

Programs: FNP (MSN, PMC)

FRONTIER NURSING UNIVERSITY

School of Nursing
195 School Street
PO Box 528
Hyden, Kentucky 41749
Phone: (606) 672-2312; Fax: (606) 672-3776
Compliance Officer: Shelley Aldridge

Dates of Approval:

Initial: December 14, 2011 - December 14, 2013

Reapproved: through December 14, 2020

Degrees: MSN, PMC, DNP

Programs: CNM (MSN, PMC, DNP)
FNP (MSN, PMC, DNP)
WHNP (MSN, PMC, DNP)
PMHNP (MSN, PMC)

GEORGETOWN UNIVERSITY

School of Nursing & Health Studies
3700 Reservoir Road, NW
St. Mary's Hall 101
Washington, DC 20057-1107
Phone: (202) 687-3118; Fax: (202) 687-4572
Interim Dean, School of Nursing & Health Studies:
Patricia Cloonan, PhD, RN
Dir. of Operations, Online Program: Stasia Levin
Assistant Dir. of Operations, Online Program:
Lauren Hlava

Dates of Approval:

Initial: December 14, 2011 - December 14, 2013

Reapproved: through December 14, 2020

Degrees: MSN

GEORGETOWN UNIVERSITY Continued

Programs: FNP (MSN)
CNM/WHNP (Dual) (MSN)
AGACNP (MSN)
WHNP (MSN)
Nurse Educator (Non APRN)

GRACELAND UNIVERSITY

School of Nursing
1401 W. Truman Road
Independence, MO 64050
Phone: (816) 833-0524; Fax: (816) 833-2990
Dean, School of Nursing:

Claudia Horton, PhD, RN, CNE

Dates of Approval:

Initial: December 14, 2011 - December 14, 2013

Reapproved: through December 14, 2020

Degrees: MSN

Programs: FNP (MSN)
Nurse Educator (MSN, Non APRN)
Organizational Leadership (DNP, Non-APRN)

HERZING UNIVERSITY

W140 N8917 Lilly Road
Menomonee Falls, WI 53051
Phone: (866) 508-0748; Fax: (414) 727-7090
Associate VO of Academic and Regulatory Affairs:
Elainna Guerrette
Senior System Dean of Nursing:
Dr. Elizabeth Markham
Department Chair:

Patricia Wagner, DNP, GNP-BC

Dates of Approval:

Initial: April 17, 2013 – April 17, 2015

Reapproved: through April 16, 2020

Degrees: MSN, PMC

Programs: FNP (MSN, PMC)

MARYVILLE UNIVERSITY

College of Health Professions
650 Maryville University Drive
St. Louis, MO 63141
Phone: (314) 529-9453
Assistant Dean for Nursing:
Elizabeth A. Buck, PhD, RN

Dates of Approval

Initial: December 11, 2013 – December 11, 2015

Reapproved: through June 16, 2018

Degrees: MSN, BSN-DNP and PMC

Program: FNP (MSN, BSN-DNP and PMC)

MIDWESTERN UNIVERSITY

Nurse Anesthesia Program
 19555 N. 59th Avenue
 Glendale, AZ 85308
 Phone: (623) 572-3760; Fax (623) 572-3227
Program Director:
 Terence Burrows, CRNA, DNAP

Dates of Approval:

Initial: April 20, 2017 – April 20, 2020

Degrees: MSN

Program: CRNA (MSN)

SAMFORD UNIVERSITY

School of Nursing
 800 Lakeshore Drive
 Birmingham, AL 35229
Associate Dean, Graduate Program:
 Jane S. Martin, PhD, FNP-BC

Dates of Approval:

Initial: February 19, 2015 – February 19, 2017

Reapproved: through February 19, 2020

Degrees: BSN-DNP, MSN

Program: FNP (MSN)
 FNP (BSN-DNP)

SIMMONS COLLEGE

School of Nursing and Health Sciences
 300 The Fenway
 Boston, MA 02115-5898
 Phone: (617) 521-2000
Dean: Judy A. Beal, DNSc, RN, FAAN

Dates of Approval:

Initial: June 11, 2015 – June 11, 2017

Extended: through August 10, 2020

Degrees: MSN

Program: FNP (RN-MSN, BSN-MSN)

TEXAS CHRISTIAN UNIVERSITY

School of Nurse Anesthesia
 TCU Box 298626
 Fort Worth, Texas 76129
 Phone: (817) 257-7887; Fax: (817) 257-5472
Dean: Kay Sanders, DNP, RN
Associate Director:
 Timothy Gollaher, CRNA, MHS

Dates of Approval:

Initial: December 14, 2011 - December 14, 2013

Reapproved: through December 14, 2020

Degrees: DNP

Programs: CRNA (DNPA)

TEXAS WESLEYAN UNIVERSITY

1201 Wesleyan Street
 Fort Worth, Texas 76105-1536
 Phone: (817) 531-4444; Fax: (817) 531-6508
Director, Graduate Programs of Nurse Anesthesia:
 Debra Maloy, CRNA, Ed.D.

Dates of Approval:

Initial: December 14, 2011 - December 14, 2013

Reapproved: through December 14, 2020

Degrees: MSN

Program: CRNA (MSNA)

TROY UNIVERSITY

School of Nursing
 400 Pell Avenue
 Troy, Alabama 36802
 Phone: (334) 670-3428
Director, School of Nursing:
 L. Diane Weed, PhD, FNP-BC

Dates of Approval:

Initial: October 10, 2012 - October 10, 2014

Reapproved: through October 12, 2019

Degrees: MSN, BSN-DNP, MSN-DNP, PMC

Programs: FNP (MSN, PMC, BSN-DNP, MSN-DNP)

UNIVERSITY OF ALABAMA BIRMINGHAM

School of Nursing
 1701 University Boulevard
 Birmingham, AL 35294-1210
 Phone: (205) 934-5360
Dean, School of Nursing:
 Doreen Harper, PhD, RN, FAAN

Dates of Approval:

Initial: December 14, 2011 - December 14, 2013

Reapproved: through December 14, 2020

Degrees: MSN, DNP

Programs: FNP (MSN, DNP)
 PNP-PC (MSN, DNP)
 PMHNP (MSN, DNP)
 AGNP-PC (MSN, DNP)
 AGNP-AC (MSN, DNP)
 NNP (MSN, DNP)
 PNP-AC/PNP-PC (Dual)
 (MSN, DNP)
 AGNP/WHNP (Dual) (MSN, DNP)
 WHNP (MSN, DNP)

UNIVERSITY OF SOUTH ALABAMA

College of Nursing
 5721 USA Drive North
 HAHN 3061
 Mobile, AL 36688-0002
 Phone: (251) 445-9400; Fax: (251) 445-9416
Interim Dean: Heather Hall, PhD, RN
Assistant Dean for Clinical Affairs:
 Tracey Taylor, DNP, ACNP-BC, RN

Dates of Approval:**Initial:** September 14, 2011 - September 14, 2013**Reapproved:** through October 15, 2020**Degrees:** RN-MSN, MSN, PMC, BSN-DNP, PM-DNP, DNP

Programs: **FNP/AGNP** – Acute Care (Dual)
 (MSN, BSN-DNP, PM-DNP, PMC, DNP, RN-MSN)
AGNP-AC (MSN, BSN-DNP, PM-DNP, PMC, DNP)
AGNP-PC (MSN, BSN-DNP, PM-DNP, PMC, DNP)
FNP (MSN, BSN-DNP, PM-DNP, PMC, DNP)
FMHNP (MSN, BSN-DNP, PM-DNP, PMC, DNP)
NNP (MSN, BSN-DNP, PM-DNP, PMC, DNP)
PNP-AC (MSN, BSN-DNP, PM-DNP, PMC, DNP)
PNP-PC (MSN, BSN-DNP, PM-DNP, PMC, DNP)
WHNP (MSN, BSN-DNP, PM-DNP, PMC, DNP)
AGCNS (PMC)
AGCNS (DNP)
AHCNS (MSN)

VANDERBILT UNIVERSITY

School of Nursing
 213 Godchaux Hall
 461 21st Avenue South
 Nashville, TN 37240-1119
 Phone: (615) 322-3804; Fax: (615) 322-1708
Dean: Linda Norman, DSN, RN, FAAN
 Lee Ann Ruderer, Director Clinical Placements

Dates of Approval:**Initial:** December 14, 2011 - December 14, 2013**Reapproved:** through December 14, 2020**Degrees:** MSN, PMC

Programs: FNP (MSN, PMC)
 NNP (MSN, PMC)
 PNP (Acute & Primary) (MSN, PMC)
 AGACNP (MSN, PMC)
 AGPCNP (MSN, PMC)
 AGPCNP/WHNP (MSN, PMC)
 NMW (MSN, PMC)
 NMW/FNP (MSN, PMC)
 PMHNP (MSN, PMC)
 WHNP (MSN, PMC)

Rev. 11/1/12, 1/10/13, 1/14/13, 3/8/13, 4/22/13,
 5/1/13, 7/1/13, 8/21/13, 10/15/13, 11/5/2013,
 12/18/2013, 2/25/2014, 5/13/2014, 6/18/2014,
 8/7/2014, 9/11/2014, 10/23/2014, 12/15/2014,
 2/19/15, 4/15/2015, 5/28/2015, 6/25/2015,
 8/26/2015, 11/3/2015, 12/23/2015, 2/16/2016,
 3/2/2016, 4/21/2016, 6/29/2016, 9/6/2016,
 10/17/2016, 2/23/2017, 4/24/2017, 5/8/2017,
 6/12/2017, 7/24/2017, 8/22/2017, 9/19/2017,
 12/1/2017, 12/22/2017

APPENDIX C

NCLEX-RN Passage Rates Admissions, Enrollment, Graduates

Appendix C1

**Performance of First Time Candidates of Nursing Education Programs in Louisiana on NCLEX-RN,
regardless of where taking examination, January 1 - December 31, 2017.**

Nursing Programs	Number of Candidates	Number Passing	Percent Passing
Associate Degree			
BPCC	57	53	92.98
BRCC	25	24	96.00
Delgado CC	221	191	86.43
Fletcher Technical CC	11	9	81.82
Louisiana Delta CC	44	40	90.91
LSU Alexandria	74	70	94.59
LSU Eunice	37	32	86.49
Louisiana Tech University	47	47	100.00
McNeese State University	18	14	77.78
Northwestern State University	79	77	97.47
South Louisiana CC	31	29	93.55
Southern University Shreveport	40	29	72.50
Total	684	615	89.91
Diploma			
Baton Rouge General	32	27	84.38
Total	32	27	84.38
Baccalaureate			
Dillard University	13	9	69.23
Grambling State University	1	0	0.00
Louisiana College	33	27	81.82
LSU Health Science Center	205	199	97.07
McNeese State University	88	83	94.32
Nicholls State University	107	99	92.52
Northwestern State University	138	132	95.65
Franciscan Missionaries of Our Lady University	124	123	99.19
Southeastern LA University	132	130	98.48
Southern University BR	131	116	88.55
University of Holy Cross	36	36	100.00
University of LA Lafayette	110	105	95.45
University of LA Monroe	63	60	95.24
Total	1,181	1,119	94.75
GRAND TOTAL	1,897	1,761	92.83

Appendix C2
Applicants, Admissions, Enrollment, and Graduates of Nursing Education Programs in Louisiana (2001-2017)

YEAR	APPLICANTS	ADMISSIONS	ENROLLMENT Clinical Nursing Courses	ENROLLMENT All Nursing Majors	QUALIFIED APPLICANTS NOT ADMITTED	GRADUATES
2017	4,401	2,995	5,470	14,166	1,406	1,877
2016	3,860	2,541	5,466	16,813	1,319	2,064
2015	4,088	2,712	5,599	12,420	1,376	2,074
2014	4,351	2,956	5,836	12,575	1,395	2,081
2013	4,661	2,904	5,780	14,050	1,757	2,274
2012	4,544	2,979	6,214	13,245	1,566	2,281
2011	4,705	3,252	6,114	15,988	1,453	2,281
2010	4,737	3,384	6,175	14,779	1,353	2,239
2009	4,898	3,306	6,077	15,232	1,592	2,230
2008	5,110	3,420	6,311	13,797	1,690	2,113
2007	4,489	3,030	5,723	14,113	1,459	1,946
2006	4,909	3,317	5,534	14,785	1,592	1,828
2005	4,334	2,950	4,627	13,346	1,384	1,722
2004	3,864	2,741	5,034	14,456	1,123	1,662
2003	3,445	2,372	4,501	13,496	1,073	1,412
2002	2,535	2,151	3,881	10,976	384	1,501

Appendix C3
Qualified Applicants and Admissions: Diploma, Associate, and Baccalaureate Degree
Programs in Nursing (2013-2017)

Program	Qualified Applicants					Admissions				
	2013	2014	2015	2016	2017	2013	2014	2015	2016	2017
<u>Associate Degree</u>										
Baton Rouge CC	101	134	104	120	92	67	64	47	62	65
Bossier Parish CC	180	247	213	215	203	50	80	86	80	80
Delgado	786	694	576	601	726	286	376	315	311	395
Fletcher Tech CC	64	38	49	54	87	54	19	20	20	21
LSU Alexandria	140	150	182	127	138	140	125	131	127	138
LSU Eunice	121	119	105	130	164	73	62	63	65	90
Louisiana Delta	137	114	122	83	91	46	54	56	52	44
Louisiana Tech	138	95	155	161	187	61	69	74	74	91
McNeese	58	31	22	0	0	42	31	22	0	0
Northwestern	172	129	102	119	178	137	129	102	119	178
South Louisiana CC	0	69	76	112	138	0	40	40	40	40
Southern Univ. at Shreveport	188	191	117	88	99	90	90	117	88	99
SOWELA Technical CC	N/A	N/A	N/A	20	37				20	37
TOTAL	2,085	2,011	1,823	1,830	2,140	1,046	1,139	1,073	1,058	1,278
<u>Baccalaureate</u>										
Dillard	109	14	27	14	0	41	14	27	12	0
Grambling	84	17	0	0	0	50	17	0	0	0
Louisiana College	45	54	39	46	32	45	54	39	32	32
LSU Health Sciences Center	271	272	414	255	314	264	266	253	208	277
McNeese	276	171	133	141	107	177	166	121	92	107
Nicholls	199	193	179	184	253	128	128	127	126	152
Northwestern	289	290	195	173	213	176	168	147	173	213
Franciscan Missionaries of Our Lady University	271	285	179	103	132	252	240	179	103	132
Southeastern	353	230	276	255	279	183	170	173	182	192
Southern BR	264	332	403	416	363	165	179	194	168	159
University of Holy Cross	65	80	74	66	79	61	64	57	51	62
UL Lafayette	188	233	191	198	270	188	220	191	189	220
UL Monroe	92	91	92	110	130	88	91	92	110	127
TOTAL	2,506	2,262	2,202	1,961	2,172	1,818	1,777	1,600	1,446	1,673
<u>Diploma</u>										
Baton Rouge Gen. Med. Ctr.	70	78	63	69	89	40	40	39	37	44
TOTAL	70	78	63	69	89	40	40	39	37	44
GRAND TOTAL	4,661	4,351	4,088	3,860	4,401	2,904	2,956	2,712	2,541	2,995

Appendix C4
**Reported Reasons Why Qualified Applicants Were Not Admitted to Louisiana's Pre-RN
 Licensure Programs in 2016-2017**

Nursing Programs	Number of Qualified Applicants Not Admitted	Ranking of Reasons for Non-Admission of Qualified Applicants							
		Budgeted Faculty Position Not Available	Qualified Faculty Not Available	Faculty Salary Not Competitive	Classroom Space Not Available	Skills Lab Space Not Available	Clinical Placement Sites Not Available	Lack of Clinical Specialty Sites	Other
Associate Degree									
Baton Rouge Comm. Coll.	27	1	3	6	4	5	2	7	0
Bossier	123	1	7	6	5	4	3	2	0
Delgado	331	1	5	2	0	0	3	4	6
Fletcher Tech Comm. Coll.	66	3	1	2	7	6	5	4	0
LSU Alexandria	0	0	0	0	0	0	0	0	0
LSU Eunice	74	5	5	1	2	2	5	0	0
Louisiana Delta College	47	2	3	4	1	5	7	6	0
Louisiana Tech	96	1	4	3	2	0	0	0	0
McNeese State	0	0	0	0	0	0	0	0	0
Northwestern State	0	0	0	0	0	0	0	0	0
South Louisiana Comm. Coll.	98	1	0	0	0	0	0	0	0
Southern Univ. Shreveport	0	0	0	0	0	0	0	0	0
SOWELA Technical CC	0	0	0	0	0	0	0	0	0
Total	862	15	28	24	21	22	25	23	6
Baccalaureate Degree									
Dillard	0	0	0	0	0	0	0	0	1
Grambling	0	0	0	0	0	0	0	0	1
Louisiana College	0	0	0	0	0	0	0	0	0
LSU Hlth Science Cntr	37	2	1	6	3	4	5	7	0
McNeese State	0	0	0	0	0	0	0	0	0
Nicholls State	101	4	3	2	0	7	5	6	1
Northwestern State	0	0	0	0	0	0	0	0	0
Franciscan Missionaries of Our Lady University	0	0	0	0	0	0	0	0	0
Southeastern	87	1	2	3	5	6	4	7	0
Southern BR	204	2	3	1	6	7	4	5	0
University of Holy Cross	17	0	2	4	3	6	1	5	0
UL Lafayette	50	1	3	2	6	7	4	5	0
UL Monroe	3	6	1	2	3	7	5	4	0
Total	499	16	14	20	26	44	28	39	3
Diploma									
Baton Rouge General	45	3	2	2	2	2	2	0	0
Total	45	3	2	2	2	2	2	0	0
Grand Total	1,406	34	44	46	49	68	55	62	9

Appendix C5
Gender of Students Enrolled in Clinical Nursing Programs in Pre-RN Licensure Programs in Louisiana
during the 2016-2017 Report Year

PROGRAM	Male		Female		Total No.
	No.	%	No.	%	
<u>Associate Degree</u>					
Baton Rouge Community College	22	16	116	84	138
Bossier	19	18	87	82	106
Delgado	76	13	532	88	608
Fletcher Technical Comm. Coll.	4	19	17	81	21
LSU Alexandria	18	9	172	91	190
LSU Eunice	17	12	122	88	139
Louisiana Delta	7	10	60	90	67
Louisiana Tech	21	15	117	85	138
McNeese State	0	0	0	0	0
Northwestern	27	10	236	90	263
South Louisiana Community Coll.	13	17	62	83	75
Southern Univ. at Shreveport	17	11	134	89	151
SOWELA Technical CC	4	8	46	92	50
Total	245	13	1,701	87	1,946
<u>Baccalaureate</u>					
Dillard	2	5	36	95	38
Grambling	0	0	0	0	0
LA College	15	24	47	76	62
LSU Health Science Center	75	13	493	87	568
McNeese State	30	13	195	87	225
Nicholls State	54	14	338	86	392
Northwestern	49	14	312	86	361
FMOLU	25	9	248	91	273
Southeastern	52	15	306	85	358
Southern BR	36	11	302	89	338
University of Holy Cross	14	9	142	91	156
UL Lafayette	41	11	343	89	384
UL Monroe	49	17	243	83	292
Total	442	13	3,005	87	3,447
<u>Diploma</u>					
Baton Rouge General	0	0	77	100	77
Total	0	0	77	100	77
Grand Total	687	13	4,783	87	5,470

Appendix C6

Ethnic Backgrounds of Students Enrolled in Pre-RN Licensure Programs in Louisiana during the 2016-2017 Report Year

Nursing Education Programs	Hispanic		Asian		Black		White		Other		Total
	No.	%	No.	%	No.	%	No.	%	No.	%	
<u>Associate Degree</u>											
Baton Rouge Comm. Coll.	5	4	2	1	30	22	100	72	1	1	138
Bossier	3	3	0	0	7	7	83	78	13	12	106
Delgado	1	0.2	31	5	207	34	308	51	61	10	608
Delta Comm. College	0	0	0	0	9	13	58	87	0	0	67
Fletcher Tech Comm Coll.	1	5	0	0	1	5	19	90	0	0	21
LSU Alexandria	3	2	1	1	36	19	141	74	9	5	190
LSU Eunice	2	1	0	0	13	9	124	89	0	0	139
Louisiana Tech	4	3	1	1	7	5	121	88	5	4	138
McNeese State	0	0	0	0	0	0	0	0	0	0	0
Northwestern State	13	5	4	2	45	17	181	69	20	8	263
South LA Comm. Coll.	0	0	3	4	14	19	56	75	2	1	75
Southern Univ. Shreveport	1	1	5	3	112	74	31	21	2	1	151
SOWELA Technical CC	2	4	0	0	6	12	42	84	0	0	50
Total	35	2	47	2	487	25	1,264	65	113	6	1,946
<u>Baccalaureate</u>											
Dillard	0	0	0	0	36	95	0	0	2	5	38
Grambling	0	0	0	0	0	0	0	0	0	0	0
Louisiana College	4	6	3	5	17	27	36	58	2	3	62
LSU Hlth Science Cntr	41	7	28	5	52	9	432	76	15	3	568
McNeese State	6	3	2	1	31	14	181	80	5	2	225
Nicholls State	8	2	7	2	58	15	306	78	13	3	392
Northwestern State	31	9	10	3	74	20	213	59	33	9	361
FMOLU	24	9	9	3	35	13	201	74	4	2	273
Southeastern	10	3	5	1	32	9	307	86	4	1	358
Southern BR	3	1	5	1	301	89	29	9	0	0	338
University of Holy Cross	13	8	10	6	51	33	76	49	6	4	156
UL Lafayette	8	2	12	3	60	16	288	75	16	4	384
UL Monroe	3	1	5	2	61	21	200	68	23	8	292
Total	151	4	96	3	808	23	2,269	66	123	4	3,447
<u>Diploma</u>											
Baton Rouge General	0	0	2	3	10	13	64	83	1	1	77
Total	0	0	2	3	10	13	64	83	1	1	77
Grand Total	186	3	145	3	1,305	24	3,597	66	237	4	5,470

Appendix C7
Data on pre-RN Licensure Students Enrolled in Clinical Nursing Courses with Prior Education as of
October 15, 2017

Nursing Education Programs	LPN		Other Health Field		Other Degree		Total of Pre-RN Students with Prior Education		Total Enrollment in Clinical
	No.	%	No.	%	No.	%	No.	%	No.
<u>Associate Degree</u>									
BRCC	17	12.3	15	10.9	8	5.8	40	29.0	138
Bossier Parish CC	19	17.9	34	32.1	14	13.2	67	63.2	106
Delgado	70	11.5	0	0	62	10.2	132	21.7	608
Fletcher Tech. CC	2	9.5	3	14.3	3	14.3	8	38.1	21
Louisiana Delta CC	27	40.3	3	4.5	8	11.9	38	56.7	67
LSU Alexandria	45	23.7	0	0	0	0	45	23.7	190
LSU Eunice	0	0	0	0	0	0	0	0	139
Louisiana Tech	1	0.7	0	0	25	18.1	26	18.8	138
McNeese State	0	0	0	0	0	0	0	0	0
Northwestern	59	22.4	32	12.2	46	17.5	137	52.1	263
Southern Shreveport	73	48.3	5	3.3	28	18.5	106	70.2	151
South Louisiana CC	16	21.3	13	17.3	4	5.3	33	44.0	75
SOWELA Tech CC	12	24.0	0	0	9	18.0	21	42.0	50
Total	341	17.5	105	5.4	207	10.6	653	33.6	1,946
<u>Baccalaureate</u>									
Dillard	2	5.3	1	2.6	2	5.3	5	13.2	38
Grambling	0	0	0	0	0	0	0	0	0
Louisiana College	1	1.6	7	11.3	30	48.4	38	61.3	62
LSU Hlth Science	0	0	0	0	43	7.8	43	7.8	568
McNeese State	7	3.1	0	0	23	10.2	30	13.3	225
Nicholls State	28	7.1	5	1.3	42	10.7	75	19.1	392
Northwestern	24	6.6	13	3.6	31	8.6	68	18.8	361
FMOLU	6	2.2	0	0	23	8.4	29	10.6	273
Southeastern	3	0.8	0	0	64	17.9	67	18.7	358
Southern BR	8	2.4	0	0	29	8.6	37	10.9	338
Univ. of Holy Cross	1	0.6	0	0	25	16.0	26	16.7	156
UL Lafayette	0	0	0	0	25	6.5	25	6.5	384
UL Monroe	4	1.4	0	0	4	1.4	8	2.7	292
Total	84	2.4	26	0.8	341	9.9	451	13.1	3,447
<u>Diploma</u>									
Baton Rouge Gen.	5	6.5	0	0	4	5.2	9	11.7	77
Total	5	6.5	0	0	4	5.2	9	11.7	77
GRAND TOTAL	430	7.9	131	2.4	552	10.1	1,113	20.3	5,470

Appendix C8
Graduates of Associate, Baccalaureate, and Diploma Nursing Education Programs
(2012–2017)

Nursing Program	2012	2013	2014	2015	2016	2017	Projected 2018
<u>Associate</u>							
Baton Rouge Community College	46	55	67	47	38	26	33
Bossier Parish Community College	18	30	45	59	52	57	65
Delgado	226	227	270	272	278	219	164
Fletcher Tech/Comm. College	26	16	0	44	11	11	21
LSU Alexandria	50	49	42	59	53	75	55
LSU Eunice	64	63	41	38	44	37	66
Louisiana Delta	18	18	26	30	29	44	30
Louisiana Tech	54	60	40	46	37	47	61
McNeese State	28	31	38	27	32	N/A	N/A
Northwestern	115	134	85	102	88	78	104
South Louisiana Community College	-	-	0	0	23	31	36
Southern Univ. at Shreveport	93	51	52	37	46	40	0
SOWELA Technical Comm. College	-	-	-	-	0	0	13
<u>Total</u>	738	734	706	761	731	665	648
<u>Baccalaureate</u>							
Dillard	18	25	38	13	47	13	30
Louisiana College	27	30	29	33	43	33	33
LSU Health Science Center	206	178	177	188	201	207	260
McNeese State	121	170	145	116	133	87	101
Nicholls State	93	113	112	99	94	108	102
Northwestern	128	143	114	130	136	138	157
FMOLU	-	-	33	188	170	123	95
Southeastern	161	162	219	157	159	131	130
Southern	88	109	100	104	59	132	115
University of Holy Cross	45	38	50	38	52	36	50
UL Lafayette	127	130	128	98	129	110	119
UL Monroe	77	52	72	67	70	63	115
<u>Total</u>	1,091	1,150	1,217	1,231	1,293	1,181	1,307
<u>Diploma</u>							
Baton Rouge Gen. Med. Center	31	29	26	25	36	31	33
<u>Total</u>	31	29	26	25	36	31	33
Grand Total	1,860	1,913	1,949	2,017	2,060	1,877	1,988

APPENDIX D

Enrollment and Graduates from APRN Programs in Louisiana

Appendix D1

ENROLLMENT IN ADVANCED PRACTICE REGISTERED NURSE PROGRAMS IN LOUISIANA (2013-2017)

APRN PROGRAM	ENROLLMENT														
	Clinical Nurse Specialist					Nurse Practitioner					Nurse Anesthetist				
	2013	2014	2015	2016	2017	2013	2014	2015	2016	2017	2013	2014	2015	2016	2017
Grambling University	N/A	N/A	N/A	N/A	N/A	62	46	26	20	26	N/A	N/A	N/A	N/A	N/A
Intercollegiate Consortium for a Master of Science in Nursing (ICMSN) McNeese State University Nicholls State University Southeastern Louisiana Univ. of Louisiana-Lafayette	0	0	0	0	0	437	374	220	554	474	N/A	N/A	N/A	N/A	N/A
LSU Health Science Center	7	8	4	1	2	131	112	96	65	70	118	122	124	126	123
Loyola Univ.	N/A	N/A	N/A	N/A	N/A	76	72	80	85	123	N/A	N/A	N/A	N/A	N/A
Northwestern St. Univ.	0	0	0	0	0	190	227	208	239	216	N/A	N/A	N/A	N/A	N/A
Franciscan Missionaries of Our Lady University	N/A	N/A	N/A	N/A	N/A	N/A	N/A	0	0	14	30	25	25	32	33
Southern Univ. BR	0	0	0	0	0	127	101	109	105	88	N/A	N/A	N/A	N/A	N/A
University of Louisiana Lafayette	N/A	N/A	N/A	N/A	N/A	N/A	N/A	7	11	9	N/A	N/A	N/A	N/A	N/A
Southeastern Louisiana University	N/A	N/A	N/A	N/A	N/A	N/A	N/A	5	9	14	N/A	N/A	N/A	N/A	N/A
University of Louisiana Monroe	N/A	N/A	N/A	N/A	N/A	N/A	N/A	N/A	N/A	15	N/A	N/A	N/A	N/A	N/A
TOTALS	7	8	4	1	2	1,023	932	751	1,088	1,049	148	147	149	158	156

Appendix D2
GRADUATES FROM ADVANCED PRACTICE REGISTERED NURSE PROGRAMS IN LOUISIANA
(2010-2017)

APRN PROGRAM	GRADUATION							
	2010	2011	2012	2013	2014	2015	2016	2017
Grambling University	11	18	19	30	11	16	11	5
Intercollegiate Consortium for a Master of Science in Nursing (ICMSN) McNeese State University Nicholls State University Southeastern Louisiana University University of Louisiana at Lafayette	33	47	46	82	117	124	157	161
Loyola University	25	49	46	10	0	8	24	13
LSU Health Science Center	83	66	84	73	76	76	84	61
Franciscan Missionaries of Our Lady University	27	26	26	56	27	27	28	22
Northwestern State University	49	56	51	26	56	63	61	72
Southern University BR	18	17	35	46	55	32	33	35
University of Louisiana Lafayette	N/A	N/A	N/A	N/A	N/A	N/A	N/A	3
TOTALS	246	279	307	323	342	346	398	372

APPENDIX E

Licensure Renewal Statistical Data

Louisiana State Board of Nursing

Report as of: January 31, 2017

ANALYSIS BY AGE

Page 1 of 2

# Parish	No						Total
	Answer	Under 30	Ages 30-39	Ages 40-49	Ages 50-59	60 and Over	
1 ACADIA	0	58	168	132	111	76	545
2 ALLEN	0	22	37	42	34	28	163
3 ASCENSION	0	215	598	551	301	163	1828
4 ASSUMPTION	0	28	44	32	28	20	152
5 AVOYELLES	0	37	122	128	87	65	439
6 BEAUREGARD	0	40	60	78	71	49	298
7 BIENVILLE	0	11	23	36	28	19	117
8 BOSSIER	0	261	604	576	464	307	2212
9 CADDO	0	310	767	805	730	655	3267
10 CALCASIEU	0	334	609	566	439	383	2331
11 CALDWELL	0	10	15	26	21	16	88
12 CAMERON	0	3	5	1	1	1	11
13 CATAHOULA	0	19	26	35	22	18	120
14 CLAIBORNE	0	10	20	22	25	15	92
15 CONCORDIA	0	12	35	31	29	32	139
16 DE SOTO	0	31	93	102	63	50	339
17 EAST BATON ROUGE	0	562	1286	1086	993	853	4780
18 EAST CARROLL	0	5	4	8	6	2	25
19 EAST FELICIANA	0	18	47	59	58	53	235
20 EVANGELINE	0	44	89	94	83	64	374
21 FRANKLIN	0	14	34	38	29	30	145
22 GRANT	0	30	59	61	80	57	287
23 IBERIA	0	45	96	106	84	94	425
24 IBERVILLE	0	32	46	80	56	40	254
25 JACKSON	0	15	42	44	34	33	168
26 JEFFERSON	0	622	1534	1269	1243	1080	5748
27 JEFFERSON DAVIS	0	41	84	57	41	45	268
28 LAFAYETTE	0	418	909	789	647	554	3317
29 LAFOURCHE	0	158	293	229	225	146	1051
30 LA SALLE	0	8	47	66	50	31	202
31 LINCOLN	0	49	118	129	110	81	487
32 LIVINGSTON	0	173	490	424	246	161	1494
33 MADISON	0	1	11	19	12	22	65
34 MOREHOUSE	0	14	31	67	29	48	189
35 NATCHITOCHEs	0	41	74	83	69	64	331
36 ORLEANS	0	426	987	692	729	706	3540
37 OUACHITA	0	203	448	531	517	360	2059
38 PLAQUEMINES	0	30	88	87	53	34	292

Louisiana State Board of Nursing

Report as of: January 31, 2017

ANALYSIS BY AGE

Page 2 of 2

# Parish	No						Total
	Answer	Under 30	Ages 30-39	Ages 40-49	Ages 50-59	60 and Over	
39 POINTE COUPEE	0	36	57	52	57	31	233
40 RAPIDES	0	215	470	498	497	448	2128
41 RED RIVER	0	4	19	10	12	13	58
42 RICHLAND	0	30	49	61	51	50	241
43 SABINE	0	30	51	43	47	36	207
44 SAINT BERNARD	0	55	129	83	50	22	339
45 SAINT CHARLES	0	76	201	209	143	87	716
46 SAINT HELENA	0	2	9	12	11	9	43
47 SAINT JAMES	0	36	71	46	39	12	204
48 ST JOHN THE BAPTIST	0	36	127	115	79	49	406
49 SAINT LANDRY	0	95	193	223	193	151	855
50 SAINT MARTIN	0	39	79	91	75	44	328
51 SAINT MARY	0	43	41	68	51	43	246
52 SAINT TAMMANY	0	394	1080	1254	1131	877	4736
53 TANGIPAHOA	0	158	396	320	303	221	1398
54 TENSAS	0	3	6	6	3	5	23
55 TERREBONNE	0	147	295	280	259	172	1153
56 UNION	0	16	38	69	60	57	240
57 VERMILION	0	47	114	105	63	64	393
58 VERNON	0	38	79	69	73	46	305
59 WASHINGTON	0	32	100	112	93	91	428
60 WEBSTER	0	49	107	137	129	69	491
61 WEST BATON ROUGE	0	49	119	80	52	23	323
62 WEST CARROLL	0	7	11	25	15	14	72
63 WEST FELICIANA	0	12	30	37	31	30	140
64 WINN	0	10	21	27	29	29	116
IN STATE TOTAL	0	6009	13935	13213	11394	9148	53699
OUT OF STATE	0	474	1467	1829	2048	1519	7337
NO COUNTY	0	1	4	5	3	4	17
GRAND TOTAL	0	6484	15406	15047	13445	10671	61053

Louisiana State Board of Nursing

Report as of: January 31, 2017

ANALYSIS BY GENDER

Page 1 of 2

# Parish	No			Total
	Answer	Male	Female	
1 ACADIA	0	78	467	545
2 ALLEN	0	14	149	163
3 ASCENSION	0	185	1643	1828
4 ASSUMPTION	0	15	137	152
5 AVOYELLES	0	56	383	439
6 BEAUREGARD	0	22	276	298
7 BIENVILLE	0	8	109	117
8 BOSSIER	0	296	1916	2212
9 CADDO	0	419	2848	3267
10 CALCASIEU	0	342	1989	2331
11 CALDWELL	0	7	81	88
12 CAMERON	0	1	10	11
13 CATAHOULA	0	17	103	120
14 CLAIBORNE	0	7	85	92
15 CONCORDIA	0	15	124	139
16 DE SOTO	0	42	297	339
17 EAST BATON ROUGE	0	508	4272	4780
18 EAST CARROLL	0	3	22	25
19 EAST FELICIANA	0	11	224	235
20 EVANGELINE	0	53	321	374
21 FRANKLIN	0	15	130	145
22 GRANT	0	48	239	287
23 IBERIA	0	63	362	425
24 IBERVILLE	0	16	238	254
25 JACKSON	0	26	142	168
26 JEFFERSON	0	566	5182	5748
27 JEFFERSON DAVIS	0	36	232	268
28 LAFAYETTE	0	457	2860	3317
29 LAFOURCHE	0	130	921	1051
30 LA SALLE	0	18	184	202
31 LINCOLN	0	64	423	487
32 LIVINGSTON	0	190	1304	1494
33 MADISON	0	3	62	65
34 MOREHOUSE	0	9	180	189
35 NATCHITOCHE	0	31	300	331
36 ORLEANS	0	378	3162	3540
37 OUACHITA	0	265	1794	2059
38 PLAQUEMINES	0	23	269	292

Louisiana State Board of Nursing

Report as of: January 31, 2017

ANALYSIS BY GENDER

Page 2 of 2

# Parish	No			Total
	Answer	Male	Female	
39 POINTE COUPEE	0	19	214	233
40 RAPIDES	0	303	1825	2128
41 RED RIVER	0	8	50	58
42 RICHLAND	0	22	219	241
43 SABINE	0	17	190	207
44 SAINT BERNARD	0	31	308	339
45 SAINT CHARLES	0	75	641	716
46 SAINT HELENA	0	1	42	43
47 SAINT JAMES	0	11	193	204
48 ST JOHN THE BAPTIST	0	25	381	406
49 SAINT LANDRY	0	140	715	855
50 SAINT MARTIN	0	35	293	328
51 SAINT MARY	0	27	219	246
52 SAINT TAMMANY	0	562	4174	4736
53 TANGIPAHOA	0	172	1226	1398
54 TENSAS	0	1	22	23
55 TERREBONNE	0	174	979	1153
56 UNION	0	26	214	240
57 VERMILION	0	66	327	393
58 VERNON	0	29	276	305
59 WASHINGTON	0	54	374	428
60 WEBSTER	0	53	438	491
61 WEST BATON ROUGE	0	35	288	323
62 WEST CARROLL	0	8	64	72
63 WEST FELICIANA	0	17	123	140
64 WINN	0	8	108	116
IN STATE TOTAL	0	6356	47343	53699
OUT OF STATE	0	823	6514	7337
NO COUNTY	0	1	16	17
GRAND TOTAL	0	7180	53873	61053

Louisiana State Board of Nursing

Report as of: January 31, 2017

ANALYSIS BY HIGHEST DEGREE HELD

Page 1 of 2

# Parish	No Answer	Vocational Practical	Dip Nursing	Assoc Nursing	Assoc Non Nursing	Bacc Nursing	Bacc Non Nursing	Master's Nursing	Master's Non Nursing	PHD	DNP	Doctoral Degree Other	Doctoral Degree Nursing		Total	
													Other	DNS		
1 ACADIA	0	0	18	242	2	204	19	48	10	0	2	0	0	0	0	545
2 ALLEN	0	0	3	80	0	61	2	14	3	0	0	0	0	0	0	163
3 ASCENSION	0	0	156	427	3	856	88	244	34	2	10	6	1	1	1	1828
4 ASSUMPTION	0	0	10	61	0	72	2	6	1	0	0	0	0	0	0	152
5 AVOYELLES	0	0	9	284	0	105	8	30	2	0	0	1	0	0	0	439
6 BEAUREGARD	0	0	11	111	1	130	6	32	5	1	0	1	0	0	0	298
7 BIENVILLE	0	0	3	66	0	36	6	4	1	0	1	0	0	0	0	117
8 BOSSIER	0	0	43	914	3	863	110	203	64	1	8	3	0	0	0	2212
9 CADDO	0	0	64	1175	5	1376	195	298	128	6	13	6	0	1	3267	
10 CALCASIEU	0	0	76	533	3	1249	51	343	49	5	11	11	0	0	2331	
11 CALDWELL	0	0	2	37	0	35	2	9	2	0	1	0	0	0	0	88
12 CAMERON	0	0	0	3	0	7	0	1	0	0	0	0	0	0	0	11
13 CATAHOULA	0	0	4	60	0	41	1	12	1	0	0	1	0	0	0	120
14 CLAIBORNE	0	0	4	50	0	26	4	7	0	0	1	0	0	0	0	92
15 CONCORDIA	0	0	2	79	0	40	4	12	2	0	0	0	0	0	0	139
16 DE SOTO	0	0	3	169	1	129	11	17	6	0	3	0	0	0	0	339
17 EAST BATON ROUGE	0	0	407	852	12	2321	295	626	166	15	36	39	4	6	4779	
18 EAST CARROLL	0	0	0	11	0	11	2	1	0	0	0	0	0	0	0	25
19 EAST FELICIANA	0	0	21	78	1	87	15	28	5	0	0	0	0	0	0	235
20 EVANGELINE	0	0	21	223	0	89	6	28	5	0	0	2	0	0	0	374
21 FRANKLIN	0	0	1	56	1	56	2	27	1	1	0	0	0	0	0	145
22 GRANT	0	0	3	146	2	99	10	19	7	0	0	0	0	1	287	
23 IBERIA	0	0	29	115	0	200	23	47	8	0	1	1	0	1	425	
24 IBERVILLE	0	0	29	62	1	116	12	24	5	1	3	0	0	0	0	253
25 JACKSON	0	0	5	96	0	40	7	15	3	0	1	1	0	0	0	168
26 JEFFERSON	0	0	412	1529	13	2464	408	630	196	15	42	27	1	10	5747	
27 JEFFERSON DAVIS	0	0	5	91	0	130	9	24	5	0	3	1	0	0	0	268
28 LAFAYETTE	0	0	143	724	7	1734	124	411	124	3	26	15	0	5	3316	
29 LAFOURCHE	0	0	41	305	0	558	31	92	12	0	3	4	0	5	1051	
30 LA SALLE	0	0	4	117	1	65	0	11	3	0	1	0	0	0	0	202
31 LINCOLN	0	0	5	229	0	140	32	53	20	3	5	0	0	0	0	487
32 LIVINGSTON	0	0	127	436	7	685	53	144	27	1	6	8	0	0	0	1494
33 MADISON	0	0	4	38	0	17	0	5	0	0	1	0	0	0	0	65
34 MOREHOUSE	0	0	6	78	0	77	5	21	1	0	0	0	1	0	0	189
35 NATCHITOCHEs	0	0	8	126	0	123	16	36	14	0	6	1	0	1	331	
36 ORLEANS	0	0	185	644	10	1502	283	609	204	20	47	25	1	9	3539	

Louisiana State Board of Nursing

Report as of: January 31, 2017

ANALYSIS BY HIGHEST DEGREE HELD

Page 2 of 2

# Parish	No Answer	Vocational Practical	Dip Nursing	Assoc Nursing	Assoc	Bacc	Bacc	Master's	Master's	PHD	DNP	Doctoral	Doctoral	DNS	Total
					Non Nursing	Nursing	Non Nursing	Non Nursing	Non Nursing			Other	Other		
37 OUACHITA	0	0	55	530	3	959	86	331	61	5	12	13	2	1	2058
38 PLAQUEMINES	0	0	13	86	0	139	10	35	8	0	0	0	0	1	292
39 POINTE COUPEE	0	0	27	80	1	89	4	27	3	0	0	2	0	0	233
40 RAPIDES	0	0	34	837	6	837	65	271	60	3	8	6	0	1	2128
41 RED RIVER	0	0	1	30	0	17	3	5	2	0	0	0	0	0	58
42 RICHLAND	0	0	9	84	1	96	9	38	3	0	0	1	0	0	241
43 SABINE	0	0	3	110	1	74	2	11	3	0	3	0	0	0	207
44 SAINT BERNARD	0	0	14	129	0	142	23	24	5	0	1	0	0	1	339
45 SAINT CHARLES	0	0	47	230	3	312	38	65	18	0	2	0	0	1	716
46 SAINT HELENA	0	0	5	13	0	19	0	5	0	0	1	0	0	0	43
47 SAINT JAMES	0	0	16	57	0	116	6	6	1	0	1	1	0	0	204
48 ST JOHN THE BAPTIST	0	0	20	126	0	182	18	52	7	0	0	1	0	0	406
49 SAINT LANDRY	0	0	26	390	1	292	31	88	14	4	6	3	0	0	855
50 SAINT MARTIN	0	0	13	85	1	174	10	26	13	1	1	1	1	2	328
51 SAINT MARY	0	0	12	72	0	133	1	24	3	0	0	1	0	0	246
52 SAINT TAMMANY	0	0	315	1423	10	1948	284	544	135	8	34	25	2	8	4736
53 TANGIPAHOA	0	0	65	453	3	628	61	144	31	3	5	3	0	2	1398
54 TENSAS	0	0	1	6	0	12	0	1	1	2	0	0	0	0	23
55 TERREBONNE	0	0	42	329	4	549	38	151	31	1	4	3	0	1	1153
56 UNION	0	0	9	132	1	68	9	13	7	0	1	0	0	0	240
57 VERMILION	0	0	13	122	0	208	5	33	10	1	1	0	0	0	393
58 VERNON	0	0	3	131	0	128	10	19	11	0	1	2	0	0	305
59 WASHINGTON	0	0	9	224	2	140	12	27	7	0	3	1	1	2	428
60 WEBSTER	0	0	16	265	0	135	15	50	10	0	0	0	0	0	491
61 WEST BATON ROUGE	0	0	32	90	3	140	15	35	4	0	2	2	0	0	323
62 WEST CARROLL	0	0	5	28	0	32	1	6	0	0	0	0	0	0	72
63 WEST FELICIANA	0	0	13	40	0	55	7	19	2	0	2	2	0	0	140
64 WINN	0	0	1	65	0	39	3	7	1	0	0	0	0	0	116
IN STATE TOTAL	0	0	2683	16414	113	23407	2608	6188	1565	102	319	220	14	60	53693
OUT OF STATE	0	0	370	2580	19	2664	380	816	311	38	93	50	7	9	7337
NO COUNTY	0	0	0	6	0	10	0	1	0	0	0	0	0	0	17
GRAND TOTAL	0	0	3053	19000	132	26081	2988	7005	1876	140	412	270	21	69	61047

Louisiana State Board of Nursing

Report as of: January 31, 2017

ANALYSIS BY EMPLOYMENT STATUS

Page 1 of 2

# Parish	Full			Part			Per			Unemployed Seeking	Unemployed Not Seeking	Retired	Total
	Time	Time	Per Diem	Time Other	Time Other	Diem Other	Volunteer						
1 ACADIA	434	44	23	3	0	0	2	7	26	11	550		
2 ALLEN	132	16	6	1	0	1	1	4	4	2	167		
3 ASCENSION	1387	225	91	15	8	3	3	33	78	19	1862		
4 ASSUMPTION	111	19	6	5	0	0	0	1	9	4	155		
5 AVOYELLES	356	40	12	4	0	1	2	4	15	14	448		
6 BEAUREGARD	233	24	23	2	1	0	1	4	15	3	306		
7 BIENVILLE	85	10	11	2	0	1	0	1	8	3	121		
8 BOSSIER	1706	149	179	36	14	0	7	43	87	42	2263		
9 CADDO	2497	191	270	36	15	4	26	62	159	85	3345		
10 CALCASIEU	1756	206	164	22	9	8	15	42	112	48	2382		
11 CALDWELL	69	10	3	1	0	0	0	0	4	1	88		
12 CAMERON	11	0	0	0	0	0	0	0	0	0	11		
13 CATAHOULA	94	13	8	2	1	0	0	2	3	2	125		
14 CLAIBORNE	74	10	3	2	0	0	0	0	4	1	94		
15 CONCORDIA	114	12	4	1	1	0	0	2	8	1	143		
16 DE SOTO	260	25	23	2	1	0	3	5	14	9	342		
17 EAST BATON ROUGE	3441	538	292	77	28	11	28	111	254	115	4895		
18 EAST CARROLL	21	1	0	1	0	0	1	0	2	0	26		
19 EAST FELICIANA	161	36	13	3	0	0	0	7	11	8	239		
20 EVANGELINE	290	30	23	5	1	1	1	6	13	9	379		
21 FRANKLIN	112	18	6	1	1	0	0	2	5	3	148		
22 GRANT	225	24	16	2	0	1	0	5	8	12	293		
23 IBERIA	316	33	33	5	2	0	6	5	21	12	433		
24 IBERVILLE	176	35	17	4	1	0	2	4	17	3	259		
25 JACKSON	130	16	11	2	0	0	0	2	8	3	172		
26 JEFFERSON	4488	405	357	75	26	8	16	121	244	119	5859		
27 JEFFERSON DAVIS	211	25	17	1	1	1	1	4	9	3	273		
28 LAFAYETTE	2434	288	251	59	15	6	20	74	175	72	3394		
29 LAFOURCHE	794	96	66	15	2	2	3	15	50	31	1074		
30 LA SALLE	142	33	8	7	1	0	1	5	7	4	208		
31 LINCOLN	359	40	32	3	3	0	3	10	42	7	499		
32 LIVINGSTON	1138	174	98	18	10	4	3	25	46	26	1542		
33 MADISON	51	8	1	0	0	0	0	1	3	1	65		
34 MOREHOUSE	145	19	8	3	0	0	1	4	10	3	193		
35 NATCHITOCHE	259	20	26	4	2	0	2	5	12	12	342		
36 ORLEANS	2651	257	264	52	13	9	27	110	153	76	3612		
37 OUACHITA	1621	187	105	28	12	1	8	37	75	39	2113		

Louisiana State Board of Nursing

Report as of: January 31, 2017

ANALYSIS BY EMPLOYMENT STATUS

Page 2 of 2

# Parish				Full	Part	Per	Volunteer	Unemployed		Retired	Total
	Full Time	Part Time	Per Diem	Time Other	Time Other	Diem Other		Seeking	Not Seeking		
38 PLAQUEMINES	232	24	14	3	1	2	0	7	12	3	298
39 POINTE COUPEE	176	28	14	1	1	0	1	1	13	6	241
40 RAPIDES	1688	154	80	26	4	0	15	42	95	62	2166
41 RED RIVER	46	2	0	0	1	0	0	2	3	4	58
42 RICHLAND	179	22	12	2	2	1	0	4	13	7	242
43 SABINE	159	20	12	2	1	0	0	7	12	0	213
44 SAINT BERNARD	284	11	29	1	2	2	0	4	12	1	346
45 SAINT CHARLES	570	55	48	10	2	1	1	12	21	12	732
46 SAINT HELENA	27	10	0	0	0	0	0	0	2	3	42
47 SAINT JAMES	166	15	15	1	1	0	1	2	6	5	212
48 ST JOHN THE BAPTIST	348	25	25	2	1	1	2	2	8	4	418
49 SAINT LANDRY	661	65	59	11	6	1	3	24	27	16	873
50 SAINT MARTIN	256	37	17	5	2	0	1	3	12	7	340
51 SAINT MARY	189	18	12	8	3	0	3	6	10	4	253
52 SAINT TAMMANY	3412	424	408	61	29	7	21	97	272	108	4839
53 TANGIPAHOA	1073	121	89	16	8	0	4	31	65	25	1432
54 TENSAS	17	1	1	1	0	0	0	0	2	1	23
55 TERREBONNE	885	105	52	9	5	2	3	23	68	20	1172
56 UNION	174	20	17	3	1	0	2	5	10	9	241
57 VERMILION	312	33	23	10	0	0	0	6	11	8	403
58 VERNON	231	21	14	3	2	1	4	14	17	7	314
59 WASHINGTON	311	33	35	7	4	2	5	10	24	17	448
60 WEBSTER	395	33	27	7	4	0	1	7	17	8	499
61 WEST BATON ROUGE	235	47	18	5	3	0	1	5	13	4	331
62 WEST CARROLL	49	8	1	1	1	0	0	5	6	2	73
63 WEST FELICIANA	98	15	12	3	2	1	0	2	7	5	145
64 WINN	93	10	3	1	0	0	0	0	8	3	118
IN STATE TOTAL	40750	4634	3507	698	254	83	251	1084	2477	1154	54892
OUT OF STATE	5856	475	409	87	26	7	31	167	347	81	7486
NO COUNTY	12	2	0	1	0	0	0	0	2	0	17
GRAND TOTAL	46618	5111	3916	786	280	90	282	1251	2826	1235	62395

Louisiana State Board of Nursing

Report as of: January 31, 2017

ANALYSIS BY UNEMPLOYMENT REASON

Page 1 of 2

# Parish	No Answer	Taking care of home or family	Disabled	Inadequate Salary	School	Difficulty in Finding a Nursing Position	Other	Total
1 ACADIA	0	22	2	0	0	4	5	33
2 ALLEN	0	4	0	0	1	0	3	8
3 ASCENSION	0	86	5	1	7	6	6	111
4 ASSUMPTION	0	7	0	0	2	0	1	10
5 AVOUELLES	0	10	4	0	1	2	2	19
6 BEAUREGARD	0	15	0	0	2	0	2	19
7 BIENVILLE	0	5	2	0	0	0	2	9
8 BOSSIER	0	75	11	2	12	11	19	130
9 CADDO	0	153	10	1	16	7	34	221
10 CALCASIEU	0	111	7	1	8	5	22	154
11 CALDWELL	0	3	0	1	0	0	0	4
12 CAMERON	0	0	0	0	0	0	0	0
13 CATAHOULA	0	2	0	0	0	2	1	5
14 CLAIBORNE	0	3	0	0	0	0	1	4
15 CONCORDIA	0	6	0	0	1	1	2	10
16 DE SOTO	0	8	3	0	4	1	3	19
17 EAST BATON ROUGE	0	234	11	2	46	26	46	365
18 EAST CARROLL	0	1	0	0	0	0	1	2
19 EAST FELICIANA	0	9	1	0	3	2	3	18
20 EVANGELINE	0	9	3	0	0	3	4	19
21 FRANKLIN	0	2	1	0	2	0	2	7
22 GRANT	0	7	3	0	0	0	3	13
23 IBERIA	0	16	1	0	1	0	8	26
24 IBERVILLE	0	14	1	0	0	2	4	21
25 JACKSON	0	6	1	0	1	0	2	10
26 JEFFERSON	0	203	17	3	47	24	71	365
27 JEFFERSON DAVIS	0	8	2	0	1	1	1	13
28 LAFAYETTE	0	158	6	1	20	18	46	249
29 LAFOURCHE	0	44	3	0	6	2	10	65
30 LA SALLE	0	7	1	0	0	2	2	12
31 LINCOLN	0	39	2	1	2	2	6	52
32 LIVINGSTON	0	46	4	0	10	5	6	71
33 MADISON	0	2	1	0	0	0	1	4
34 MOREHOUSE	0	7	3	0	1	1	2	14
35 NATCHITOCHE	0	12	0	0	1	2	2	17
36 ORLEANS	0	137	8	1	44	26	47	263
37 OUACHITA	0	78	5	1	6	5	17	112
38 PLAQUEMINES	0	13	1	0	1	1	3	19

Louisiana State Board of Nursing

Report as of: January 31, 2017

ANALYSIS BY UNEMPLOYMENT REASON

Page 2 of 2

# Parish	No Answer	Taking care of home or family	Disabled	Inadequate Salary	School	Difficulty in Finding a Nursing Position	Other	Total
39 POINTE COUPEE	0	10	1	0	0	0	3	14
40 RAPIDES	0	81	11	1	11	14	19	137
41 RED RIVER	0	3	0	0	1	0	1	5
42 RICHLAND	0	10	0	0	0	1	6	17
43 SABINE	0	16	2	0	0	1	0	19
44 SAINT BERNARD	0	11	0	0	3	0	2	16
45 SAINT CHARLES	0	23	1	0	2	1	6	33
46 SAINT HELENA	0	2	0	0	0	0	0	2
47 SAINT JAMES	0	5	0	0	0	1	2	8
48 ST JOHN THE BAPTIST	0	6	2	0	0	0	2	10
49 SAINT LANDRY	0	38	2	0	2	4	5	51
50 SAINT MARTIN	0	9	1	0	0	0	5	15
51 SAINT MARY	0	10	0	0	1	4	1	16
52 SAINT TAMMANY	0	262	16	2	23	26	40	369
53 TANGIPAHOA	0	69	4	0	5	4	14	96
54 TENSAS	0	2	0	0	0	0	0	2
55 TERREBONNE	0	63	6	0	6	2	14	91
56 UNION	0	8	2	0	1	2	2	15
57 VERMILION	0	10	2	0	1	0	4	17
58 VERNON	0	18	1	0	4	3	5	31
59 WASHINGTON	0	28	2	0	0	2	2	34
60 WEBSTER	0	18	2	0	2	0	2	24
61 WEST BATON ROUGE	0	12	1	0	1	0	4	18
62 WEST CARROLL	0	8	0	0	2	0	1	11
63 WEST FELICIANA	0	7	0	0	0	1	1	9
64 WINN	0	7	1	0	0	0	0	8
IN STATE TOTAL	0	2298	176	18	311	227	531	3561
OUT OF STATE	0	310	20	3	70	25	86	514
NO COUNTY	0	2	0	0	0	0	0	2
GRAND TOTAL	0	2610	196	21	381	252	617	4077

Louisiana State Board of Nursing

Report as of: January 31, 2017

ANALYSIS BY POSITIONS

Page 1 of 2

# Parish	No				Total
	Answer	1 Positions	2 Positions	3 Positions	
1 ACADIA	0	445	46	5	496
2 ALLEN	0	127	21	3	151
3 ASCENSION	0	1486	177	18	1681
4 ASSUMPTION	0	123	11	0	134
5 AVOUELLES	0	354	43	5	402
6 BEAUREGARD	0	235	37	2	274
7 BIENVILLE	0	89	13	1	103
8 BOSSIER	0	1827	153	16	1996
9 CADDO	0	2594	298	26	2918
10 CALCASIEU	0	1838	235	19	2092
11 CALDWELL	0	73	8	1	82
12 CAMERON	0	9	2	0	11
13 CATAHOULA	0	100	11	1	112
14 CLAIBORNE	0	71	16	0	87
15 CONCORDIA	0	109	17	1	127
16 DE SOTO	0	284	21	1	306
17 EAST BATON ROUGE	0	3663	492	45	4200
18 EAST CARROLL	0	20	2	0	22
19 EAST FELICIANA	0	180	26	3	209
20 EVANGELINE	0	299	38	3	340
21 FRANKLIN	0	118	15	2	135
22 GRANT	0	243	15	2	260
23 IBERIA	0	343	27	6	376
24 IBERVILLE	0	189	28	6	223
25 JACKSON	0	129	22	3	154
26 JEFFERSON	0	4570	572	34	5176
27 JEFFERSON DAVIS	0	206	40	4	250
28 LAFAYETTE	0	2591	305	29	2925
29 LAFOURCHE	0	839	88	12	939
30 LA SALLE	0	152	25	2	179
31 LINCOLN	0	374	42	6	422
32 LIVINGSTON	0	1198	166	15	1379
33 MADISON	0	51	9	0	60
34 MOREHOUSE	0	145	23	1	169
35 NATCHITOCHE	0	250	45	0	295
36 ORLEANS	0	2760	338	36	3134
37 OUACHITA	0	1607	241	29	1877
38 PLAQUEMINES	0	229	36	1	266

Louisiana State Board of Nursing

Report as of: January 31, 2017

ANALYSIS BY POSITIONS

Page 2 of 2

# Parish	No				Total
	Answer	1 Positions	2 Positions	3 Positions	
39 POINTE COUPEE	0	190	19	2	211
40 RAPIDES	0	1689	187	24	1900
41 RED RIVER	0	39	6	3	48
42 RICHLAND	0	181	29	2	212
43 SABINE	0	152	32	3	187
44 SAINT BERNARD	0	272	45	2	319
45 SAINT CHARLES	0	597	64	1	662
46 SAINT HELENA	0	31	5	1	37
47 SAINT JAMES	0	160	28	1	189
48 ST JOHN THE BAPTIST	0	334	48	6	388
49 SAINT LANDRY	0	673	96	5	774
50 SAINT MARTIN	0	270	28	1	299
51 SAINT MARY	0	190	24	2	216
52 SAINT TAMMANY	0	3684	451	40	4175
53 TANGIPAHOA	0	1107	138	15	1260
54 TENSAS	0	17	2	0	19
55 TERREBONNE	0	914	104	10	1028
56 UNION	0	173	34	3	210
57 VERMILION	0	318	39	3	360
58 VERNON	0	235	27	0	262
59 WASHINGTON	0	321	42	6	369
60 WEBSTER	0	390	53	5	448
61 WEST BATON ROUGE	0	256	38	1	295
62 WEST CARROLL	0	52	5	1	58
63 WEST FELICIANA	0	106	11	5	122
64 WINN	0	91	12	2	105
IN STATE TOTAL	0	42362	5271	482	48115
OUT OF STATE	0	5801	763	72	6636
NO COUNTY	0	12	2	0	14
GRAND TOTAL	0	48175	6036	554	54765

Louisiana State Board of Nursing

Report as of: January 31, 2017

ANALYSIS BY PRIMARY SALARY

Page 1 of 2

# Parish	No										Total
	Answer	< 15k	15k - 25k	25k - 35k	35k - 50k	50k - 75k	75k - 100k	100k - 150k	> 150K	Not Prov	
1 ACADIA	0	25	10	20	102	220	66	27	8	18	496
2 ALLEN	0	6	3	8	34	74	14	7	2	3	151
3 ASCENSION	0	44	46	72	349	672	285	121	33	59	1681
4 ASSUMPTION	0	6	3	6	33	56	22	1	0	7	134
5 AVOUELLES	0	14	10	14	88	180	64	22	5	5	402
6 BEAUREGARD	0	12	9	19	61	101	44	12	4	11	273
7 BIENVILLE	0	4	3	3	24	43	19	1	1	5	103
8 BOSSIER	0	77	49	67	315	863	389	106	40	90	1996
9 CADDO	0	103	79	99	437	1263	562	157	48	169	2917
10 CALCASIEU	0	86	65	135	448	776	311	128	40	103	2092
11 CALDWELL	0	2	6	3	14	34	16	4	2	1	82
12 CAMERON	0	2	0	2	1	6	0	0	0	0	11
13 CATAHOULA	0	6	3	9	23	47	12	8	1	3	112
14 CLAIBORNE	0	2	4	7	19	38	11	3	0	3	87
15 CONCORDIA	0	8	3	5	30	53	16	5	2	5	127
16 DE SOTO	0	10	6	15	54	131	56	17	4	13	306
17 EAST BATON ROUGE	0	192	136	189	786	1661	715	267	60	194	4200
18 EAST CARROLL	0	0	1	1	3	9	7	0	0	1	22
19 EAST FELICIANA	0	6	14	9	37	79	45	9	1	9	209
20 EVANGELINE	0	22	3	16	60	137	71	18	6	7	340
21 FRANKLIN	0	7	7	3	26	51	22	7	2	10	135
22 GRANT	0	5	5	11	48	113	54	14	2	8	260
23 IBERIA	0	20	10	19	74	137	57	30	11	18	376
24 IBERVILLE	0	12	9	6	46	82	40	14	0	14	223
25 JACKSON	0	4	7	6	32	57	27	12	3	6	154
26 JEFFERSON	0	170	125	177	853	2127	1119	288	78	239	5176
27 JEFFERSON DAVIS	0	13	10	12	68	94	32	14	3	4	250
28 LAFAYETTE	0	132	75	135	541	1121	479	234	68	140	2925
29 LAFOURCHE	0	37	39	42	185	392	166	34	11	33	939
30 LA SALLE	0	9	6	14	33	76	27	8	0	6	179
31 LINCOLN	0	13	18	19	91	162	75	21	3	20	422
32 LIVINGSTON	0	39	30	74	276	571	233	79	17	60	1379
33 MADISON	0	1	1	6	7	28	12	2	0	3	60
34 MOREHOUSE	0	9	4	8	32	76	30	2	0	8	169
35 NATCHITOCHE	0	10	9	12	60	126	44	21	6	7	295
36 ORLEANS	0	127	73	146	524	1207	626	228	67	136	3134
37 OUACHITA	0	57	54	70	359	767	329	135	36	70	1877
38 PLAQUEMINES	0	10	6	3	57	101	53	22	3	11	266

Louisiana State Board of Nursing

Report as of: January 31, 2017

ANALYSIS BY PRIMARY SALARY

Page 2 of 2

# Parish	No										Total
	Answer	< 15k	15k - 25k	25k - 35k	35k - 50k	50k - 75k	75k - 100k	100k - 150k	> 150K	Not Prov	
39 POINTE COUPEE	0	9	6	12	53	77	33	8	3	10	211
40 RAPIDES	0	82	42	63	279	790	393	123	28	101	1901
41 RED RIVER	0	2	1	0	11	20	8	4	0	2	48
42 RICHLAND	0	7	8	10	46	86	36	13	1	5	212
43 SABINE	0	13	8	7	37	75	31	7	2	7	187
44 SAINT BERNARD	0	11	10	12	64	152	46	15	0	9	319
45 SAINT CHARLES	0	12	13	28	94	305	156	34	3	17	662
46 SAINT HELENA	0	2	3	3	6	14	3	4	0	2	37
47 SAINT JAMES	0	4	6	6	37	96	28	8	0	4	189
48 ST JOHN THE BAPTIST	0	11	7	6	59	170	97	14	2	22	388
49 SAINT LANDRY	0	34	22	32	151	306	133	45	12	39	774
50 SAINT MARTIN	0	3	5	17	57	143	40	15	5	14	299
51 SAINT MARY	0	8	9	8	42	89	36	8	4	12	216
52 SAINT TAMMANY	0	158	126	212	724	1605	749	287	93	221	4175
53 TANGIPAHOA	0	29	33	63	231	573	200	73	16	42	1260
54 TENSAS	0	0	0	1	7	7	1	2	0	1	19
55 TERREBONNE	0	34	45	45	186	386	195	63	29	45	1028
56 UNION	0	11	7	13	46	100	22	6	0	5	210
57 VERMILION	0	7	10	10	63	147	75	24	8	16	360
58 VERNON	0	13	8	15	46	109	53	8	1	9	262
59 WASHINGTON	0	12	13	24	71	158	59	20	1	11	369
60 WEBSTER	0	12	13	17	91	189	88	20	5	14	449
61 WEST BATON ROUGE	0	7	8	17	64	118	52	12	4	13	295
62 WEST CARROLL	0	1	2	2	15	26	8	1	0	3	58
63 WEST FELICIANA	0	11	6	7	21	36	30	9	0	2	122
64 WINN	0	4	3	5	19	43	18	6	2	5	105
IN STATE TOTAL	0	1799	1355	2097	8750	19551	8740	2907	786	2130	48115
OUT OF STATE	0	132	106	203	798	2598	1491	488	168	652	6636
NO COUNTY	0	0	0	2	1	6	4	0	0	1	14
GRAND TOTAL	0	1931	1461	2302	9549	22155	10235	3395	954	2783	54765

Louisiana State Board of Nursing

Report as of: January 31, 2017

ANALYSIS BY PRIMARY SETTING

Page 1 of 2

# Parish	No Answer	Acad Set	Ambu Care	Comm Hlth	Corr Fac	Home Hlth	Hosp	Ins Ben	Ext Care	Occ Hlth	Other	Reg Agency	Pub Hlth	Sch Hlth	Ass Living	Total
1 ACADIA	0	10	28	13	1	55	292	3	35	0	46	0	6	5	2	496
2 ALLEN	0	3	5	5	7	19	84	1	6	0	9	0	5	6	1	151
3 ASCENSION	0	22	198	18	18	101	962	78	31	32	159	11	24	27	0	1681
4 ASSUMPTION	0	1	7	0	2	12	76	2	12	2	13	1	1	4	1	134
5 AVOYELLES	0	4	24	7	16	55	173	2	48	3	44	3	4	15	4	402
6 BEAUREGARD	0	7	20	4	1	17	176	1	13	2	20	0	4	8	0	273
7 BIENVILLE	0	1	7	3	0	11	58	1	5	0	11	0	0	4	2	103
8 BOSSIER	0	54	194	22	6	93	1336	17	58	6	162	3	18	27	1	1997
9 CADDO	0	83	295	43	7	104	1937	25	86	8	268	7	20	26	8	2917
10 CALCASIEU	0	54	229	22	5	134	1293	9	54	26	189	9	24	42	2	2092
11 CALDWELL	0	1	5	0	4	12	40	0	7	0	7	2	3	1	0	82
12 CAMERON	0	0	1	0	0	1	7	0	0	0	0	0	0	2	0	11
13 CATAHOULA	0	2	9	3	5	6	60	0	12	0	7	0	4	3	1	112
14 CLAIBORNE	0	1	9	1	2	6	48	0	8	0	7	0	2	3	0	87
15 CONCORDIA	0	3	8	3	2	13	71	1	9	0	15	0	1	1	0	127
16 DE SOTO	0	6	25	6	0	21	178	2	13	1	42	1	5	5	1	306
17 EAST BATON ROUGE	0	104	488	93	34	182	2345	192	101	31	458	44	47	70	11	4200
18 EAST CARROLL	0	0	0	1	1	3	12	0	0	0	3	0	1	1	0	22
19 EAST FELICIANA	0	3	17	7	14	16	90	4	16	0	22	4	6	10	0	209
20 EVANGELINE	0	3	12	10	8	50	185	0	21	2	36	2	2	9	0	340
21 FRANKLIN	0	3	13	3	1	27	52	3	10	0	14	0	6	2	1	135
22 GRANT	0	0	16	10	7	18	150	0	16	3	25	1	3	10	1	260
23 IBERIA	0	7	44	7	2	28	204	3	28	2	35	0	4	11	1	376
24 IBERVILLE	0	4	33	6	5	16	101	12	7	4	26	1	1	7	0	223
25 JACKSON	0	6	13	5	0	14	82	0	9	1	14	0	6	4	0	154
26 JEFFERSON	0	102	544	95	18	217	3356	166	81	20	449	17	25	76	10	5176
27 JEFFERSON DAVIS	0	3	17	4	2	23	147	1	12	1	27	0	6	6	1	250
28 LAFAYETTE	0	60	290	42	1	176	1860	54	61	11	299	10	21	37	3	2925
29 LAFOURCHE	0	24	114	11	0	85	546	4	31	6	73	6	13	23	3	939
30 LA SALLE	0	4	3	8	13	17	105	0	9	0	11	1	4	3	1	179
31 LINCOLN	0	13	40	5	0	40	239	3	17	1	44	1	3	13	3	422
32 LIVINGSTON	0	24	135	22	0	81	867	45	30	12	109	12	12	28	2	1379
33 MADISON	0	3	1	3	1	14	16	0	8	0	10	0	0	4	0	60
34 MOREHOUSE	0	3	9	9	0	16	77	5	11	0	27	0	5	7	0	169
35 NATCHITOCHE	0	7	17	5	3	25	167	1	16	1	26	0	6	19	2	295
36 ORLEANS	0	113	365	110	16	87	1951	78	47	12	258	5	18	67	6	3133
37 OUACHITA	0	45	178	62	14	124	991	58	61	12	250	12	25	44	1	1877
38 PLAQUEMINES	0	4	26	5	1	9	161	10	5	3	26	0	4	12	0	266

Louisiana State Board of Nursing

Report as of: January 31, 2017

ANALYSIS BY PRIMARY SETTING

Page 2 of 2

# Parish	No Answer	Acad Set	Ambu Care	Comm Hlth	Corr Fac	Home Hlth	Hosp	Ins Ben	Ext Care	Occ Hlth	Other	Reg Agency	Pub Hlth	Sch Hlth	Ass Living	Total
39 POINTE COUPEE	0	1	20	6	4	18	115	6	6	1	26	1	1	4	2	211
40 RAPIDES	0	40	160	31	45	97	1094	12	92	9	229	13	33	39	7	1901
41 RED RIVER	0	2	4	1	0	5	29	0	2	0	2	0	1	2	0	48
42 RICHLAND	0	3	18	7	1	19	99	0	12	0	33	0	12	8	0	212
43 SABINE	0	3	12	3	0	20	107	1	17	0	14	0	3	6	1	187
44 SAINT BERNARD	0	4	27	6	0	11	212	8	8	0	31	0	4	8	0	319
45 SAINT CHARLES	0	12	50	9	4	30	417	22	19	12	57	1	4	24	1	662
46 SAINT HELENA	0	1	1	2	1	4	20	0	2	0	2	1	0	3	0	37
47 SAINT JAMES	0	5	24	1	2	9	97	6	7	3	19	4	1	10	1	189
48 ST JOHN THE BAPTIST	0	9	29	7	2	26	227	15	20	5	31	2	3	12	0	388
49 SAINT LANDRY	0	19	68	15	2	63	452	13	41	3	72	6	8	12	0	774
50 SAINT MARTIN	0	3	27	5	1	19	168	9	10	1	31	1	7	14	3	299
51 SAINT MARY	0	6	11	3	0	14	139	2	10	0	13	1	1	16	0	216
52 SAINT TAMMANY	0	79	408	53	6	218	2702	112	84	23	402	6	21	48	13	4175
53 TANGIPAHOA	0	26	116	24	5	73	780	25	39	5	119	6	16	26	0	1260
54 TENSAS	0	2	2	1	0	1	10	0	0	0	2	0	0	1	0	19
55 TERREBONNE	0	27	103	23	1	68	636	11	24	5	92	3	15	15	5	1028
56 UNION	0	6	18	4	3	19	107	6	13	0	24	2	6	2	0	210
57 VERMILION	0	1	32	4	0	27	239	3	16	2	22	2	4	8	0	360
58 VERNON	0	3	23	3	0	11	178	1	5	4	21	0	4	9	0	262
59 WASHINGTON	0	5	16	7	7	29	240	5	14	0	26	6	3	10	1	369
60 WEBSTER	0	8	29	8	2	41	274	0	27	1	39	1	14	5	0	449
61 WEST BATON ROUGE	0	7	30	10	3	16	173	7	10	3	27	2	4	3	0	295
62 WEST CARROLL	0	4	6	3	0	5	27	0	4	0	7	0	0	2	0	58
63 WEST FELICIANA	0	3	12	1	14	10	51	2	5	2	15	1	2	4	0	122
64 WINN	0	1	2	3	2	6	69	0	12	0	8	0	1	1	0	105
IN STATE TOTAL	0	1067	4687	913	322	2787	29157	1047	1493	281	4605	212	507	934	103	48115
OUT OF STATE	0	170	379	106	28	307	2822	753	147	168	1623	23	46	51	13	6636
NO COUNTY	0	0	1	0	0	0	4	5	0	1	3	0	0	0	0	14
GRAND TOTAL	0	1237	5067	1019	350	3094	31983	1805	1640	450	6231	235	553	985	116	54765

Louisiana State Board of Nursing

Report as of: January 31, 2017

ANALYSIS BY PRIMARY POSITION

Page 1 of 2

# Parish	No Answer	Adv Pract	Exec	Mgr	Other			Researcher	Other Hlth	Case Mgr	Clin		Total
					Non Hlth	Staff Nurse	Faculty				Nur Ldr	Consult	
1 ACADIA	0	38	4	79	1	262	27	0	25	28	26	6	496
2 ALLEN	0	10	4	18	1	97	4	0	3	10	2	2	151
3 ASCENSION	0	185	43	135	9	983	49	5	82	133	37	20	1681
4 ASSUMPTION	0	7	2	11	0	89	2	0	7	10	3	3	134
5 AVOYELLES	0	25	15	55	4	226	21	1	16	24	12	3	402
6 BEAUREGARD	0	19	7	20	0	180	15	0	6	18	4	4	273
7 BIENVILLE	0	2	4	13	0	67	2	0	3	8	4	0	103
8 BOSSIER	0	166	29	139	8	1303	79	6	87	116	46	18	1997
9 CADDO	0	208	46	218	10	1931	106	10	132	160	69	28	2918
10 CALCASIEU	0	250	29	162	4	1250	103	4	92	122	41	35	2092
11 CALDWELL	0	9	1	14	0	39	3	0	3	9	2	2	82
12 CAMERON	0	1	0	1	0	8	0	0	1	0	0	0	11
13 CATAHOULA	0	12	2	13	0	72	2	0	1	5	3	2	112
14 CLAIBORNE	0	6	2	11	0	49	4	0	2	6	6	1	87
15 CONCORDIA	0	9	7	16	1	73	5	0	6	3	7	0	127
16 DE SOTO	0	18	10	33	3	187	9	0	14	23	6	3	306
17 EAST BATON ROUGE	0	437	106	310	21	2397	162	25	234	353	95	60	4200
18 EAST CARROLL	0	1	0	3	0	16	0	0	1	1	0	0	22
19 EAST FELICIANA	0	15	6	32	0	123	8	1	7	14	3	0	209
20 EVANGELINE	0	26	9	53	0	184	13	1	11	29	9	5	340
21 FRANKLIN	0	21	4	22	0	72	5	0	2	5	2	2	135
22 GRANT	0	17	7	13	2	180	2	0	12	19	7	1	260
23 IBERIA	0	37	10	48	1	214	19	1	11	21	9	5	376
24 IBERVILLE	0	16	8	21	0	138	7	1	7	14	8	3	223
25 JACKSON	0	13	7	9	0	95	8	0	10	7	5	0	154
26 JEFFERSON	0	407	96	424	28	3173	145	36	269	331	183	84	5176
27 JEFFERSON DAVIS	0	19	5	17	0	160	11	0	9	17	10	2	250
28 LAFAYETTE	0	352	68	188	6	1780	100	7	140	156	91	37	2925
29 LAFOURCHE	0	69	14	84	5	608	39	1	32	57	26	4	939
30 LA SALLE	0	7	6	28	1	107	5	0	5	15	4	1	179
31 LINCOLN	0	40	10	52	0	244	16	1	22	22	10	5	422
32 LIVINGSTON	0	106	32	115	10	862	42	3	69	85	42	13	1379
33 MADISON	0	6	3	13	0	31	3	0	0	3	1	0	60
34 MOREHOUSE	0	13	5	20	1	96	7	0	9	13	3	2	169
35 NATCHITOCHEs	0	21	9	34	0	179	10	0	16	15	7	4	295
36 ORLEANS	0	387	68	165	12	1868	120	20	145	183	107	59	3134
37 OUACHITA	0	287	41	158	5	1064	70	4	95	115	26	12	1877

Louisiana State Board of Nursing

Report as of: January 31, 2017

ANALYSIS BY PRIMARY POSITION

Page 2 of 2

# Parish	No Answer	Adv Pract	Exec	Mgr	Other			Researcher	Other Hlth	Case Mgr	Clin Nur		Total
					Non Hlth	Staff Nurse	Faculty				Ldr	Consult	
38 PLAQUEMINES	0	20	7	24	1	160	8	1	11	17	15	2	266
39 POINTE COUPEE	0	21	5	24	0	125	2	0	12	8	7	7	211
40 RAPIDES	0	199	45	154	11	1123	75	4	86	127	50	27	1901
41 RED RIVER	0	2	2	6	0	28	3	0	3	3	1	0	48
42 RICHLAND	0	33	5	32	0	112	7	0	5	9	7	2	212
43 SABINE	0	12	6	25	1	118	9	0	4	4	6	2	187
44 SAINT BERNARD	0	14	3	21	0	220	11	1	15	20	11	3	319
45 SAINT CHARLES	0	36	11	70	1	408	18	3	30	50	28	7	662
46 SAINT HELENA	0	3	1	2	0	25	1	0	2	2	0	1	37
47 SAINT JAMES	0	6	4	18	1	124	7	0	14	13	2	0	189
48 ST JOHN THE BAPTIST	0	32	5	35	4	228	11	1	14	33	19	6	388
49 SAINT LANDRY	0	72	18	83	2	456	35	2	30	45	21	10	774
50 SAINT MARTIN	0	21	7	29	2	187	5	0	17	25	5	1	299
51 SAINT MARY	0	16	4	22	1	139	12	0	8	8	3	3	216
52 SAINT TAMMANY	0	426	94	324	11	2578	128	12	170	236	115	81	4175
53 TANGIPAHOA	0	113	16	116	3	779	50	0	59	73	32	19	1260
54 TENSAS	0	1	1	2	0	11	2	0	0	1	0	1	19
55 TERREBONNE	0	121	22	90	4	594	44	2	50	56	36	9	1028
56 UNION	0	8	7	18	0	122	10	0	13	19	10	3	210
57 VERMILION	0	31	16	44	0	215	8	1	19	11	13	2	360
58 VERNON	0	12	5	20	2	188	6	0	4	12	9	4	262
59 WASHINGTON	0	12	15	41	2	235	14	1	21	17	6	5	369
60 WEBSTER	0	34	13	48	3	269	16	2	17	38	4	5	449
61 WEST BATON ROUGE	0	28	2	28	0	192	12	1	12	14	5	1	295
62 WEST CARROLL	0	3	2	8	0	39	3	0	2	0	0	1	58
63 WEST FELICIANA	0	14	4	19	0	65	4	0	6	7	0	3	122
64 WINN	0	7	3	19	0	66	2	0	0	4	2	2	105
IN STATE TOTAL	0	4559	1042	4069	182	29213	1726	158	2210	3002	1323	633	48117
OUT OF STATE	0	471	161	470	12	3114	193	26	550	1323	161	155	6636
NO COUNTY	0	1	0	1	0	5	0	0	0	6	0	1	14
GRAND TOTAL	0	5031	1203	4540	194	32332	1919	184	2760	4331	1484	789	54767

Louisiana State Board of Nursing

Report as of: January 31, 2017

ANALYSIS BY PRIMARY SPECIALTY

Page 1 of 2

# Parish	No Answer	Acute Care	Adult Hlth	Anesth	Comm	Card	Trauma	Gen	Ger Geron	Home Hlth	Inform	IT	Mat					Occu Hlth	Oncol	Ortho	Pall Care	Ped Neo	Perio	Prim Care	Psych				Sch Hlth	Urol	Wom		Total
													Chi Care	Med Surg	Neo	Neph	Neur								Mtl Hlth	Pub Hlth	Rad	Rehab			Hlth	Other	
1 ACADIA	0	36	12	12	5	22	48	0	36	47	0	0	26	59	14	13	6	1	10	3	10	8	31	9	25	2	0	8	4	0	10	39	496
2 ALLEN	0	21	9	2	1	6	23	0	6	16	0	0	5	21	0	0	1	0	1	0	5	3	1	3	5	4	0	2	3	0	2	11	151
3 ASCENSION	0	154	87	53	16	67	109	1	42	77	11	10	94	124	87	33	10	33	42	22	27	92	112	28	49	14	5	25	23	6	51	177	1681
4 ASSUMPTION	0	11	4	2	1	3	21	0	10	11	0	0	8	20	3	2	0	1	2	0	0	2	5	4	2	0	0	3	2	0	0	17	134
5 AVOYELLES	0	25	11	4	6	17	30	1	49	42	0	0	9	63	9	6	2	3	4	0	14	15	11	12	17	7	0	5	9	0	2	29	402
6 BEAUREGARD	0	24	16	2	3	2	31	0	17	15	2	0	21	37	7	3	0	2	1	2	3	2	21	4	12	2	0	10	5	0	5	24	273
7 BIENVILLE	0	11	2	0	2	1	13	0	6	11	0	0	1	14	0	3	0	0	3	1	1	6	2	2	6	2	0	7	2	0	0	7	103
8 BOSSIER	0	302	47	70	11	80	142	3	65	74	7	6	82	241	60	45	17	8	54	28	11	100	126	35	68	6	8	30	16	10	50	195	1997
9 CADDO	0	408	76	88	21	88	176	3	89	85	14	7	103	405	96	72	36	9	92	47	29	108	181	59	143	7	17	42	15	23	65	314	2918
10 CALCASIEU	0	203	91	61	19	106	156	2	48	94	13	4	121	244	56	35	12	30	56	30	30	60	157	29	123	14	4	27	35	8	31	193	2092
11 CALDWELL	0	4	4	1	0	0	8	0	8	10	0	1	4	12	3	3	0	0	1	0	1	3	1	5	1	2	0	5	1	0	1	3	82
12 CAMERON	0	0	0	0	0	2	0	0	0	1	0	0	0	5	0	0	0	0	0	0	0	0	0	0	0	0	0	0	2	0	1	0	11
13 CATAHOULA	0	13	7	1	0	4	7	0	14	4	0	0	5	14	4	1	0	1	1	1	1	4	2	8	6	3	0	2	3	0	2	4	112
14 CLAIBORNE	0	14	5	1	0	1	9	0	8	5	1	0	0	13	0	2	0	0	1	2	2	3	1	5	3	0	2	2	0	1	6	87	
15 CONCORDIA	0	26	3	4	0	2	9	0	10	11	1	0	2	19	1	3	0	1	2	0	4	2	7	1	5	0	0	4	1	1	1	7	127
16 DE SOTO	0	41	8	4	2	12	22	0	12	15	1	1	12	30	15	8	2	2	6	4	4	13	17	4	12	2	2	8	3	0	5	39	306
17 EAST BATON ROUGE	0	413	208	119	54	202	217	0	138	135	34	16	202	369	145	95	42	34	89	65	56	164	285	80	220	36	16	59	44	9	99	555	4200
18 EAST CARROLL	0	1	2	0	1	1	3	0	1	2	0	0	0	9	0	1	0	0	0	0	0	0	0	0	0	0	0	0	1	0	0	0	22
19 EAST FELICIANA	0	14	17	2	3	7	7	0	20	14	0	0	6	16	2	6	0	0	0	0	3	1	5	7	37	3	1	5	8	0	6	19	209
20 EVANGELINE	0	33	16	9	5	5	30	0	24	45	0	1	12	36	1	11	0	1	3	3	1	5	18	4	27	1	1	8	7	1	7	25	340
21 FRANKLIN	0	5	10	2	2	2	12	0	11	24	1	0	2	22	1	2	1	0	1	0	5	3	2	6	3	5	0	2	2	0	1	8	135
22 GRANT	0	29	10	4	1	12	14	0	18	18	0	1	3	35	9	3	0	3	3	0	3	8	16	13	17	5	1	1	7	0	3	23	260
23 IBERIA	0	41	17	10	5	11	26	1	29	26	2	1	19	46	10	13	1	1	8	0	7	4	32	5	8	5	0	6	9	0	2	31	376
24 IBERVILLE	0	21	7	2	3	5	11	1	9	12	1	0	6	28	4	7	2	4	6	7	2	9	21	5	6	3	0	5	3	1	5	27	223
25 JACKSON	0	23	6	3	1	4	11	0	14	10	0	0	7	21	2	5	0	0	2	1	2	3	7	5	6	3	0	2	3	0	2	11	154
26 JEFFERSON	0	600	161	179	66	202	307	2	141	167	29	22	244	557	196	86	73	30	147	52	59	256	386	76	150	22	23	64	56	15	75	733	5176
27 JEFFERSON DAVIS	0	18	14	3	1	8	28	0	15	20	0	0	15	38	7	1	1	0	6	2	4	4	9	5	16	4	0	7	4	0	3	17	250
28 LAFAYETTE	0	334	85	107	22	149	239	3	70	133	13	2	147	260	132	45	32	13	69	47	51	87	204	45	115	7	12	56	32	10	60	344	2925
29 LAFOURCHE	0	105	36	24	9	23	80	0	35	75	6	1	34	133	28	13	2	7	13	5	9	30	82	17	27	10	1	11	19	4	22	78	939
30 LA SALLE	0	17	13	0	4	1	23	0	14	15	1	0	4	44	3	2	0	0	1	0	1	5	1	4	11	4	0	2	2	0	0	7	179
31 LINCOLN	0	46	19	9	3	16	27	0	22	29	1	1	24	58	15	11	1	2	2	0	6	19	17	10	17	2	0	7	11	1	8	38	422
32 LIVINGSTON	0	132	61	21	13	60	117	1	51	57	6	6	109	108	62	21	12	13	37	16	17	51	93	23	34	7	5	23	27	1	40	155	1379
33 MADISON	0	1	7	0	0	1	6	0	10	11	0	0	0	8	1	2	0	0	0	1	2	2	0	2	0	1	0	0	3	0	0	2	60
34 MOREHOUSE	0	13	8	0	2	4	10	1	12	15	2	0	8	19	1	8	0	1	0	0	2	7	8	5	7	3	0	9	5	0	4	15	169
35 NATCHITOCHE	0	40	8	8	2	7	28	0	17	25	3	0	24	35	2	9	0	1	4	4	3	11	12	5	7	3	0	3	14	0	2	18	295
36 ORLEANS	0	396	143	150	43	114	181	4	72	70	19	4	112	368	92	65	50	16	111	41	18	160	167	79	129	16	14	39	49	9	37	366	3134
37 OUACHITA	0	229	116	62	16	82	103	1	77	91	7	7	73	190	66	48	6	12	16	30	17	86	90	61	59	19	8	20	24	4	37	220	1877
38 PLAQUEMINES	0	25	10	10	4	6	24	0	7	6	0	0	11	34	15	7	3	3	7	0	0	24	11	6	6	5	2	1	6	0	5	28	266
39 POINTE COUPEE	0	14	12	9	2	15	14	0	10	19	1	1	7	29	2	4	0	2	4	2	4	4	7	9	5	2	4	3	3	0	3	20	211
40 RAPIDES	0	202	73	51	21	85	108	2	98	69	7	6	75	194	70	35	4	14	25	14	37	66	120	57	129	18	27	43	29	6	20	196	1901
41 RED RIVER	0	6	0	0	1	1	4	0	4	5	0	0	1	8	0	3	0	0	1	2	0	2	1	2	1	1	0	1	1	0	1	2	48
42 RICHLAND	0	15	19	2	2	6	16	1	13	18	0	0	10	21	9	3	0	1	1	0	5	6	8	10	10	4	1	4	2	2	6	17	212
43 SABINE	0	26	6	3	2	2	20	1	19	18	0	0	5	33	1	5	1	0	3	0	2	3	10	4	4	2	0	2	5	0	2	8	187
44 SAINT BERNARD	0	46	8	6	2	12	23	0	11	9	3	0	11	33	13	10	10	0	10	3	0	19	19	9	8	2	2	7	9	2	3	29	319
45 SAINT CHARLES	0	77	15	14	5	19	38	1	29	25	3	2	25	65	21	10	7	13	15	4	9	33	63	7	20	4	2	8	23	2	8	95	662
46 SAINT HELENA	0	1	4	0	0	1	4	0	2	4	0	0	2	6	0	2	0	0	1	0	0	3	1	0	3	0	0	0	1	0	0	2	37

Louisiana State Board of Nursing

Report as of: January 31, 2017

ANALYSIS BY PRIMARY SPECIALTY

Page 2 of 2

# Parish	No Answer	Acute Care	Adult Hlth	Anesth	Comm	Card	Trauma	Gen	Ger	Home Hlth	Inform	IT	Mat					Occu Hlth	Oncol	Ortho	Pall Care	Ped Neo	Perio	Prim Care	Psych			Sch Hlth	Urol	Wom		Total		
													Chi Care	Med Surg	Neo	Neph	Neur								Mtl Hlth	Pub Hlth	Rad			Rehab	Hlth		Other	
47 SAINT JAMES	0	21	11	0	1	2	15	0	9	9	4	1	7	22	3	6	1	3	0	4	0	5	17	3	4	3	0	3	8	1	9	17	189	
48 ST JOHN THE BAPTIST	0	42	18	6	6	14	25	1	22	18	2	0	15	53	8	11	3	5	9	3	6	13	26	6	11	5	3	5	7	0	3	42	388	
49 SAINT LANDRY	0	79	34	18	4	33	57	1	43	56	4	2	34	91	16	26	7	3	19	9	7	12	53	11	39	7	1	9	11	1	8	79	774	
50 SAINT MARTIN	0	34	9	5	2	13	17	0	11	19	2	0	15	25	11	6	4	1	9	3	1	8	22	4	19	6	1	3	9	1	2	37	299	
51 SAINT MARY	0	18	7	4	0	1	37	0	9	14	3	0	16	29	4	3	0	2	1	1	2	8	13	4	6	1	1	2	11	0	4	15	216	
52 SAINT TAMMANY	0	492	144	162	33	220	286	1	135	164	31	14	196	495	169	67	54	19	109	43	29	149	302	65	125	13	15	50	34	4	45	510	4175	
53 TANGIPAHOA	0	160	73	27	10	65	113	0	43	58	10	4	49	124	31	24	9	5	14	9	14	42	78	18	38	18	3	29	20	5	29	138	1260	
54 TENSAS	0	5	0	0	0	0	1	0	0	1	0	0	0	6	0	1	0	0	0	0	1	1	0	1	0	0	0	0	1	0	0	1	19	19
55 TERREBONNE	0	90	48	41	10	59	86	0	37	56	6	3	45	139	24	18	8	6	19	9	12	23	57	16	41	7	3	14	14	4	23	110	1028	
56 UNION	0	19	7	1	0	2	22	0	14	15	2	0	8	25	7	5	0	1	1	3	3	10	11	5	11	5	0	6	3	0	3	21	210	
57 VERMILION	0	30	11	12	3	17	35	0	17	23	1	1	11	44	15	8	1	2	9	2	4	10	31	6	14	3	1	4	6	0	5	34	360	
58 VERNON	0	35	11	0	2	4	32	0	7	8	2	1	19	39	3	5	1	4	0	0	2	6	17	8	12	4	0	10	9	1	2	18	262	
59 WASHINGTON	0	42	7	3	5	13	46	1	19	25	2	1	8	64	5	11	2	2	4	7	3	5	20	8	16	2	0	3	9	0	3	33	369	
60 WEBSTER	0	56	11	7	2	11	34	0	27	36	3	0	23	74	5	10	3	1	5	6	5	13	13	12	23	9	0	12	2	1	8	37	449	
61 WEST BATON ROUGE	0	21	14	7	7	9	26	0	10	13	0	1	16	24	11	5	4	3	6	4	2	14	28	6	13	4	0	3	2	1	3	38	295	
62 WEST CARROLL	0	2	4	0	0	1	7	0	3	5	1	1	0	13	0	3	0	0	0	0	0	5	0	2	2	0	0	3	3	0	0	3	58	58
63 WEST FELICIANA	0	6	12	3	3	2	11	0	4	7	0	0	5	11	4	0	1	2	2	0	2	3	3	3	13	2	0	1	4	0	4	14	122	
64 WINN	0	20	4	3	1	2	9	0	11	7	0	0	4	20	0	5	0	0	0	0	0	1	2	2	7	1	1	1	0	0	1	3	105	105
IN STATE TOTAL	0	5388	1918	1413	471	1944	3394	33	1834	2219	262	129	2162	5442	1581	976	432	321	1067	541	560	1823	3065	945	1955	355	185	736	688	134	840	5304	48117	
OUT OF STATE	0	635	314	186	88	176	481	7	262	213	36	18	243	591	149	131	46	237	109	67	45	123	233	123	196	50	16	85	39	10	97	1630	6636	
NO COUNTY	0	0	1	0	0	2	0	0	1	0	0	0	1	0	0	0	0	1	0	1	0	0	2	0	0	0	0	0	0	0	0	5	14	14
GRAND TOTAL	0	6023	2233	1599	559	2122	3875	40	2097	2432	298	147	2406	6033	1730	1107	478	559	1176	609	605	1946	3300	1068	2151	405	201	821	727	144	937	6939	54767	

Louisiana State Board of Nursing

Report as of: January 31, 2017

ANALYSIS BY PROGRAM ENROLLED IN

Page 1 of 2

# Parish	No Answer	Vocational Practical	Dip Nursing	Assoc Nursing	Assoc Non Nursing	Bacc Nursing	Bacc Non Nursing	Master's Nursing	Master's Non Nursing	DNP	PhD	Doctoral Degree Nursing	Doctoral Degree Other	DNS	N/A	Total
												Other	Other			
1 ACADIA	0	0	0	4	1	7	1	11	1	0	0	0	0	1	519	545
2 ALLEN	0	0	0	0	0	3	0	8	0	2	0	0	0	0	150	163
3 ASCENSION	0	0	0	4	1	47	0	57	8	17	2	0	3	1	1688	1828
4 ASSUMPTION	0	0	0	1	0	6	0	6	1	0	0	0	0	0	138	152
5 AVOYELLES	0	0	0	2	1	19	2	15	1	0	0	0	0	0	399	439
6 BEAUREGARD	1	0	0	1	0	4	0	10	0	1	0	0	0	0	281	298
7 BIENVILLE	0	0	0	0	0	4	0	4	0	0	0	0	0	0	109	117
8 BOSSIER	2	0	0	9	1	54	4	78	8	15	1	0	4	0	2036	2212
9 CADDO	5	0	0	8	2	97	3	108	19	20	2	1	3	1	2998	3267
10 CALCASIEU	0	0	0	2	1	38	5	103	4	8	1	1	5	0	2163	2331
11 CALDWELL	0	0	0	0	0	0	0	3	1	0	0	0	0	0	84	88
12 CAMERON	0	0	0	0	0	1	0	0	0	0	0	0	0	0	10	11
13 CATAHOULA	0	0	0	0	0	2	0	4	0	0	0	0	0	0	114	120
14 CLAIBORNE	0	0	0	0	0	2	0	1	1	0	0	0	0	0	88	92
15 CONCORDIA	0	0	0	1	0	3	0	2	2	2	0	0	0	0	129	139
16 DE SOTO	0	0	0	1	1	9	0	11	3	1	0	0	0	0	313	339
17 EAST BATON ROUGE	2	0	0	5	2	83	11	191	17	62	13	3	5	2	4384	4780
18 EAST CARROLL	0	0	0	0	0	0	0	0	1	0	0	0	0	0	24	25
19 EAST FELICIANA	0	0	0	1	1	5	0	4	2	1	1	0	0	0	220	235
20 EVANGELINE	0	0	0	1	0	4	0	8	2	0	0	0	0	0	359	374
21 FRANKLIN	0	0	0	0	0	3	0	7	0	2	0	0	0	0	133	145
22 GRANT	0	0	0	1	0	8	0	7	0	0	0	0	0	0	271	287
23 IBERIA	0	0	0	0	0	7	1	8	0	5	0	0	0	1	403	425
24 IBERVILLE	0	0	0	1	0	4	2	9	1	0	1	0	0	0	236	254
25 JACKSON	0	0	0	2	0	5	0	7	2	1	1	0	0	0	150	168
26 JEFFERSON	0	0	0	12	2	153	5	131	9	96	9	3	6	8	5314	5748
27 JEFFERSON DAVIS	0	0	0	0	0	3	1	11	1	0	0	0	0	0	252	268
28 LAFAYETTE	0	0	0	4	0	51	10	123	18	18	2	1	8	1	3081	3317
29 LAFOURCHE	0	0	0	4	0	7	1	35	4	6	0	0	0	1	993	1051
30 LA SALLE	0	0	0	0	0	5	0	5	0	1	0	0	0	0	191	202
31 LINCOLN	0	0	0	1	0	20	0	18	3	1	1	0	2	1	440	487
32 LIVINGSTON	1	0	0	3	1	30	0	39	9	13	1	1	1	1	1394	1494
33 MADISON	0	0	0	2	0	0	0	3	0	0	0	0	0	0	60	65
34 MOREHOUSE	0	0	0	0	1	4	0	6	0	1	1	0	0	0	176	189
35 NATCHITOCHE	0	0	0	0	0	7	0	7	0	1	0	1	0	0	315	331
36 ORLEANS	0	0	0	6	2	89	6	109	15	96	3	4	10	3	3197	3540
37 OUACHITA	0	0	0	3	2	35	2	72	6	9	3	1	2	1	1923	2059
38 PLAQUEMINES	0	0	0	0	0	3	0	7	1	1	0	0	0	0	280	292

Louisiana State Board of Nursing

Report as of: January 31, 2017

ANALYSIS BY PROGRAM ENROLLED IN

Page 2 of 2

# Parish	No Answer	Vocational Practical	Dip Nursing	Assoc Nursing	Assoc Non Nursing	Bacc Nursing	Bacc Non Nursing	Master's Nursing	Master's Non Nursing	DNP	PhD	Doctoral Degree Nursing			N/A	Total	
												Other	Other	DNS			
39 POINTE COUPEE	0	0	0	0	0	4	0	6	0	0	0	0	0	0	0	223	233
40 RAPIDES	1	0	0	2	1	61	3	82	8	7	2	0	4	3	1954	2128	
41 RED RIVER	0	0	0	1	0	3	0	2	1	0	0	0	0	0	51	58	
42 RICHLAND	0	0	0	0	0	6	0	11	0	1	0	0	0	0	223	241	
43 SABINE	1	0	0	1	0	1	0	1	1	0	0	0	0	0	202	207	
44 SAINT BERNARD	0	0	0	1	1	7	0	12	0	4	0	0	2	1	311	339	
45 SAINT CHARLES	0	0	0	0	0	25	0	18	1	4	0	0	1	0	667	716	
46 SAINT HELENA	0	0	0	0	0	0	0	0	0	0	0	0	0	0	43	43	
47 SAINT JAMES	0	0	0	0	0	5	0	9	0	0	0	0	0	0	190	204	
48 ST JOHN THE BAPTIST	0	0	0	1	1	10	0	9	1	6	0	0	0	1	377	406	
49 SAINT LANDRY	0	0	0	4	1	18	2	26	0	3	1	0	0	0	800	855	
50 SAINT MARTIN	0	0	0	0	0	3	0	12	0	3	0	0	1	1	308	328	
51 SAINT MARY	0	0	0	0	1	3	0	8	1	2	0	0	0	0	231	246	
52 SAINT TAMMANY	0	0	0	9	2	105	6	123	18	43	2	0	2	6	4420	4736	
53 TANGIPAHOA	0	0	0	1	0	28	5	39	1	10	1	0	1	0	1312	1398	
54 TENSAS	0	0	0	0	0	0	0	2	0	0	0	0	0	0	21	23	
55 TERREBONNE	0	0	0	0	0	13	0	37	3	5	0	0	1	2	1092	1153	
56 UNION	0	0	0	0	2	1	0	7	0	0	1	0	0	0	229	240	
57 VERMILION	0	0	0	0	0	5	0	14	0	0	0	0	0	1	373	393	
58 VERNON	0	0	0	0	1	15	0	14	0	1	0	0	1	0	273	305	
59 WASHINGTON	0	0	0	1	0	4	0	10	0	2	0	0	0	1	410	428	
60 WEBSTER	0	0	0	0	0	7	1	4	1	3	0	0	0	0	475	491	
61 WEST BATON ROUGE	0	0	0	0	0	10	0	17	1	4	0	0	1	0	290	323	
62 WEST CARROLL	0	0	0	0	0	0	0	4	1	1	0	0	0	0	66	72	
63 WEST FELICIANA	0	0	0	0	0	2	0	0	0	2	0	0	0	0	136	140	
64 WINN	0	0	0	0	0	0	0	6	0	1	0	0	0	0	109	116	
IN STATE TOTAL	13	0	0	100	29	1158	71	1701	178	482	49	16	63	38	49801	53699	
OUT OF STATE	0	0	0	14	6	212	12	294	47	92	15	4	17	4	6620	7337	
NO COUNTY	0	0	0	0	0	0	0	1	0	0	0	0	0	0	16	17	
GRAND TOTAL	13	0	0	114	35	1370	83	1996	225	574	64	20	80	42	56437	61053	

Louisiana State Board of Nursing

Report as of: January 31, 2017

ANALYSIS BY YEARS PLAN ON WORKING IN NURSING

Page 1 of 2

# Parish	No						Total
	Answer	1 - 5	6 - 10	11 - 20	21 or OVER	N/A	
1 ACADIA	0	56	93	134	237	25	545
2 ALLEN	0	22	28	47	61	5	163
3 ASCENSION	0	182	286	630	653	77	1828
4 ASSUMPTION	0	15	17	46	62	12	152
5 AVOUELLES	0	58	65	134	162	20	439
6 BEAUREGARD	0	44	68	84	93	9	298
7 BIENVILLE	0	18	17	39	33	10	117
8 BOSSIER	0	265	377	687	774	109	2212
9 CADDO	0	530	603	935	1007	192	3267
10 CALCASIEU	0	328	391	652	825	135	2331
11 CALDWELL	0	15	14	31	26	2	88
12 CAMERON	0	1	1	3	6	0	11
13 CATAHOULA	0	12	23	42	40	3	120
14 CLAIBORNE	0	13	17	33	24	5	92
15 CONCORDIA	0	30	24	33	50	2	139
16 DE SOTO	0	49	47	114	110	19	339
17 EAST BATON ROUGE	0	713	909	1348	1484	326	4780
18 EAST CARROLL	0	1	5	8	10	1	25
19 EAST FELICIANA	0	50	51	59	62	13	235
20 EVANGELINE	0	45	59	108	145	17	374
21 FRANKLIN	0	19	27	44	51	4	145
22 GRANT	0	50	68	69	85	15	287
23 IBERIA	0	73	83	118	124	27	425
24 IBERVILLE	0	40	48	78	73	15	254
25 JACKSON	0	28	19	51	61	9	168
26 JEFFERSON	0	858	1026	1596	1942	326	5748
27 JEFFERSON DAVIS	0	37	33	65	125	8	268
28 LAFAYETTE	0	464	585	930	1116	222	3317
29 LAFOURCHE	0	136	167	285	390	73	1051
30 LA SALLE	0	22	39	69	59	13	202
31 LINCOLN	0	71	80	155	149	32	487
32 LIVINGSTON	0	156	215	480	590	53	1494
33 MADISON	0	15	11	24	12	3	65
34 MOREHOUSE	0	34	37	50	60	8	189
35 NATCHITOCHE	0	40	63	78	127	23	331
36 ORLEANS	0	581	657	970	1135	197	3540
37 OUACHITA	0	318	387	594	683	77	2059
38 PLAQUEMINES	0	30	57	93	98	14	292

Louisiana State Board of Nursing

Report as of: January 31, 2017

ANALYSIS BY YEARS PLAN ON WORKING IN NURSING

Page 2 of 2

# Parish	No						Total
	Answer	1 - 5	6 - 10	11 - 20	21 or OVER	N/A	
39 POINTE COUPEE	0	33	41	60	85	14	233
40 RAPIDES	0	367	397	596	652	116	2128
41 RED RIVER	0	7	13	16	18	4	58
42 RICHLAND	0	43	43	56	84	15	241
43 SABINE	0	34	35	52	79	7	207
44 SAINT BERNARD	0	21	50	98	161	9	339
45 SAINT CHARLES	0	84	118	217	268	29	716
46 SAINT HELENA	0	9	11	10	10	3	43
47 SAINT JAMES	0	14	37	61	82	10	204
48 ST JOHN THE BAPTIST	0	48	69	130	148	11	406
49 SAINT LANDRY	0	124	168	236	289	38	855
50 SAINT MARTIN	0	43	48	102	117	18	328
51 SAINT MARY	0	44	36	66	86	14	246
52 SAINT TAMMANY	0	725	914	1433	1356	308	4736
53 TANGIPAHOA	0	197	228	416	489	68	1398
54 TENSAS	0	6	2	5	7	3	23
55 TERREBONNE	0	151	208	352	382	60	1153
56 UNION	0	42	56	64	61	17	240
57 VERMILION	0	44	72	117	144	16	393
58 VERNON	0	31	51	94	113	16	305
59 WASHINGTON	0	72	84	99	143	30	428
60 WEBSTER	0	73	78	137	181	22	491
61 WEST BATON ROUGE	0	17	44	110	134	18	323
62 WEST CARROLL	0	14	6	22	25	5	72
63 WEST FELICIANA	0	21	26	44	37	12	140
64 WINN	0	23	29	27	34	3	116
IN STATE TOTAL	0	7706	9561	15536	17929	2967	53699
OUT OF STATE	0	1076	1599	2216	2051	395	7337
NO COUNTY	0	1	1	6	6	3	17
GRAND TOTAL	0	8783	11161	17758	19986	3365	61053

Louisiana State Board of Nursing

Report as of: January 31, 2017

ANALYSIS BY DIRECT CARE

Page 1 of 2

# Parish	No		No	N/A	Total
	Answer	Yes			
1 ACADIA	0	444	53	48	545
2 ALLEN	0	143	10	10	163
3 ASCENSION	0	1423	271	134	1828
4 ASSUMPTION	0	123	14	15	152
5 AVOYELLES	0	374	29	36	439
6 BEAUREGARD	0	249	27	22	298
7 BIENVILLE	0	99	5	13	117
8 BOSSIER	0	1777	238	197	2212
9 CADDO	0	2631	324	312	3267
10 CALCASIEU	0	1936	200	195	2331
11 CALDWELL	0	74	9	5	88
12 CAMERON	0	11	0	0	11
13 CATAHOULA	0	109	7	4	120
14 CLAIBORNE	0	83	3	6	92
15 CONCORDIA	0	115	13	11	139
16 DE SOTO	0	277	32	30	339
17 EAST BATON ROUGE	0	3505	783	492	4780
18 EAST CARROLL	0	21	2	2	25
19 EAST FELICIANA	0	193	15	27	235
20 EVANGELINE	0	307	37	30	374
21 FRANKLIN	0	125	12	8	145
22 GRANT	0	237	23	27	287
23 IBERIA	0	341	41	43	425
24 IBERVILLE	0	182	50	22	254
25 JACKSON	0	144	11	13	168
26 JEFFERSON	0	4479	787	482	5748
27 JEFFERSON DAVIS	0	224	26	18	268
28 LAFAYETTE	0	2615	359	343	3317
29 LAFOURCHE	0	858	95	98	1051
30 LA SALLE	0	163	20	19	202
31 LINCOLN	0	401	33	53	487
32 LIVINGSTON	0	1200	200	94	1494
33 MADISON	0	59	2	4	65
34 MOREHOUSE	0	150	24	15	189
35 NATCHITOCHE	0	276	27	28	331
36 ORLEANS	0	2761	455	324	3540
37 OUACHITA	0	1656	241	162	2059
38 PLAQUEMINES	0	233	39	20	292

Louisiana State Board of Nursing

Report as of: January 31, 2017

ANALYSIS BY DIRECT CARE

Page 2 of 2

# Parish	No		N/A	Total
	Answer	Yes		
39 POINTE COUPEE	0	180	33	203
40 RAPIDES	0	1656	273	2128
41 RED RIVER	0	42	8	58
42 RICHLAND	0	196	21	241
43 SABINE	0	176	12	207
44 SAINT BERNARD	0	290	34	339
45 SAINT CHARLES	0	584	85	716
46 SAINT HELENA	0	33	3	43
47 SAINT JAMES	0	160	27	204
48 ST JOHN THE BAPTIST	0	347	41	406
49 SAINT LANDRY	0	696	89	855
50 SAINT MARTIN	0	269	33	328
51 SAINT MARY	0	195	24	246
52 SAINT TAMMANY	0	3651	591	4736
53 TANGIPAHOA	0	1111	169	1398
54 TENSAS	0	17	2	23
55 TERREBONNE	0	922	116	1153
56 UNION	0	185	32	240
57 VERMILION	0	319	48	393
58 VERNON	0	246	27	305
59 WASHINGTON	0	324	50	428
60 WEBSTER	0	412	45	491
61 WEST BATON ROUGE	0	269	29	323
62 WEST CARROLL	0	58	3	72
63 WEST FELICIANA	0	102	21	140
64 WINN	0	99	5	116
IN STATE TOTAL	0	42537	6338	53699
OUT OF STATE	0	4254	2452	7337
NO COUNTY	0	8	8	17
GRAND TOTAL	0	46799	8798	61053

Louisiana State Board of Nursing

Report as of: January 31, 2017

ANALYSIS BY LEAVE WORK

Page 1 of 2

# Parish	No Answer	Relocating	Salary Pay	Retiring	Returning to School	Work Environment	Changing Specialty	Starting Raising Family	Caring for Elderly Disabled Family	Caring for Elderly Disabled Family Member	Other	N/A	Total
1 ACADIA	0	3	13	12	2	5	6	6	0	2	5	491	545
2 ALLEN	0	0	3	9	1	1	3	0	0	0	0	146	163
3 ASCENSION	0	12	60	54	20	35	26	15	0	5	12	1589	1828
4 ASSUMPTION	0	1	3	4	0	1	4	1	0	0	1	137	152
5 AVOYELLES	0	2	7	18	5	1	5	2	0	1	1	397	439
6 BEAUREGARD	0	5	3	18	2	1	8	1	0	0	3	257	298
7 BIENVILLE	0	1	2	5	2	1	0	2	0	2	1	101	117
8 BOSSIER	0	29	48	58	26	25	37	12	0	4	31	1942	2212
9 CADDO	0	56	59	134	41	36	41	19	0	8	41	2832	3267
10 CALCASIEU	0	13	58	91	35	25	28	16	0	14	28	2023	2331
11 CALDWELL	0	0	3	2	0	0	2	0	0	0	0	81	88
12 CAMERON	0	0	0	0	0	1	0	0	0	0	0	10	11
13 CATAHOULA	0	1	1	5	4	1	1	1	0	0	1	105	120
14 CLAIBORNE	0	1	0	4	0	2	4	2	0	0	2	77	92
15 CONCORDIA	0	0	6	7	3	1	5	1	0	1	1	114	139
16 DE SOTO	0	1	7	17	2	2	2	0	0	0	2	306	339
17 EAST BATON ROUGE	0	75	141	175	68	49	68	46	0	17	58	4083	4780
18 EAST CARROLL	0	0	0	0	0	0	0	0	0	1	1	23	25
19 EAST FELICIANA	0	1	3	12	1	2	2	0	0	1	4	209	235
20 EVANGELINE	0	3	3	15	3	2	9	1	0	3	7	328	374
21 FRANKLIN	0	0	2	5	1	1	2	0	0	0	0	134	145
22 GRANT	0	5	5	7	1	5	3	2	0	0	2	257	287
23 IBERIA	0	9	10	20	1	1	6	4	0	2	3	369	425
24 IBERVILLE	0	6	4	15	0	3	3	0	0	2	4	217	254
25 JACKSON	0	3	0	9	0	4	1	1	0	0	2	148	168
26 JEFFERSON	0	67	175	221	83	78	106	36	0	25	80	4877	5748
27 JEFFERSON DAVIS	0	2	5	8	1	1	2	4	0	2	1	242	268
28 LAFAYETTE	0	41	85	112	42	40	51	27	0	12	46	2861	3317
29 LAFOURCHE	0	6	25	54	20	13	17	10	0	2	6	898	1051
30 LA SALLE	0	1	2	6	4	1	0	0	0	1	2	185	202
31 LINCOLN	0	8	8	25	4	9	5	1	0	1	6	420	487
32 LIVINGSTON	0	13	43	42	15	17	19	8	0	3	18	1316	1494
33 MADISON	0	0	0	5	0	0	1	0	0	1	2	56	65
34 MOREHOUSE	0	0	3	11	1	3	5	3	0	1	3	159	189
35 NATCHITOCHE	0	7	7	14	2	3	5	1	0	0	2	290	331
36 ORLEANS	0	56	104	132	65	54	81	34	0	15	53	2946	3540

Louisiana State Board of Nursing

Report as of: January 31, 2017

ANALYSIS BY LEAVE WORK

Page 2 of 2

# Parish	No Answer	Relocating	Salary Pay	Retiring	Returning to School	Work Environment	Changing Specialty	Starting Raising Family	Caring for Elderly Disabled Family	Caring for Elderly Disabled Family Member	Other	N/A	Total
37 OUACHITA	0	27	49	86	35	17	14	16	0	11	21	1783	2059
38 PLAQUEMINES	0	7	6	9	4	14	8	1	0	0	3	240	292
39 POINTE COUPEE	0	2	5	11	0	1	2	1	0	2	1	208	233
40 RAPIDES	1	25	21	118	26	19	24	12	0	8	24	1850	2128
41 RED RIVER	0	0	1	2	1	0	1	1	0	0	0	52	58
42 RICHLAND	0	1	3	13	5	2	3	3	0	0	2	209	241
43 SABINE	0	1	4	7	1	3	3	2	0	0	2	184	207
44 SAINT BERNARD	0	3	8	2	6	7	6	6	0	1	4	296	339
45 SAINT CHARLES	0	3	22	25	8	10	9	3	0	4	8	624	716
46 SAINT HELENA	0	0	0	0	1	1	0	1	0	0	1	39	43
47 SAINT JAMES	0	0	4	3	3	1	5	5	0	1	4	178	204
48 ST JOHN THE BAPTIST	0	3	18	10	4	7	5	5	0	2	5	347	406
49 SAINT LANDRY	0	10	23	48	9	7	11	6	0	7	12	722	855
50 SAINT MARTIN	0	1	6	7	1	6	3	2	0	2	5	295	328
51 SAINT MARY	0	4	4	11	4	4	2	3	0	0	2	212	246
52 SAINT TAMMANY	0	46	123	189	53	62	60	36	0	17	55	4095	4736
53 TANGIPAHOA	0	14	28	49	26	15	25	11	0	3	18	1209	1398
54 TENSAS	0	0	0	0	0	0	1	1	0	0	1	20	23
55 TERREBONNE	0	17	22	33	17	9	22	10	0	3	13	1007	1153
56 UNION	0	0	1	10	1	2	4	0	0	1	3	218	240
57 VERMILION	0	3	10	19	4	7	5	6	0	0	7	332	393
58 VERNON	0	11	5	8	3	8	6	1	0	1	4	258	305
59 WASHINGTON	0	3	6	25	2	0	6	1	0	5	6	374	428
60 WEBSTER	0	3	9	16	5	3	8	2	0	0	3	442	491
61 WEST BATON ROUGE	0	3	11	5	5	3	5	4	0	1	5	281	323
62 WEST CARROLL	0	1	1	2	1	0	2	0	0	0	0	65	72
63 WEST FELICIANA	0	0	2	12	0	5	1	1	0	2	1	116	140
64 WINN	0	0	4	5	2	2	4	2	0	0	1	96	116
IN STATE TOTAL	1	616	1294	2051	682	639	803	398	0	197	640	46378	53699
OUT OF STATE	0	236	145	403	61	58	116	38	0	28	95	6157	7337
NO COUNTY	0	0	1	1	0	0	1	0	0	1	1	12	17
GRAND TOTAL	1	852	1440	2455	743	697	920	436	0	226	736	52547	61053

Louisiana State Board of Nursing

Report as of: January 31, 2017

ANALYSIS BY APRN AGE

Page 1 of 2

# Parish	No						Total
	Answer	Under 30	Ages 30-39	Ages 40-49	Ages 50-59	60 and Over	
1 ACADIA	0	1	15	14	6	5	41
2 ALLEN	0	0	4	4	0	2	10
3 ASCENSION	0	5	65	89	23	11	193
4 ASSUMPTION	0	1	3	2	1	0	7
5 AVOUELLES	0	0	9	11	4	2	26
6 BEAUREGARD	0	0	8	6	1	5	20
7 BIENVILLE	0	0	1	1	0	0	2
8 BOSSIER	0	2	62	54	31	24	173
9 CADDO	0	2	66	68	50	41	227
10 CALCASIEU	0	10	88	75	57	36	266
11 CALDWELL	0	1	2	5	0	1	9
12 CAMERON	0	0	1	0	0	0	1
13 CATAHOULA	0	1	4	4	2	1	12
14 CLAIBORNE	0	0	2	2	1	2	7
15 CONCORDIA	0	0	1	4	2	2	9
16 DE SOTO	0	1	6	8	3	2	20
17 EAST BATON ROUGE	0	14	176	142	80	60	472
18 EAST CARROLL	0	0	0	1	0	0	1
19 EAST FELICIANA	0	1	3	5	3	5	17
20 EVANGELINE	0	1	9	8	4	5	27
21 FRANKLIN	0	1	9	9	2	2	23
22 GRANT	0	0	4	7	6	1	18
23 IBERIA	0	0	12	18	4	6	40
24 IBERVILLE	0	0	6	9	1	1	17
25 JACKSON	0	0	6	3	2	2	13
26 JEFFERSON	0	11	134	124	98	99	466
27 JEFFERSON DAVIS	0	0	7	5	5	6	23
28 LAFAYETTE	0	5	145	115	82	41	388
29 LAFOURCHE	0	2	29	26	12	7	76
30 LA SALLE	0	0	4	2	1	0	7
31 LINCOLN	0	2	9	23	11	3	48
32 LIVINGSTON	0	6	39	44	12	10	111
33 MADISON	0	0	1	4	0	1	6
34 MOREHOUSE	0	0	5	8	1	0	14
35 NATCHITOCHE	0	1	10	6	5	5	27
36 ORLEANS	0	12	158	104	93	73	440
37 OUACHITA	0	3	64	108	84	41	300
38 PLAQUEMINES	0	0	11	8	3	3	25

Louisiana State Board of Nursing

Report as of: January 31, 2017

ANALYSIS BY APRN AGE

Page 2 of 2

# Parish	No						Total
	Answer	Under 30	Ages 30-39	Ages 40-49	Ages 50-59	60 and Over	
39 POINTE COUPEE	0	0	9	7	4	1	21
40 RAPIDES	0	2	59	65	58	37	221
41 RED RIVER	0	0	1	0	1	1	3
42 RICHLAND	0	1	11	14	5	3	34
43 SABINE	0	1	5	4	1	0	11
44 SAINT BERNARD	0	1	7	4	4	0	16
45 SAINT CHARLES	0	0	21	12	3	4	40
46 SAINT HELENA	0	0	0	2	2	0	4
47 SAINT JAMES	0	0	1	4	1	0	6
48 ST JOHN THE BAPTIST	0	1	12	10	7	4	34
49 SAINT LANDRY	0	1	27	27	13	13	81
50 SAINT MARTIN	0	0	7	11	3	0	21
51 SAINT MARY	0	1	4	6	5	1	17
52 SAINT TAMMANY	0	2	114	177	90	81	464
53 TANGIPAHOA	0	3	43	45	15	16	122
54 TENSAS	0	0	0	1	0	0	1
55 TERREBONNE	0	8	32	40	30	17	127
56 UNION	0	0	3	2	1	3	9
57 VERMILION	0	1	17	7	3	5	33
58 VERNON	0	1	6	2	0	2	11
59 WASHINGTON	0	0	7	5	0	1	13
60 WEBSTER	0	1	8	13	9	5	36
61 WEST BATON ROUGE	0	2	11	9	4	2	28
62 WEST CARROLL	0	0	1	2	1	1	5
63 WEST FELICIANA	0	0	3	3	3	4	13
64 WINN	0	0	2	2	1	1	6
IN STATE TOTAL	0	109	1589	1600	954	707	4959
OUT OF STATE	0	5	105	118	112	84	424
NO COUNTY	0	0	0	0	1	0	1
GRAND TOTAL	0	114	1694	1718	1067	791	5384

Louisiana State Board of Nursing

Report as of: January 31, 2017

ANALYSIS BY APRN GENDER

Page 1 of 2

# Parish	No			Total
	Answer	Male	Female	
1 ACADIA	0	16	25	41
2 ALLEN	0	3	7	10
3 ASCENSION	0	47	146	193
4 ASSUMPTION	0	0	7	7
5 AVOYELLES	0	6	20	26
6 BEAUREGARD	0	4	16	20
7 BIENVILLE	0	0	2	2
8 BOSSIER	0	42	131	173
9 CADDO	0	67	160	227
10 CALCASIEU	0	81	185	266
11 CALDWELL	0	1	8	9
12 CAMERON	0	0	1	1
13 CATAHOULA	0	3	9	12
14 CLAIBORNE	0	0	7	7
15 CONCORDIA	0	5	4	9
16 DE SOTO	0	3	17	20
17 EAST BATON ROUGE	0	84	388	472
18 EAST CARROLL	0	1	0	1
19 EAST FELICIANA	0	2	15	17
20 EVANGELINE	0	8	19	27
21 FRANKLIN	0	5	18	23
22 GRANT	0	3	15	18
23 IBERIA	0	16	24	40
24 IBERVILLE	0	1	16	17
25 JACKSON	0	5	8	13
26 JEFFERSON	0	82	384	466
27 JEFFERSON DAVIS	0	11	12	23
28 LAFAYETTE	0	100	288	388
29 LAFOURCHE	0	21	55	76
30 LA SALLE	0	1	6	7
31 LINCOLN	0	9	39	48
32 LIVINGSTON	0	35	76	111
33 MADISON	0	1	5	6
34 MOREHOUSE	0	1	13	14
35 NATCHITOCHES	0	5	22	27
36 ORLEANS	0	58	382	440
37 OUACHITA	0	65	235	300
38 PLAQUEMINES	0	5	20	25

Louisiana State Board of Nursing

Report as of: January 31, 2017

ANALYSIS BY APRN GENDER

Page 2 of 2

# Parish	No			Total
	Answer	Male	Female	
39 POINTE COUPEE	0	2	19	21
40 RAPIDES	0	53	168	221
41 RED RIVER	0	0	3	3
42 RICHLAND	0	3	31	34
43 SABINE	0	2	9	11
44 SAINT BERNARD	0	2	14	16
45 SAINT CHARLES	0	7	33	40
46 SAINT HELENA	0	0	4	4
47 SAINT JAMES	0	0	6	6
48 ST JOHN THE BAPTIST	0	3	31	34
49 SAINT LANDRY	0	25	56	81
50 SAINT MARTIN	0	4	17	21
51 SAINT MARY	0	6	11	17
52 SAINT TAMMANY	0	107	357	464
53 TANGIPAHOA	0	25	97	122
54 TENSAS	0	0	1	1
55 TERREBONNE	0	49	78	127
56 UNION	0	1	8	9
57 VERMILION	0	13	20	33
58 VERNON	0	0	11	11
59 WASHINGTON	0	3	10	13
60 WEBSTER	0	8	28	36
61 WEST BATON ROUGE	0	4	24	28
62 WEST CARROLL	0	0	5	5
63 WEST FELICIANA	0	5	8	13
64 WINN	0	2	4	6
IN STATE TOTAL	0	1121	3838	4959
OUT OF STATE	0	106	318	424
NO COUNTY	0	0	1	1
GRAND TOTAL	0	1227	4157	5384

Louisiana State Board of Nursing

Report as of: January 31, 2017

ANALYSIS BY APRN HIGHEST DEGREE HELD

Page 1 of 2

# Parish	No Answer	Vocational Practical	Dip Nursing	Assoc Nursing	Assoc	Bacc	Bacc	Master's Nursing	Master's	PHD	DNP	Doctoral	Doctoral	DNS	Total
					Non Nursing	Nursing	Non Nursing		Non Nursing			Degree Other	Degree Nursing Other		
1 ACADIA	0	0	0	0	0	0	0	38	2	0	1	0	0	0	41
2 ALLEN	0	0	0	0	0	0	0	10	0	0	0	0	0	0	10
3 ASCENSION	0	0	0	0	0	0	2	169	9	1	9	1	1	1	193
4 ASSUMPTION	0	0	0	0	0	2	0	5	0	0	0	0	0	0	7
5 AVOYELLES	0	0	0	0	0	0	1	23	2	0	0	0	0	0	26
6 BEAUREGARD	0	0	0	0	0	0	0	20	0	0	0	0	0	0	20
7 BIENVILLE	0	0	0	0	0	0	0	1	0	0	1	0	0	0	2
8 BOSSIER	0	0	2	2	0	5	0	139	16	1	8	0	0	0	173
9 CADDO	0	0	1	4	0	8	1	178	20	2	11	1	0	1	227
10 CALCASIEU	0	0	1	0	0	5	1	233	14	2	10	0	0	0	266
11 CALDWELL	0	0	0	0	0	0	0	7	1	0	1	0	0	0	9
12 CAMERON	0	0	0	0	0	0	0	1	0	0	0	0	0	0	1
13 CATAHOULA	0	0	0	1	0	0	0	11	0	0	0	0	0	0	12
14 CLAIBORNE	0	0	0	0	0	0	0	6	0	0	1	0	0	0	7
15 CONCORDIA	0	0	0	1	0	0	0	7	1	0	0	0	0	0	9
16 DE SOTO	0	0	0	0	0	0	0	15	2	0	3	0	0	0	20
17 EAST BATON ROUGE	0	0	1	1	0	6	3	405	15	3	30	5	0	3	472
18 EAST CARROLL	0	0	0	0	0	0	0	1	0	0	0	0	0	0	1
19 EAST FELICIANA	0	0	0	1	0	0	0	16	0	0	0	0	0	0	17
20 EVANGELINE	0	0	0	2	0	1	1	21	1	0	0	1	0	0	27
21 FRANKLIN	0	0	0	0	0	0	0	23	0	0	0	0	0	0	23
22 GRANT	0	0	0	0	0	0	0	15	2	0	0	0	0	1	18
23 IBERIA	0	0	0	0	0	1	2	36	0	0	1	0	0	0	40
24 IBERVILLE	0	0	0	0	0	0	1	13	0	0	3	0	0	0	17
25 JACKSON	0	0	0	0	0	0	0	10	1	0	1	1	0	0	13
26 JEFFERSON	0	0	13	3	0	11	5	357	31	4	32	5	1	3	465
27 JEFFERSON DAVIS	0	0	0	0	0	0	1	16	2	0	3	1	0	0	23
28 LAFAYETTE	0	0	4	1	1	9	1	328	20	0	20	3	0	1	388
29 LAFOURCHE	0	0	1	0	0	0	1	66	4	0	2	0	0	2	76
30 LA SALLE	0	0	0	0	0	0	0	6	0	0	1	0	0	0	7
31 LINCOLN	0	0	0	0	0	1	0	36	7	0	4	0	0	0	48
32 LIVINGSTON	0	0	0	2	0	1	0	98	5	0	5	0	0	0	111
33 MADISON	0	0	0	0	0	0	0	5	0	0	1	0	0	0	6
34 MOREHOUSE	0	0	0	0	0	0	0	14	0	0	0	0	0	0	14
35 NATCHITOCHE	0	0	0	0	0	0	0	20	1	0	5	0	0	1	27
36 ORLEANS	0	0	4	0	0	6	2	349	19	8	41	6	0	5	440

Louisiana State Board of Nursing

Report as of: January 31, 2017

ANALYSIS BY APRN HIGHEST DEGREE HELD

Page 2 of 2

# Parish	No Answer	Vocational Practical	Dip Nursing	Assoc Nursing	Assoc	Bacc	Bacc	Master's Nursing	Master's	PHD	DNP	Doctoral	Doctoral	DNS	Total
					Non Nursing	Nursing	Non Nursing		Non Nursing			Degree Other	Degree Nursing		
37 OUACHITA	0	0	1	3	0	7	1	251	17	1	11	6	1	1	300
38 PLAQUEMINES	0	0	0	0	0	0	0	22	2	0	0	0	0	1	25
39 POINTE COUPEE	0	0	0	0	0	1	0	19	1	0	0	0	0	0	21
40 RAPIDES	0	0	1	0	1	5	0	190	16	0	8	0	0	0	221
41 RED RIVER	0	0	0	0	0	0	0	3	0	0	0	0	0	0	3
42 RICHLAND	0	0	0	0	0	0	0	33	1	0	0	0	0	0	34
43 SABINE	0	0	0	0	0	0	0	10	0	0	1	0	0	0	11
44 SAINT BERNARD	0	0	0	0	0	0	0	14	0	0	1	0	0	1	16
45 SAINT CHARLES	0	0	1	0	0	0	0	35	1	0	2	0	0	1	40
46 SAINT HELENA	0	0	0	0	0	0	0	3	0	0	1	0	0	0	4
47 SAINT JAMES	0	0	0	0	0	0	1	4	0	0	1	0	0	0	6
48 ST JOHN THE BAPTIST	0	0	1	0	0	0	0	33	0	0	0	0	0	0	34
49 SAINT LANDRY	0	0	1	2	0	3	0	69	0	1	5	0	0	0	81
50 SAINT MARTIN	0	0	0	0	0	0	0	18	2	1	0	0	0	0	21
51 SAINT MARY	0	0	0	1	0	0	0	16	0	0	0	0	0	0	17
52 SAINT TAMMANY	0	0	12	1	0	11	5	361	33	2	31	4	1	3	464
53 TANGIPAHOA	0	0	1	0	0	5	0	107	3	0	5	0	0	1	122
54 TENSAS	0	0	0	0	0	0	0	1	0	0	0	0	0	0	1
55 TERREBONNE	0	0	1	5	0	1	1	106	10	0	3	0	0	0	127
56 UNION	0	0	0	0	0	1	0	7	0	0	1	0	0	0	9
57 VERMILION	0	0	1	0	0	2	0	25	3	1	1	0	0	0	33
58 VERNON	0	0	0	0	0	0	0	9	1	0	1	0	0	0	11
59 WASHINGTON	0	0	0	0	0	0	0	11	0	0	2	0	0	0	13
60 WEBSTER	0	0	0	0	0	0	0	35	1	0	0	0	0	0	36
61 WEST BATON ROUGE	0	0	1	0	0	0	0	23	2	0	2	0	0	0	28
62 WEST CARROLL	0	0	0	0	0	0	0	5	0	0	0	0	0	0	5
63 WEST FELICIANA	0	0	0	0	0	2	0	9	0	0	1	1	0	0	13
64 WINN	0	0	0	1	0	0	0	5	0	0	0	0	0	0	6
IN STATE TOTAL	0	0	48	31	2	94	30	4122	268	27	271	35	4	26	4958
OUT OF STATE	0	0	5	4	0	12	7	298	24	15	50	5	3	1	424
NO COUNTY	0	0	0	0	0	0	0	1	0	0	0	0	0	0	1
GRAND TOTAL	0	0	53	35	2	106	37	4421	292	42	321	40	7	27	5383

Louisiana State Board of Nursing

Report as of: January 31, 2017

ANALYSIS BY APRN EMPLOYMENT STATUS

Page 1 of 2

# Parish	Full Time	Part Time	Per Diem	Full Time Other	Part Time Other	Per Diem Other	Volunteer	Unemployed Seeking	Unemployed Not Seeking	Retired	Total
1 ACADIA	36	4	0	0	0	0	0	0	1	0	41
2 ALLEN	9	1	0	0	0	0	0	0	0	0	10
3 ASCENSION	176	12	5	0	0	0	0	1	1	0	195
4 ASSUMPTION	7	0	0	0	0	0	0	0	0	0	7
5 AVOYELLES	26	0	1	0	0	0	0	0	0	0	27
6 BEAUREGARD	17	1	2	0	0	0	0	0	0	0	20
7 BIENVILLE	1	1	0	0	0	0	0	0	0	0	2
8 BOSSIER	156	14	1	0	1	0	0	1	0	0	173
9 CADDO	205	14	2	2	0	0	0	5	1	0	229
10 CALCASIEU	239	12	6	2	1	0	2	2	3	1	268
11 CALDWELL	9	0	0	0	0	0	0	0	0	0	9
12 CAMERON	1	0	0	0	0	0	0	0	0	0	1
13 CATAHOULA	12	0	0	0	0	0	0	0	0	0	12
14 CLAIBORNE	5	2	0	0	0	0	0	0	0	0	7
15 CONCORDIA	9	0	0	0	0	0	0	0	0	0	9
16 DE SOTO	19	1	0	0	0	0	0	0	0	0	20
17 EAST BATON ROUGE	405	47	11	3	0	0	2	9	2	2	481
18 EAST CARROLL	1	0	0	0	0	0	0	0	0	0	1
19 EAST FELICIANA	10	5	1	0	0	0	0	1	0	0	17
20 EVANGELINE	27	0	0	1	0	0	0	0	0	0	28
21 FRANKLIN	22	1	0	0	0	0	0	0	0	0	23
22 GRANT	17	1	1	0	0	0	0	0	0	0	19
23 IBERIA	38	0	1	0	0	0	0	0	1	0	40
24 IBERVILLE	16	0	0	0	0	0	0	1	0	0	17
25 JACKSON	13	0	0	0	0	0	0	0	0	0	13
26 JEFFERSON	389	38	23	0	0	0	1	12	4	2	469
27 JEFFERSON DAVIS	19	1	0	1	0	0	0	2	0	0	23
28 LAFAYETTE	339	32	19	1	0	0	0	2	3	0	396
29 LAFOURCHE	69	6	1	1	0	0	0	0	0	0	77
30 LA SALLE	4	3	0	1	0	0	0	0	0	0	8
31 LINCOLN	40	3	3	0	0	0	0	0	1	1	48
32 LIVINGSTON	103	4	3	0	1	0	0	1	0	0	112
33 MADISON	4	2	0	0	0	0	0	0	0	0	6
34 MOREHOUSE	12	3	1	0	0	0	0	0	0	0	16
35 NATCHITOCHE	24	0	2	0	0	0	1	0	0	0	27
36 ORLEANS	378	29	23	2	0	1	2	5	5	2	447
37 OUACHITA	261	30	6	0	1	0	2	3	1	0	304

Louisiana State Board of Nursing

Report as of: January 31, 2017

ANALYSIS BY APRN EMPLOYMENT STATUS

Page 2 of 2

# Parish	Full			Part			Per			Unemployed Seeking	Unemployed Not Seeking	Retired	Total
	Time	Time	Diem	Time	Time	Diem	Time	Time	Diem				
38 PLAQUEMINES	20	1	2	1	0	0	0	0	2	0	0	26	
39 POINTE COUPEE	18	3	0	0	0	0	0	0	0	0	0	21	
40 RAPIDES	201	11	4	0	0	0	1	1	1	2	3	223	
41 RED RIVER	2	0	0	0	0	0	0	0	0	0	1	3	
42 RICHLAND	30	3	1	0	0	0	0	0	0	0	0	34	
43 SABINE	11	0	0	0	0	0	0	0	0	0	0	11	
44 SAINT BERNARD	15	0	0	0	0	0	0	0	0	1	0	16	
45 SAINT CHARLES	36	2	3	0	0	0	0	0	0	0	0	41	
46 SAINT HELENA	3	1	0	0	0	0	0	0	0	0	0	4	
47 SAINT JAMES	6	0	0	0	0	0	0	0	0	0	0	6	
48 ST JOHN THE BAPTIST	31	3	0	0	0	0	0	1	0	0	0	35	
49 SAINT LANDRY	73	4	1	0	0	0	0	2	0	0	1	81	
50 SAINT MARTIN	20	0	1	0	0	0	0	0	0	0	0	21	
51 SAINT MARY	17	0	0	0	0	0	0	0	0	0	0	17	
52 SAINT TAMMANY	390	48	19	2	0	0	1	3	4	2	469		
53 TANGIPAHOA	110	11	2	1	0	0	0	0	1	0	125		
54 TENSAS	1	0	0	0	0	0	0	0	0	0	0	1	
55 TERREBONNE	116	11	1	0	0	0	0	0	1	0	129		
56 UNION	7	1	1	0	0	0	0	0	0	0	0	9	
57 VERMILION	32	0	0	1	0	0	0	1	0	0	0	34	
58 VERNON	10	1	0	0	0	0	0	0	0	0	0	11	
59 WASHINGTON	12	0	1	0	0	0	0	0	1	0	0	14	
60 WEBSTER	32	5	0	0	0	0	0	0	0	0	0	37	
61 WEST BATON ROUGE	26	2	0	0	0	0	0	0	0	0	0	28	
62 WEST CARROLL	5	0	0	0	0	0	0	0	0	0	0	5	
63 WEST FELICIANA	9	3	1	1	0	0	0	0	0	0	0	14	
64 WINN	6	0	1	0	0	0	0	0	0	0	0	7	
IN STATE TOTAL	4357	377	150	20	4	1	12	55	33	15	5024		
OUT OF STATE	377	26	14	4	0	0	1	1	6	1	430		
NO COUNTY	1	0	0	0	0	0	0	0	0	0	1		
GRAND TOTAL	4735	403	164	24	4	1	13	56	39	16	5455		

Louisiana State Board of Nursing

Report as of: January 31, 2017

ANALYSIS BY APRN UNEMPLOYMENT REASON

Page 1 of 2

# Parish	No Answer	Taking care of home or family	Disabled	Inadequate Salary	School	Difficulty in Finding a Nursing Position	Other	Total
1 ACADIA	0	0	0	0	0	0	1	1
2 ALLEN	0	0	0	0	0	0	0	0
3 ASCENSION	0	2	0	0	0	0	0	2
4 ASSUMPTION	0	0	0	0	0	0	0	0
5 AVOUELLES	0	0	0	0	0	0	0	0
6 BEAUREGARD	0	0	0	0	0	0	0	0
7 BIENVILLE	0	0	0	0	0	0	0	0
8 BOSSIER	0	0	0	0	0	1	0	1
9 CADDO	0	4	0	0	0	0	2	6
10 CALCASIEU	0	3	1	0	0	1	0	5
11 CALDWELL	0	0	0	0	0	0	0	0
12 CAMERON	0	0	0	0	0	0	0	0
13 CATAHOULA	0	0	0	0	0	0	0	0
14 CLAIBORNE	0	0	0	0	0	0	0	0
15 CONCORDIA	0	0	0	0	0	0	0	0
16 DE SOTO	0	0	0	0	0	0	0	0
17 EAST BATON ROUGE	0	5	0	0	0	3	3	11
18 EAST CARROLL	0	0	0	0	0	0	0	0
19 EAST FELICIANA	0	0	0	0	1	0	0	1
20 EVANGELINE	0	0	0	0	0	0	0	0
21 FRANKLIN	0	0	0	0	0	0	0	0
22 GRANT	0	0	0	0	0	0	0	0
23 IBERIA	0	0	0	0	0	0	1	1
24 IBERVILLE	0	1	0	0	0	0	0	1
25 JACKSON	0	0	0	0	0	0	0	0
26 JEFFERSON	0	6	2	0	1	3	4	16
27 JEFFERSON DAVIS	0	0	0	0	1	1	0	2
28 LAFAYETTE	0	2	0	0	0	1	2	5
29 LAFOURCHE	0	0	0	0	0	0	0	0
30 LA SALLE	0	0	0	0	0	0	0	0
31 LINCOLN	0	1	0	0	0	0	0	1
32 LIVINGSTON	0	1	0	0	0	0	0	1
33 MADISON	0	0	0	0	0	0	0	0
34 MOREHOUSE	0	0	0	0	0	0	0	0
35 NATCHITOCHE	0	0	0	0	0	0	0	0
36 ORLEANS	0	6	0	0	1	1	2	10
37 OUACHITA	0	1	0	0	0	2	1	4
38 PLAQUEMINES	0	0	0	0	1	0	1	2

Louisiana State Board of Nursing

Report as of: January 31, 2017

ANALYSIS BY APRN UNEMPLOYMENT REASON

Page 2 of 2

# Parish	No Answer	Taking care of home or family	Disabled	Inadequate Salary	School	Difficulty in Finding a Nursing Position	Other	Total
39 POINTE COUPEE	0	0	0	0	0	0	0	0
40 RAPIDES	0	2	1	0	0	0	0	3
41 RED RIVER	0	0	0	0	0	0	0	0
42 RICHLAND	0	0	0	0	0	0	0	0
43 SABINE	0	0	0	0	0	0	0	0
44 SAINT BERNARD	0	1	0	0	0	0	0	1
45 SAINT CHARLES	0	0	0	0	0	0	0	0
46 SAINT HELENA	0	0	0	0	0	0	0	0
47 SAINT JAMES	0	0	0	0	0	0	0	0
48 ST JOHN THE BAPTIST	0	1	0	0	0	0	0	1
49 SAINT LANDRY	0	1	0	0	0	0	1	2
50 SAINT MARTIN	0	0	0	0	0	0	0	0
51 SAINT MARY	0	0	0	0	0	0	0	0
52 SAINT TAMMANY	0	2	0	0	1	2	2	7
53 TANGIPAHOA	0	1	0	0	0	0	0	1
54 TENSAS	0	0	0	0	0	0	0	0
55 TERREBONNE	0	1	0	0	0	0	0	1
56 UNION	0	0	0	0	0	0	0	0
57 VERMILION	0	1	0	0	0	0	0	1
58 VERNON	0	0	0	0	0	0	0	0
59 WASHINGTON	0	1	0	0	0	0	0	1
60 WEBSTER	0	0	0	0	0	0	0	0
61 WEST BATON ROUGE	0	0	0	0	0	0	0	0
62 WEST CARROLL	0	0	0	0	0	0	0	0
63 WEST FELICIANA	0	0	0	0	0	0	0	0
64 WINN	0	0	0	0	0	0	0	0
IN STATE TOTAL	0	43	4	0	6	15	20	88
OUT OF STATE	0	6	0	0	1	0	0	7
NO COUNTY	0	0	0	0	0	0	0	0
GRAND TOTAL	0	49	4	0	7	15	20	95

Louisiana State Board of Nursing

Report as of: January 31, 2017

ANALYSIS BY APRN PRIMARY SETTING

Page 1 of 2

# Parish	No Answer	Acad Set	Ambu Care	Comm Hlth	Corr Fac	Home Hlth	Hosp	Ins Ben	Ext Care	Occ Hlth	Other	Reg Agency	Pub Hlth	Sch Hlth	Ass Living	Total
1 ACADIA	0	2	5	3	0	0	16	0	4	0	10	0	0	0	0	40
2 ALLEN	0	0	3	1	0	0	2	0	0	0	3	0	0	1	0	10
3 ASCENSION	0	8	61	0	3	3	74	0	3	7	29	0	2	1	0	191
4 ASSUMPTION	0	0	2	0	0	0	3	0	0	0	2	0	0	0	0	7
5 AVOYELLES	0	0	7	2	0	0	8	0	1	1	7	0	0	0	0	26
6 BEAUREGARD	0	0	10	1	1	0	4	0	1	0	2	0	1	0	0	20
7 BIENVILLE	0	0	1	0	0	0	0	0	0	0	0	0	0	1	0	2
8 BOSSIER	0	10	46	3	1	1	75	0	8	1	24	0	2	0	0	171
9 CADDO	0	12	54	6	0	4	103	0	9	1	30	0	1	0	0	220
10 CALCASIEU	0	7	76	5	0	2	101	0	2	10	50	0	1	2	0	256
11 CALDWELL	0	0	4	0	0	0	2	0	0	0	3	0	0	0	0	9
12 CAMERON	0	0	1	0	0	0	0	0	0	0	0	0	0	0	0	1
13 CATAHOULA	0	0	4	0	2	0	4	0	1	0	1	0	0	0	0	12
14 CLAIBORNE	0	1	2	0	0	0	2	0	2	0	0	0	0	0	0	7
15 CONCORDIA	0	0	0	2	0	0	4	0	0	0	3	0	0	0	0	9
16 DE SOTO	0	1	5	0	0	0	8	0	1	0	4	0	0	1	0	20
17 EAST BATON ROUGE	0	17	122	33	3	6	176	2	7	8	62	1	10	9	0	456
18 EAST CARROLL	0	0	0	0	0	0	0	0	0	0	1	0	0	0	0	1
19 EAST FELICIANA	0	0	4	3	0	0	3	0	1	0	3	0	1	1	0	16
20 EVANGELINE	0	1	6	3	1	0	8	0	0	0	8	0	0	0	0	27
21 FRANKLIN	0	0	10	1	0	0	4	0	0	0	6	0	2	0	0	23
22 GRANT	0	0	3	3	0	0	9	0	0	0	1	0	0	2	0	18
23 IBERIA	0	1	6	2	0	1	16	0	3	0	10	0	0	0	0	39
24 IBERVILLE	0	0	4	3	1	0	5	0	0	1	1	0	1	0	0	16
25 JACKSON	0	0	5	0	0	0	8	0	0	0	0	0	0	0	0	13
26 JEFFERSON	0	21	117	23	1	8	208	5	5	2	50	0	1	5	1	447
27 JEFFERSON DAVIS	0	0	3	0	1	0	7	0	0	0	8	0	0	1	0	20
28 LAFAYETTE	0	22	86	13	0	3	175	0	10	0	67	0	4	3	0	383
29 LAFOURCHE	0	6	24	1	0	1	27	0	0	0	16	0	1	0	0	76
30 LA SALLE	0	0	0	4	0	0	1	0	0	0	2	0	0	0	0	7
31 LINCOLN	0	2	17	1	0	1	13	1	1	0	9	0	0	1	0	46
32 LIVINGSTON	0	6	32	6	0	1	46	0	3	5	8	1	0	2	0	110
33 MADISON	0	0	1	0	0	0	0	0	1	0	4	0	0	0	0	6
34 MOREHOUSE	0	1	3	0	0	1	3	0	2	0	3	0	1	0	0	14
35 NATCHITOCHE	0	1	5	1	1	0	12	0	0	0	5	0	0	1	0	26
36 ORLEANS	0	31	115	40	3	4	194	0	1	5	26	0	1	7	0	427
37 OUACHITA	0	6	69	26	3	4	101	1	8	2	66	0	3	5	0	294
38 PLAQUEMINES	0	1	5	0	0	0	13	1	1	0	0	0	0	2	0	23

Louisiana State Board of Nursing

Report as of: January 31, 2017

ANALYSIS BY APRN PRIMARY SETTING

Page 2 of 2

# Parish	No Answer	Acad Set	Ambu Care	Comm Hlth	Corr Fac	Home Hlth	Hosp	Ins Ben	Ext Care	Occ Hlth	Other	Reg Agency	Pub Hlth	Sch Hlth	Ass Living	Total
39 POINTE COUPEE	0	0	8	1	0	0	6	0	1	0	4	0	0	1	0	21
40 RAPIDES	0	7	52	11	9	3	83	0	2	1	37	0	3	6	0	214
41 RED RIVER	0	0	1	0	0	0	0	0	0	0	1	0	0	0	0	2
42 RICHLAND	0	0	12	5	0	0	4	0	1	0	8	0	0	4	0	34
43 SABINE	0	0	5	0	0	0	5	0	0	0	1	0	0	0	0	11
44 SAINT BERNARD	0	1	1	2	0	0	4	0	0	0	6	0	0	1	0	15
45 SAINT CHARLES	0	1	8	1	0	3	17	0	0	0	5	0	1	4	0	40
46 SAINT HELENA	0	0	1	1	0	0	1	0	0	0	1	0	0	0	0	4
47 SAINT JAMES	0	1	5	0	0	0	0	0	0	0	0	0	0	0	0	6
48 ST JOHN THE BAPTIST	0	1	5	2	0	1	15	1	2	2	2	0	1	1	0	33
49 SAINT LANDRY	0	4	24	7	1	1	25	0	3	0	11	1	0	1	0	78
50 SAINT MARTIN	0	1	3	2	1	0	4	0	0	0	9	0	1	0	0	21
51 SAINT MARY	0	0	4	2	0	0	6	0	0	0	4	0	0	1	0	17
52 SAINT TAMMANY	0	15	99	10	1	8	229	2	8	8	65	0	2	4	2	453
53 TANGIPAHOA	0	4	35	2	0	1	47	0	1	0	26	0	2	3	0	121
54 TENSAS	0	0	0	0	0	0	0	0	0	0	1	0	0	0	0	1
55 TERREBONNE	0	7	41	5	0	0	52	0	0	3	17	0	0	1	0	126
56 UNION	0	1	2	1	0	0	1	0	0	0	4	0	0	0	0	9
57 VERMILION	0	0	12	0	0	0	15	0	1	0	4	0	0	0	0	32
58 VERNON	0	0	4	0	0	1	0	0	1	1	4	0	0	0	0	11
59 WASHINGTON	0	0	2	0	0	0	8	0	0	0	2	0	0	0	0	12
60 WEBSTER	0	0	9	1	0	1	11	0	3	0	10	0	1	0	0	36
61 WEST BATON ROUGE	0	0	7	4	0	1	10	0	0	0	6	0	0	0	0	28
62 WEST CARROLL	0	1	2	0	0	0	0	0	0	0	2	0	0	0	0	5
63 WEST FELICIANA	0	0	6	0	1	0	2	0	0	1	3	0	0	0	0	13
64 WINN	0	0	2	1	1	0	2	0	0	0	0	0	0	0	0	6
IN STATE TOTAL	0	201	1268	244	35	60	1982	13	98	59	757	3	43	72	3	4838
OUT OF STATE	0	56	69	17	5	8	172	0	9	11	56	1	6	4	0	414
NO COUNTY	0	0	1	0	0	0	0	0	0	0	0	0	0	0	0	1
GRAND TOTAL	0	257	1338	261	40	68	2154	13	107	70	813	4	49	76	3	5253

Louisiana State Board of Nursing

Report as of: January 31, 2017

ANALYSIS BY APRN PRIMARY SPECIALTY

Page 1 of 2

# Parish	No Acute Adult			Comm	Card	Trauma	Gen	Ger	Home	IT	Mat		Occu	Pall	Ped	Prim	Psych			Sch	Wom		Total										
	Answer	Care	Hlth								Anesth	Gen					Hlth	Chi	Med		Hlth	Ortho		Mtl	Pub	Rad	Rehab	Hlth	Urol	Hlth	Other		
1 ACADIA	0	1	7	12	0	3	2	0	3	0	0	1	0	0	1	0	3	3	0	0	0	0	0	0	0	2	1	40					
2 ALLEN	0	0	5	2	0	0	1	0	0	0	0	0	0	0	0	0	0	0	0	0	0	0	0	0	0	0	0	10					
3 ASCENSION	0	10	38	49	0	2	14	0	2	0	0	2	1	2	1	6	2	3	0	8	2	18	8	0	0	1	2	1	191				
4 ASSUMPTION	0	0	3	1	0	1	0	0	0	0	0	0	0	1	0	0	0	0	0	0	0	1	0	0	0	0	0	7					
5 AVOYELLES	0	1	4	4	0	2	1	0	1	0	0	0	0	0	0	1	0	0	0	3	1	6	0	0	0	0	1	1	26				
6 BEAUREGARD	0	0	10	2	0	0	2	0	1	0	0	0	0	0	0	0	0	0	0	1	0	1	2	0	0	0	1	0	20				
7 BIENVILLE	0	0	0	0	0	0	0	0	0	0	0	0	0	0	0	0	0	0	0	1	0	1	0	0	0	0	0	2					
8 BOSSIER	0	3	17	55	0	9	2	0	8	0	0	0	2	4	5	3	0	1	2	0	15	1	11	2	2	0	1	0	171				
9 CADDO	0	3	22	74	1	5	6	0	9	2	0	0	2	2	10	3	5	0	3	4	0	11	1	20	8	0	0	2	0	220			
10 CALCASIEU	0	6	52	57	0	15	16	0	2	1	0	0	2	3	11	2	8	10	4	8	0	8	0	14	15	0	0	7	14	256			
11 CALDWELL	0	0	3	1	0	0	1	0	0	0	0	0	0	0	0	0	0	0	0	0	0	0	4	0	0	0	0	0	9				
12 CAMERON	0	0	0	0	0	1	0	0	0	0	0	0	0	0	0	0	0	0	0	0	0	0	0	0	0	0	0	0	1				
13 CATAHOULA	0	0	4	1	0	0	0	0	1	0	0	0	1	0	1	0	0	0	0	0	0	0	3	0	0	0	0	0	1	12			
14 CLAIBORNE	0	0	1	1	0	0	1	0	2	0	0	0	0	1	0	0	0	0	0	0	1	0	0	0	0	0	0	0	7				
15 CONCORDIA	0	0	2	4	0	0	0	0	0	0	0	0	1	0	0	0	0	0	0	0	0	0	1	0	0	0	0	1	0	9			
16 DE SOTO	0	1	3	4	0	1	1	0	1	0	0	0	0	1	0	0	0	1	1	0	1	0	2	1	0	0	0	1	1	20			
17 EAST BATON ROUGE	0	13	98	108	3	13	23	0	9	0	0	0	5	5	13	7	2	5	6	9	3	33	1	37	18	5	0	3	3	1	7	26	456
18 EAST CARROLL	0	0	1	0	0	0	0	0	0	0	0	0	0	0	0	0	0	0	0	0	0	0	0	0	0	0	0	0	0	1			
19 EAST FELICIANA	0	0	6	2	1	0	0	0	1	0	0	0	0	0	0	0	0	0	0	0	0	0	4	0	0	0	0	1	0	0	1	16	
20 EVANGELINE	0	0	9	9	0	0	0	0	0	0	0	0	0	0	0	0	0	1	0	0	3	0	2	1	0	0	0	0	1	0	1	27	
21 FRANKLIN	0	1	8	2	0	1	0	0	0	0	0	0	0	0	0	0	0	0	0	0	2	0	4	0	1	0	0	0	1	3	23		
22 GRANT	0	0	6	3	0	2	0	0	0	0	0	0	0	0	2	0	0	0	0	0	1	0	3	0	0	0	0	0	0	1	18		
23 IBERIA	0	1	11	9	0	1	1	0	1	0	0	0	1	2	0	0	0	1	0	0	1	2	2	4	0	0	0	0	2	39			
24 IBERVILLE	0	2	4	2	0	0	2	0	0	0	0	0	0	0	0	0	1	1	0	0	1	0	1	1	0	0	0	1	0	16			
25 JACKSON	0	0	1	3	0	0	0	0	0	0	0	0	0	0	0	0	0	0	1	1	1	0	4	2	0	0	0	0	0	0	13		
26 JEFFERSON	0	12	57	161	8	8	11	1	13	3	0	0	6	10	16	8	10	3	5	6	6	17	2	36	11	2	2	2	1	1	6	23	447
27 JEFFERSON DAVIS	0	0	8	3	1	0	2	0	0	0	0	0	1	0	0	0	0	0	0	0	1	0	3	0	0	0	0	0	1	0	20		
28 LAFAYETTE	0	13	54	101	1	19	17	0	9	2	0	0	3	7	10	7	4	0	9	7	3	21	1	21	25	0	1	1	2	1	14	30	383
29 LAFOURCHE	0	3	16	19	2	2	4	0	0	1	0	0	1	1	0	0	0	0	1	0	6	0	9	2	1	0	0	0	4	4	76		
30 LA SALLE	0	0	3	0	0	0	0	0	1	0	0	0	0	1	0	0	0	0	0	0	1	0	1	0	0	0	0	0	0	0	7		
31 LINCOLN	0	1	12	9	2	1	0	0	2	0	0	0	1	2	1	0	0	0	0	0	5	0	5	0	0	0	0	0	0	5	46		
32 LIVINGSTON	0	2	28	18	0	4	7	0	2	0	0	0	3	2	2	0	0	5	1	1	2	3	0	13	4	0	0	2	2	1	3	5	110
33 MADISON	0	0	4	0	0	0	0	0	1	0	0	0	0	0	0	0	0	0	0	0	0	0	0	0	0	0	0	1	0	0	6		
34 MOREHOUSE	0	0	5	0	0	0	0	0	1	0	0	0	0	0	0	0	0	0	0	0	1	0	4	0	0	0	0	0	1	2	14		
35 NATCHITOCHE	0	1	5	7	0	0	4	0	0	0	0	0	0	0	0	0	0	1	0	0	2	0	2	1	0	0	0	0	1	2	26		
36 ORLEANS	0	7	63	137	6	11	17	0	7	3	0	0	15	5	12	2	1	5	9	7	1	17	2	32	16	2	0	1	3	3	8	35	427
37 OUACHITA	0	15	74	59	0	8	6	0	9	0	0	1	3	3	9	2	3	2	2	2	1	14	0	33	10	0	0	0	4	1	12	21	294
38 PLAQUEMINES	0	0	3	9	0	0	0	0	0	0	0	0	0	1	2	0	1	0	1	0	0	1	0	3	0	0	0	0	0	1	1	23	
39 POINTE COUPEE	0	0	4	8	0	2	0	0	1	0	0	0	0	0	0	0	0	0	0	1	1	0	2	0	0	0	0	0	1	1	21		
40 RAPIDES	0	5	35	48	1	10	11	0	5	1	0	0	1	5	9	2	2	0	1	4	2	18	3	20	8	0	0	1	2	1	5	14	214
41 RED RIVER	0	0	0	0	0	0	0	0	0	0	0	0	0	0	0	0	0	0	1	0	0	0	1	0	0	0	0	0	0	0	0	2	
42 RICHLAND	0	1	14	1	0	1	0	0	1	0	0	0	0	1	0	0	0	0	0	0	0	1	0	7	1	0	0	0	0	1	2	3	34
43 SABINE	0	0	4	3	0	0	2	0	0	0	0	0	0	0	0	0	0	0	0	0	1	0	1	0	0	0	0	0	0	0	0	11	
44 SAINT BERNARD	0	0	2	3	0	1	0	0	0	0	0	0	0	0	0	1	0	0	0	0	2	0	3	0	0	0	0	1	0	1	1	15	
45 SAINT CHARLES	0	0	7	13	0	0	1	0	1	0	0	0	0	0	3	0	1	0	1	0	1	2	0	3	0	1	0	0	3	0	3	40	
46 SAINT HELENA	0	0	3	0	0	0	0	0	0	0	0	0	0	1	0	0	0	0	0	0	0	0	0	0	0	0	0	0	0	0	0	4	

Louisiana State Board of Nursing

Report as of: January 31, 2017

ANALYSIS BY APRN PRIMARY SPECIALTY

Page 2 of 2

# Parish	No Acute Adult		Anesth	Comm	Card	Trauma	Gen	Ger	Home	IT	Mat		Occu	Pall	Ped	Prim	Psych			Sch	Wom	Total												
	Answer	Care									Hlth	Chi					Med	Hlth	Inform				IT	Care	Surg	Neo	Neph	Neur	Hlth	Oncol	Ortho	Care	Neo	Perio
47 SAINT JAMES	0	0	4	0	0	0	0	0	0	0	0	0	0	0	0	0	0	0	0	0	0	0	0	0	1	0	0	0	0	1	0	6		
48 ST JOHN THE BAPTIST	0	0	6	5	1	2	0	0	2	0	0	0	1	0	1	0	0	2	0	0	1	1	0	4	2	0	0	0	1	0	1	3	33	
49 SAINT LANDRY	0	1	23	14	1	4	3	0	4	0	0	0	1	0	0	0	2	0	2	0	1	1	0	9	3	0	0	0	1	0	3	5	78	
50 SAINT MARTIN	0	0	5	3	0	0	0	0	1	0	0	0	0	0	1	2	1	0	1	1	0	0	3	1	1	0	0	0	0	0	1	21		
51 SAINT MARY	0	0	2	4	0	1	1	0	0	0	0	0	0	0	0	0	0	0	0	1	0	2	0	2	1	0	0	0	1	0	2	0	17	
52 SAINT TAMMANY	0	20	65	151	0	8	19	0	14	1	1	0	2	10	22	2	9	4	4	5	3	25	2	32	11	1	0	2	1	2	9	28	453	
53 TANGIPAHOA	0	3	37	24	1	3	5	0	1	0	0	1	1	1	3	0	2	0	0	0	0	11	0	9	1	0	0	2	0	2	10	4	121	
54 TENSAS	0	0	0	0	0	0	0	0	0	0	0	0	0	0	0	0	0	0	0	0	0	1	0	0	0	0	0	0	0	0	0	0	1	9
55 TERREBONNE	0	4	26	38	0	7	6	0	1	0	1	0	0	2	3	0	3	1	1	1	0	4	0	11	4	0	0	0	0	0	0	6	7	126
56 UNION	0	0	2	1	0	0	0	0	0	0	0	0	1	0	1	0	0	0	0	0	0	2	0	0	1	0	0	0	0	0	0	1	9	
57 VERMILION	0	1	7	12	0	3	2	0	1	0	0	0	0	0	0	0	0	0	2	0	0	0	4	0	0	0	0	0	0	0	0	0	32	
58 VERNON	0	0	5	0	0	0	0	0	1	0	0	0	0	0	0	0	0	1	0	0	0	1	0	1	2	0	0	0	0	0	0	0	11	
59 WASHINGTON	0	2	2	3	0	0	1	0	0	0	0	0	0	0	0	0	0	0	0	0	0	1	0	1	1	0	0	0	0	1	0	12		
60 WEBSTER	0	1	7	6	0	1	3	0	2	1	0	0	0	0	0	0	0	0	1	1	0	3	0	4	0	1	0	0	0	0	2	3	36	
61 WEST BATON ROUGE	0	1	8	6	1	1	1	0	0	1	0	0	0	0	0	0	0	2	1	0	1	0	4	0	0	0	0	0	0	0	0	1	28	
62 WEST CARROLL	0	0	2	0	0	0	0	0	0	0	0	0	1	0	1	0	0	0	0	0	1	0	0	0	0	0	0	0	0	0	0	0	5	
63 WEST FELICIANA	0	0	5	3	0	0	1	0	0	0	0	0	0	0	0	0	1	0	0	0	1	0	2	0	0	0	0	0	0	0	0	0	13	
64 WINN	0	0	2	3	0	0	0	0	0	0	0	0	0	0	0	0	0	0	0	0	0	0	1	0	0	0	0	0	0	0	0	0	6	
IN STATE TOTAL	0	135	924	1277	30	153	197	1	121	16	2	2	52	70	142	46	59	47	65	66	26	260	18	430	170	18	3	18	30	18	145	297	4838	
OUT OF STATE	0	22	77	133	3	3	18	0	14	1	0	0	5	3	21	2	1	9	1	2	1	17	0	28	20	2	0	0	1	0	11	19	414	
NO COUNTY	0	0	0	0	0	0	0	0	0	0	0	0	0	0	0	0	0	0	1	0	0	0	0	0	0	0	0	0	0	0	0	0	1	
GRAND TOTAL	0	157	1001	1410	33	156	215	1	135	17	2	2	57	73	163	48	60	56	66	69	27	277	18	458	190	20	3	18	31	18	156	316	5253	

Louisiana State Board of Nursing

Report as of: January 31, 2017

ANALYSIS BY APRN PRESCRIBE

Page 1 of 2

# Parish	No		Total
	Answer	Yes	
1 ACADIA	0	24	41
2 ALLEN	0	8	10
3 ASCENSION	0	130	193
4 ASSUMPTION	0	6	7
5 AVOYELLES	0	21	26
6 BEAUREGARD	0	16	20
7 BIENVILLE	0	2	2
8 BOSSIER	0	106	173
9 CADDO	0	122	227
10 CALCASIEU	0	185	266
11 CALDWELL	0	8	9
12 CAMERON	0	1	1
13 CATAHOULA	0	10	12
14 CLAIBORNE	0	6	7
15 CONCORDIA	0	5	9
16 DE SOTO	0	14	20
17 EAST BATON ROUGE	0	313	472
18 EAST CARROLL	0	1	1
19 EAST FELICIANA	0	13	17
20 EVANGELINE	0	20	27
21 FRANKLIN	0	20	23
22 GRANT	0	14	18
23 IBERIA	0	28	40
24 IBERVILLE	0	13	17
25 JACKSON	0	9	13
26 JEFFERSON	0	223	466
27 JEFFERSON DAVIS	0	17	23
28 LAFAYETTE	0	246	388
29 LAFOURCHE	0	51	76
30 LA SALLE	0	5	7
31 LINCOLN	0	26	48
32 LIVINGSTON	0	81	111
33 MADISON	0	6	6
34 MOREHOUSE	0	13	14
35 NATCHITOCHE	0	17	27
36 ORLEANS	0	236	440
37 OUACHITA	0	216	300
38 PLAQUEMINES	0	12	25

Louisiana State Board of Nursing

Report as of: January 31, 2017

ANALYSIS BY APRN PRESCRIBE

Page 2 of 2

# Parish	No		Total
	Answer	Yes	
39 POINTE COUPEE	0	12	21
40 RAPIDES	0	151	221
41 RED RIVER	0	3	3
42 RICHLAND	0	34	34
43 SABINE	0	8	11
44 SAINT BERNARD	0	12	16
45 SAINT CHARLES	0	21	40
46 SAINT HELENA	0	4	4
47 SAINT JAMES	0	4	6
48 ST JOHN THE BAPTIST	0	26	34
49 SAINT LANDRY	0	56	81
50 SAINT MARTIN	0	17	21
51 SAINT MARY	0	12	17
52 SAINT TAMMANY	0	271	464
53 TANGIPAHOA	0	93	122
54 TENSAS	0	1	1
55 TERREBONNE	0	82	127
56 UNION	0	7	9
57 VERMILION	0	18	33
58 VERNON	0	9	11
59 WASHINGTON	0	9	13
60 WEBSTER	0	29	36
61 WEST BATON ROUGE	0	16	28
62 WEST CARROLL	0	3	5
63 WEST FELICIANA	0	9	13
64 WINN	0	4	6
IN STATE TOTAL	0	3155	4959
OUT OF STATE	0	212	424
NO COUNTY	0	1	1
GRAND TOTAL	0	3368	5384